



OREGON FOOTBALL

2015 MEDIA GUIDE





2015 OREGON FOOTBALL

2015 MEDIA GUIDE

GENERAL INFORMATION

Quick Facts	2
Media Information	3
Rosters	4
Squad Breakdown	6
Returning Honorees	7
2015 Preview & Outlook	8

2014 SEASON REVIEW

Team Statistics	10
Individual Statistics	10
Defensive Leaders	13
Individual Game-by-Game	13
Game-by-Game Starters	16
Scoring Drives	17
Individual and Team Game Highs	19

STUDENT-ATHLETE PROFILES

All updated player bios can be viewed at www.GoDucks.com/football

CREDITS

Editors: Andy McNamara, Dave Williford
Contributors: Sam Katzman, Nate Krueger, Abbey McNamara, Joe Walasti
Photographers: Eric Evans, John Giustina, Geoff Thurner, Steve Dykes
Cover Design: Katie Urhausen
Printing: UO Printing Services

The Last Time...	20	300-yard Passers	77
Game Summaries	22	Hall of Fame Ducks	78

COACHING STAFF

Helfrich (HC)	38	Ducks in the Super Bowl	80
Frost (OC/QB)	40	All-Americans	81
Pellum (DC/ILB)	41	Honor Roll	82
Osborne (STC/TE)	42	All-Conference Honors	83
Aiken (DL)	43	Senior Postseason Participants	84
Campbell (RB)	44	Oregon Award Winners	85
Chinander (OLB)	45	Notable Oregon Standouts	88
Greatwood (OL)	46	All-Time Assistant Coaches	93
Lubick (WR)	47	All-Time Lettermen	94
Neal (DB)	48	Annual Coaching Ledger	98
Support Staff	49	Year-by-Year Results	99

OREGON FOOTBALL HISTORY

Individual Single-Game Records	51	UO vs. 2014 Opponents	105
Individual Season Records	53	UO All-Time vs. Opponents	108
Individual Career Records	55	All-Time National Rankings	109
Individual Records Summary	57	UO Bowl Game Summaries	111
Team Records Summary	59	Autzen Stadium	131
Annual Leaders	60	All-Time Top Crowds	132
Annual Team Statistics	63	Autzen Stadium Records	133
1,000-yard Rushers	65	Autzen Year-by-Year Attendance	134
100-yard Rushers	68		
100-yard Receivers	73		
250-yard Passers	76		

OREGON ADMINISTRATION

AD Rob Mullens	137
President Michael Schill	137
2015-16 Bowl Schedule	138

120TH SEASON OF OREGON FOOTBALL

GENERAL INFORMATION

Location Eugene, Ore.
 Founded 1876
 Enrollment 24,500
 Nickname Ducks
 Colors Green and Yellow
 Stadium (Capacity) Autzen (54,000)
 Playing Surface FieldTurf
 Conference Pac-12
 First Football Season 1894
 President Michael Schill
 Faculty Representative Tim Gleason
 Athletics Website www.GoDucks.com
 Facebook www.facebook.com/wintheday
 Twitter @WinTheDay (Football), @GoDucks (General)

ATHLETICS DEPARTMENT... (541) 346-4481

Director of Athletics Rob Mullens
 Special Assistant to the AD Lorraine Davis
 Executive Sr. Associate Athletics Director/Finance & Admin. Eric Roedel
 Sr. Associate Athletics Director/Development H.J. Cohn
 Sr. Associate AD/Facilities, Operations & Events Mike Duncan
 Sr. Associate AD/Chief Compliance Officer Jody Sykes
 Sr. Associate AD/FB Admin. & Operations Jeff Hawkins
 Sr. Associate AD/Senior Woman Administrator Lisa Peterson
 Sr. Associate AD/Marketing & Public Relations Craig Pintens
 Associate AD Vin Lananna
 Associate AD/Facilities & Events Devon Shea
 Associate AD Herb Yamanaka

FOOTBALL STAFF... (541) 346-3825

Head Coach. Mark Helfrich (Southern Oregon '96)
 Record at Oregon 24-4, .857/15-3 Pac-12, .833 (third year)
 Career Record same

Assistant Coaches

Offensive Coordinator/Quarterbacks Scott Frost (Nebraska '97)
 Defensive Coordinator/Inside Linebackers Don Pellum (Oregon '85)
 Special Teams Coordinator/Tight Ends Tom Osborne (Washington State '83)
 Running Backs Gary Campbell (UCLA '73)
 Offensive Line/Running Game Coordinator Steve Greatwood (Oregon '80)
 Wide Receivers/Passing Game Coordinator Matt Lubick (Colorado State '95)
 Defensive Line Ron Aiken (North Carolina A&T '77)
 Outside Linebackers Erik Chinander (Iowa '03)
 Defensive Secondary/Passing Game Coordinator John Neal (BYU '80)
 Director of Strength & Conditioning Jim Radcliffe (Pacific '80)
 Graduate Assistants.. Kwame Agyeman, Joe Bernardi,
 Nate Costa, TJ Paganetti
 Football Interns. Matt Noyer, Shawn Young

Support Staff

Asst. AD/Director of Football Operations Kyle Wiest (Oregon '04)
 Asst. AD/FB Player Development Horace Raymond (Tulane '98)
 Academic Coordinator Tim Bruegman (Eastern Washington '96)
 Asst. Director of FB Operations/Recruiting Jim Fisher (Michigan '05)
 Director of High School Relations Sean Dillon (Valparaiso '08)
 Asst. Strength & Cond. Coaches Mark Dillon, Joel Favor
 Director of Athletic Medicine Dr. Greg Skaggs (Creighton '88)
 Assoc. Dir., Athletic Medicine/Football Kevin Steil (Chico State '89)
 Assoc. Dir., Athletic Medicine Kim Terrell (Oregon '81)
 Asst. AD/Director of Communications Andy McNamara (Maine '96)
 Exec. Asst. AD/Director, FB Communications David Williford (Kansas '77)
 Director of Equipment Operations Aaron Wasson (Kentucky '00)
 Football Equipment Administrator Kenny Farr (Oregon '02)
 Video Coordinator Steve Pohl (Georgetown College '92)
 Asst. Video Coordinator Eric Day (Purdue '07)
 Director/Sports Nutrition Pratik Patel (Kansas State '08)

FOOTBALL FACTS

2014 Record 13-2
 2014 Pac-12 Record/Finish 8-1/1st
 2014 Final National Ranking No. 2 USA Today/No. 2 AP
 All-Time Record 626-477-46 (.565)
 All-Time Pac-12 Record 308-307-20 (.500)
 Lettermen Returning (Off., Def., ST)/Lost.50 (25, 21, 4)/24
 Starters Returning/Lost (Off., Def., ST)17 (*8, 6, 3)/10 (5, 5, 0)
 All-America Honorees Returning/Lost0/4
 1st-Team All-Pac-12 Honorees Returning/Lost1/4
 All-Time Bowl Record13-16
 Bowl Appearances Since 199022
 BCS/CFP Bowl Record3-2/1-1
 Last Bowl Appearance 2015 CFP Championship vs. Ohio State (L, 42-20)
 All-Time All-America Awards33
 Unanimous/Consensus All-America Awards2/7
 College Football Hall of Fame Inductees8
 Pro Football Hall of Fame Inductees6

Offensive Starters Returning (*8) - career stats

WR Devon Allen (So., 11 GS, 41 rec, 684 yds, 7 TD)/Byron Marshall (Sr., 21 GS, 88 rec, 1172 yds, 6 TDs; 307 car, 1877 yds, 19 TD) - TE Pharaoh Brown (Sr., 13 GS, 37 rec, 585 yds, 8 TD)/Evan Baylis (Jr., 5 GS; 19 rec, 214 yds, 1 TD - RT Tyrell Crosby (So., 9 GS)/Matt Pierson (Sr., 7 GS) - RB Royce Freeman (So., 11 GS, 252 carries, 1365 yds, 18 TD) - RG Cameron Hunt (Jr., 21 GS) - WR Dwayne Stanford (Jr., 13 GS, 54 rec, 745 yds, 6 TD) - *WR Bralon Addison (Jr., 11 GS; 83 rec, 1133 yds, 10 TD) - *LT Tyler Johnstone (Sr., 26 GS)

**includes two 2013 starters*

Offensive Starters Lost (5) - career stats

LT Jake Fisher (35 GS) - C Hroniss Grasu (52 GS) - WR Keanon Lowe (32 GS, 68 rec, 891 yds, 11 TD) - QB Marcus Mariota (41 GS, 337 car, 2237 yds, 29 TD; 779-1167-14, 10,796 yds, 105 TD) - LG/C Hamani Stevens (28 GS)

Defensive Starters Returning (6) - career stats

NT Alex Balducci (Sr., 16 GS, 37 TT, 3 TFL, 4 FR) - DT DeForest Buckner (Sr., 25 GS; 149 TT, 19 TFL, 7.5 QBX) - OLB Tyson Coleman (Sr., 18 GS, 99 TT, 11 TFL, 4.5 QBX) - SS Reggie Daniels (Jr., 15 GS, 89 TT, 1 INT, 2 FR) - LB Rodney Hardrick (Sr., 29 GS; 159 TT, 12 TFL, 1 INT, 4 FR) - ILB Joe Walker (Sr., 11 GS, 118 TT, 11.0 TFL, 3.0 QBX)

Defensive Starters Lost (5) - career stats

DE Arik Armstead (20 GS, 87 TT, 10.0 TFL, 4.0 QBX) - FS Erick Dargan (17 GS, 188 TT, 13 INT, 4 FF, 3 FR) - CB Ifo Ekpe-Olomu (41 GS; 244 TT, 9 INT, 48 PBU) - CB Troy Hill (14 GS, 169 TT, 6.5 TFL, 3 INT, 35 PBU) - DE Tony Washington (29 GS; 158 TT, 25.5 TFL, 16.0 QBX, 4 FR)

Specialists Returning (4)

LS Tanner Carew (So., 14 GS) - PK Aidan Schneider (So., 11-12 FGs, 40-42 PATs, 72 pts.) - P Ian Wheeler (So., 47 att, 1840 yds, 39.1 avg.) - PK Matt Wogan (Jr., 14-18 FGs, 81-85 PAT, 123 pts.)

2015 SCHEDULE

S5	E. WASHINGTON	Eugene
S12	at Michigan State	E. Lansing
S19	GEORGIA STATE	Eugene
S26	*UTAH	Eugene
O3	*at Colorado	Boulder
O10	*WASHINGTON STATE	Eugene
O17	*at Washington	Seattle
O29	*at Arizona State	Tempe
N7	*CALIFORNIA	Eugene
N14	*at Stanford	Stanford
N21	*USC	Eugene
N28	*OREGON STATE	Eugene

* Pac-12 Conference Game

2014 RESULTS

A30	SOUTH DAKOTA	W	62-13
S6	MICHIGAN STATE	W	46-27
S13	WYOMING	W	48-14
S20	*at Washington State	W	55-16
O2	*ARIZONA	L	31-24
O11	*at UCLA	W	42-30
O18	*WASHINGTON	W	45-20
O24	*California#	W	59-41
N1	*STANFORD	W	45-16
N8	*at Utah	W	51-27
N22	*COLORADO	W	44-10
N29	*at Oregon State	W	47-19
D5	Arizona^	W	51-13
J1	Florida State&	W	59-20
J12	Ohio State%	L	42-20

* Pac-12 Conference Games

+ Alamo Bowl

^ Pac-12 Champ. (Levi's Stadium)

& CFP Semifinals (Rose Bowl)

%CFP Championship (Arlington, TX)

MEDIA INFORMATION

MEDIA AVAILABILITY

Mark Helfrich will be available to all media via a weekly press conference every Tuesday beginning at 11:30 a.m. (PT). Participants may take part in the media availability in person at a site to be determined. To gather more information on the availability or notify the Office of Athletic Communications of your intent to take part, please call (541) 346-5488.

INTERVIEW POLICIES

All interview requests for players and coaches must be submitted by 5 p.m. PT the day prior and must go through the Athletic Communications Office. Interviews will take place during a 15-minute window at the conclusion of each practice. No player interviews will be granted on the day before a game.

CREDENTIALS

Requests for press box and photo credentials for all games at Autzen Stadium must be made as far in advance as possible to the Director of Football Communications. E-mail requests must be submitted to diw@uoregon.edu. When time permits, credentials will be mailed. Otherwise, credentials will be left at Will Call, located at the ticket booth near the South Gate. Defined priority for receiving credentials will be as follows: (1) Representatives of outlets requiring daily deadlines, commercial television stations, OSN affiliate radio stations, nationally circulated publications and outlets who regularly cover the visiting team; (2) Area weekly and periodical publications, radio stations not affiliated with the OSN and additional campus outlets. Outlets that regularly cover the Ducks will receive a higher priority. Visiting representatives also are encouraged to inform their local SID of pending coverage.

PARKING

A limited number of parking passes will be made available through the Oregon Athletic Communications Office. Access to parking (Lots 8 and 9) may be obtained via Leo Harris Parkway directly south of the stadium press box.

TELEPHONES & INTERNET

Oregon will have telephones in the press box for use with third-party, collect or credit card calls only. Access instructions for wireless internet can be obtained outside the Athletic Communications workroom.

PHOTOGRAPHERS

All photographers must check out a photo vest prior to kickoff at the Athletic Communications workroom in the press box. Credentialed personnel working the sidelines must obey the NCAA rules pertaining to sideline boundaries. Photographers are to be no closer than six feet to the playing field and must be outside the 25-yard lines at each end of the field. Photographers are not allowed inside the team boxes. Passes and vests must be worn in an easily visible manner by all photographers in all weather conditions. A work area to send digital photos is located underneath the stands in the east end zone.

LOCKER ROOMS

Oregon's locker room is located in the Hatfield-Dowlin Complex west of the Casanova Center. The visitor's locker room is located at the east end of Autzen Stadium. The home locker room is closed following the game, but Oregon's postgame interviews are conducted in the Media Center on the third floor of the Football Operations Center. For the visiting team's postgame interview policy, contact the visiting team's SID.

OREGON SPORTS NETWORK

The Oregon Sports Network, now under the oversight of Oregon IMG Sports Marketing, begins its 28th season of operation within the athletics department, continuing to broadcast all Oregon football, men's and women's basketball contests and coaches shows exclusively along its state-wide affiliate network.

Veteran Oregon sportscaster Jerry Allen, now in his 28th year as the Ducks' popular radio play-by-play voice, is joined by former UO quarterback Mike Jorgensen for his 25th season.

The cornerstones of the Oregon Sports Network are Cumulus Broadcasting (KUGN, 590-AM) in Eugene/Springfield and Alpha Broadcasting (750 The Game [AM]) in Portland. KUGN has been the Eugene broadcast partner for the last 20 years, while KXL has been part of the network since its inception.

PAC-12 NETWORKS

Select Oregon football games will be televised live on Pac-12 Networks, including home games vs. Eastern Washington (Sept. 5) and Georgia State (Sept. 19). The conference's full-time linear television networks is in its third year of operation.

UO ATHLETIC COMMUNICATIONS

Len Casanova Center
2727 Leo Harris Parkway
Eugene, OR 97401
PH: 541-346-5488

David Williford

Exec. Asst. AD/Dir. of FB Comm.
Office: 541-346-2251
Mobile: 541-729-6801
E-mail: diw@uoregon.edu



Andy McNamara

Asst. AD/Dir. of Communications
Office: 541-346-2253
Mobile: 541-543-0123
E-mail: mcnamara@uoregon.edu
Twitter: @McNamaraUO



ATHLETIC COMMUNICATIONS STAFF

Rob Moseley

Editor, GoDucks.com • @DuckFootball
541-346-2250 • rmoseley@uoregon.edu

Todd Miles

Associate Director • @MilesUO
541-346-0962 • miles@uoregon.edu

Greg Walker

Associate Director
541-346-2252 • gswalker@uoregon.edu

Joe Waltasti

Assistant Director • @GoDucksJoe
541-346-7332 • waltasti@uoregon.edu

Casey Johnson

Assistant Director • @heycaseyj
541-346-5532 • cjohn17@uoregon.edu

AUTZEN PRESS BOX: 541-346-7074



NUMERICAL

No.	Name	Pos.
1	Arrion Springs	CB
2	Bralon Addison	WR
2	Matt Mariota	OLB
3	Vernon Adams Jr.	QB
3	Tyree Robinson	DB
4	Alex Ofodile	WR
5	Taj Griffin	RB
6	Charles Nelson	WR
7	Darren Carrington	WR
8	Reggie Daniels	S
9	Gus Cumberlander	DL
9	Byron Marshall	RB
10	Ty Griffin	CB
11	Justin Hollins	OLB
11	Travis Jonsen	QB
11	Kirk Merritt	WR
12	Taylor Alie	QB
12	Chris Seisay	CB
13	Devon Allen	WR
14	Ugo Amadi	CB
15	Jalen Brown	WR
16	Dylan Kane	SS
16	Morgan Mahalak	QB
17	Jeff Lockie	QB
17	Juwaan Williams	DB
18	Jimmie Swain	LB
19	Austin Daich	DB
20	Tony Brooks-James	RB
20	Jake Froehlich	LB
21	Royce Freeman	RB
22	Jeff Bieber	WR
22	Jihree Stewart	CB
23	Malik Lovette	WR
24	Thomas Tyner	RB
25	Glen Ihenacho	DB
26	Casey Eugenio	RB
26	Khalil Oliver	DB
27	Jacob Breeland	TE
27	Mattrell McGraw	DB
28	Chayce Maday	WR
28	Johnny Ragin III	LB
29	Kani Benoit	RB
29	Tyler Reid	DB
30	Paris Bostick	LB
31	Sean Killpatrick	DB
32	Eddie Heard	OLB
33	Tyson Coleman	OLB
34	Jonah Moi	OLB
34	Lane Roseberry	RB
35	Joe Walker	LB
36	Justin Hunter	OLB
37	J.J. Jones	RB
37	Michael Manns	DB
38	Ian Wheeler	K
39	Kaulana Apelu	LB
40	Taylor Stinson	TE

2015 OREGON FOOTBALL FALL ALPHABETICAL ROSTER

No.	Name	Pos.	Ht.	Wt.	Cl.-Exp.	Hometown (Last School/HS)
3	Vernon Adams Jr.	QB	5-11	201	Sr.-TR	Pasadena, CA (Eastern Washington/Bishop Alemany)
2	Bralon Addison	WR	5-10	190	Jr.-2L*	Missouri City, TX (Ft. Bend Hightower)
66	Brady Aiello	OL	6-7	275	Fr.-HS	Lafayette, CA (Acalanes)
12	Taylor Alie	QB	6-0	185	So.-1L*	Eugene, OR (Sheldon)
13	Devon Allen	WR	6-0	185	So.-1L*	Phoenix, AZ (Brophy Prep)
14	Ugo Amadi	CB	5-10	185	Fr.-HS	Nashville, TN (Overton)
39	Kaulana Apelu	LB	5-11	196	Fr.-HS	Apea, HI (Honolulu)
51	Gary Baker	DL	6-4	298	Fr.-HS	Upland, CA (Upland)
56	Alex Balducci	DL	6-4	310	Sr.-3L	Portland, OR (Central Catholic)
81	Evan Baylis	TE	6-6	250	Jr.-2L*	Centennial, CO (Grandview)
29	Kani Benoit	RB	6-0	210	So.-SQ*	Phoenix, AZ (Phx. Thunderbird)
22	Jeff Bieber	WR	6-2	195	Fr.-RS*	Beaverton, OR (Sunset)
30	Paris Bostick	LB	6-1	218	So.-JC*	Tampa, FL (Santa Monica College)
27	Jacob Breeland	TE	6-5	221	Fr.-HS	Mission Viejo, CA (Trabuco Hills)
57	Doug Brenner	OL	6-2	305	So.-1L*	Portland, OR (Jesuit)
20	Tony Brooks-James	RB	5-9	185	Fr.-RS*	Gainesville, FL (Gainesville)
15	Jalen Brown	WR	6-1	200	Fr.-RS*	Phoenix, AZ (Mountain Pointe)
85	Pharaoh Brown	TE	6-6	250	Sr.-3L	Lyndhurst, OH (Brush)
44	DeForest Buckner	DL	6-7	290	Sr.-3L	Waianae, HI (Punahou)
58	Tanner Carew	LS	6-1	215	So.-1L	Chino Hills, CA (Damien)
90	Drayton Carlberg	DL	6-5	290	Fr.-HS	Minneapolis, MN (DeLaSalle)
42	Cody Carriger	OLB	6-6	240	Jr.-1L*	Butte, MT (Butte)
7	Darren Carrington	WR	6-2	195	So.-1L*	San Diego, CA (Horizon)
33	Tyson Coleman	OLB	6-1	235	Sr.-3L*	Lake Oswego, OR (Lake Oswego)
73	Tyrell Crosby	OL	6-5	310	So.-1L	Henderson, NV (Green Valley)
9	Gus Cumberlander	DL	6-6	250	Fr.-HS	Ellenwood, GA (Cedar Grove HS)
19	Austin Daich	DB	6-3	205	Jr.-1L*	Aptos, CA (Watsonville)
45	T.J. Daniel	DL	6-6	275	Jr.-2L*	Oakland, CA (Bishop O'Dowd)
8	Reggie Daniels	S	6-1	205	Jr.-2L*	Chandler, AZ (Hamilton)
67	Tanner Davies	OL	6-3	294	Fr.-RS*	Eugene, OR (Sheldon)
71	Braden Eggert	OL	6-6	315	Fr.-RS*	Napa, CA (Napa)
26	Casey Eugenio	WR	5-8	180	Fr.-RS*	San Clemente, CA (JSerra)
52	Ivan Faulhaber	OLB	6-2	224	So.-SQ*	Eugene, OR (Sheldon)
93	Jake Ford	K	6-0	201	So.-HS*	Shepparton, Victoria, Australia
21	Royce Freeman	RB	5-11	230	So.-1L	Imperial, CA (Imperial)
96	Christian French	OLB	6-5	250	Sr.-3L*	Cedar Rapids, IA (John F. Kennedy)
20	Jake Froehlich	LB	6-0	220	Fr.-HS	Wolfeboro, NH (Tilton School)
74	Elijah George	OL	6-5	290	So.-SQ*	Las Vegas, NV (Arbor View)
5	Taj Griffin	RB	5-10	175	Fr.-HS	Powder Springs, GA (McEachern)
10	Ty Griffin	CB	6-0	205	So.-TR*	Powder Springs, GA (Ga. Tech)
61	Jake Hanson	OL	6-5	288	Fr.-HS	Eureka, CA (Eureka)
48	Rodney Hardrick	LB	6-1	245	Sr.-3L*	Colton, CA (Colton)
32	Eddie Heard	OLB	6-3	245	So.-RS*	Oakland, CA (Laney College)
72	Matt Hegarty	OL	6-4	295	Sr.-TR	Aztec, NM (Notre Dame)
11	Justin Hollins	OLB	6-6	230	So.-1L	Arlington, TX (Martin)
78	Cameron Hunt	OL	6-4	290	Jr.-2L	Corona, CA (Centennial)
36	Justin Hunter	OLB	6-4	235	Fr.-HS	Castle Rock, CO (Rock Canyon)
25	Glen Ihenacho	DB	5-11	185	Fr.-RS*	Carson, CA (Serra)
97	Jalen Jelks	DL	6-6	268	Fr.-RS*	Phoenix, AZ (Desert Vista)
64	Tyler Johnstone	OL	6-6	295	Sr.-2L*	Chandler, AZ (Hamilton)
37	J.J. Jones	RB	5-9	180	Jr.-SQ*	Los Angeles, CA (Harvard-Westlake)
11	Travis Jonsen	QB	6-3	194	Fr.-HS	Anaheim, CA (Servite)
80	Koa Ka'ai	TE	6-4	240	Sr.-2L*	Honolulu, HI (Kamehameha)
16	Dylan Kane	SS	6-3	195	Fr.-HS	Honolulu, HI (Kamehameha)
99	Canton Kaumatule	DL	6-7	295	Fr.-HS	Honolulu, HI (Punahou)

*Utilized Redshirt Year

2015 OREGON FOOTBALL FALL ALPHABETICAL ROSTER

No.	Name	Pos.	Ht.	Wt.	Cl.-Exp.	Hometown (Last School/HS)
31	Sean Killpatrick	DB	5-11	205	Fr.-HS	Pearland, TX (St. Pius X)
98	Jordan Kurahara	DL	6-8	250	Fr.-RS*	Sherwood, OR (Sherwood)
41	Jarret LaCoste	RB	5-11	200	Jr.-SQ*	Albany, OR (College of Siskiyous)
43	Fotu Leiato	DB	6-1	200	Fr.-HS	Steilacoom, WA (Steilacoom)
68	Sane Lemieux	OL	6-6	302	Fr.-HS	Yakima, WA (West Valley)
17	Jeff Lockie	QB	6-2	205	Jr.-2L*	Alamo, CA (Monte Vista)
77	Haniteli Lousi	OL	6-5	310	Sr.-1L	Fremont, CA (Coll. of San Mateo)
23	Malik Lovette	WR	5-11	205	Fr.-HS	Redlands, CA (Redlands East Valley)
28	Chayce Maday	WR	5-11	180	Fr.-RS*	Corning, CA (Corning)
16	Morgan Mahalak	QB	6-3	205	Fr.-RS*	Kentfield, CA (Marin Catholic)
42	Blake Maimone	P	6-6	213	Fr.-HS	Thousand Oaks, CA (Oaks Christian)
50	Austin Maloata	DL	6-1	300	So.-1L	American Samoa (Centennial [CA])
37	Michael Manns	DB	5-11	180	Jr.-SQ*	Molalla, OR (Molalla)
47	Rex Manu	DL	6-3	315	Fr.-HS	Mililani, HI (Mililani)
2	Matt Mariota	OLB	6-2	248	Fr.-HS	Honolulu, HI (St. Louis)
9	Byron Marshall	WR	5-10	200	Sr.-3L	San Jose, CA (Valley Christian)
46	Danny Mattingly	LB	6-5	245	So.-1L*	Spokane, WA (Mead)
90	Jake McCreath	TE	6-3	245	Jr.-SQ*	Ripon, CA (Modesto JC/Ripon)
54	De'Quan McDowell	LB	6-1	203	Jr.-TR	Marshalltown, IA (Ellsworth CC/Marshalltown)
27	Mattrell McGraw	DB	5-10	185	Fr.-RS*	New Orleans, LA (John Curtis)
66	Devin Melendez	LS	6-2	205	So.-SQ	La Habra, CA (La Habra)
11	Kirk Merritt	WR	5-11	205	Fr.-HS	Destrehan, LA (Destrehan)
63	Davis Miyashiro-Saipaia	OL	6-2	300	Fr.-RS*	Honolulu, HI (Punahou)
34	Jonah Moi	OLB	6-4	250	Jr.-JC	Redlands, CA (Riverside CC/Citrus Valley)
92	Henry Mondeaux	DL	6-5	290	So.-1L	Portland, OR (Jesuit)
83	Johnny Mundt	TE	6-4	245	Jr.-2L	Modesto, CA (Central Catholic)
6	Charles Nelson	WR	5-8	170	So.-1L	Daytona Beach, FL (Seabreeze)
4	Alex Ofodile	WR	6-3	200	Fr.-HS	Columbia, MO (Rock Bridge)
75	Zach Okun	OL	6-4	310	Fr.-HS	Newbury Park, CA (Newbury Park)
26	Khalil Oliver	DB	6-0	200	Fr.-RS*	Meridian, ID (Rocky Mountain)
62	Matt Pierson	OL	6-6	285	Sr.-2L*	West Linn, OR (Jesuit)
76	Jake Pisarcik	OL	6-2	300	So.-1L*	Medford, NJ (Shawnee)
86	Torrodne Prevot	OLB	6-3	220	Jr.-2L	Houston, TX (Alief Taylor)
28	Johnny Ragin III	LB	6-3	225	Jr.-1L	Wilsonville, OR (California)
29	Tyler Reid	DB	5-8	170	Fr.-HS	Eugene, OR (Churchill)
3	Tyree Robinson	S	6-4	205	So.-1L*	San Diego, CA (Lincoln)
34	Lane Roseberry	RB	6-1	235	Jr.-1L*	Bly, OR (Lakeview)
41	Aidan Schneider	K	6-4	235	So.-1L	Portland, OR (Grant)
82	Zac Schuller	WR	5-10	180	Sr.-1L	Moss Beach, CA (City College of SF)
12	Chris Seisay	CB	6-1	190	So.-1L*	Vallejo, CA (American Canyon)
93	Jason Sloan	DL	6-3	225	So.-SQ*	Salem, OR (McKay)
1	Arrion Springs	DB	5-11	205	So.-1L	San Antonio, TX (Roosevelt)
88	Dwayne Stanford	WR	6-5	205	Jr.-2L*	Cincinnati, OH (Taft)
95	Spencer Stark	DL	6-2	275	Fr.-RS*	Modesto, CA (Central Catholic)
22	Jihree Stewart	CB	6-0	182	Fr.-HS	Corona, CA (Centennial)
40	Taylor Stinson	TE	6-5	235	Fr.-RS*	Happy Valley, OR (Clackamas)
18	Jimmie Swain	LB	6-2	235	So.-1L	Olathe, KS (Olathe North)
55	Tui Talia	DL	6-5	285	Sr.-1L	Concord, CA (Diablo Valley College)
89	Chris Tewhill	WR	5-8	180	Jr.-SQ*	Corte Madera, CA (Claremont-Mudd-Scripps)
54	Calvin Throckmorton	OL	6-6	290	Fr.-HS	Bellevue, WA (Newport)
24	Thomas Tyner	RB	5-11	215	Jr.-2L	Aloha, OR (Aloha)
79	Evan Voeller	OL	6-5	290	So.-1L*	West Linn, OR (West Linn)
35	Joe Walker	LB	6-2	240	Sr.-2L	Palos Verdes, CA (L.A. Harbor College)
60	Jim Weber	OL	6-2	270	Fr.-RS*	Beaverton, OR (Southridge)
38	Ian Wheeler	K	6-0	205	So.-1L*	Demorest, GA (Habersham Central)
17	Juwaan Williams	S	6-0	190	So.-1L*	Tucker, GA (Tucker)
49	Matt Wogan	K	6-2	210	Jr.-2L	Indian Trail, NC (Porter Ridge)

#Transfer - establishing year-in-residencing

NUMERICAL

No.	Name	Pos.
41	Jarret LaCoste	RB
41	Aidan Schneider	K
42	Cody Carriger	OLB
42	Blake Maimone	P
43	Fotu Leiato	DB
44	DeForest Buckner	DL
45	T.J. Daniel	DL
46	Danny Mattingly	LB
47	Rex Manu	DL
48	Rodney Hardrick	LB
49	Matt Wogan	K
50	Austin Maloata	DL
51	Gary Baker	DL
52	Ivan Faulhaber	OLB
54	De'Quan McDowell	LB
54	Calvin Throckmorton	OL
55	Tui Talia	DL
56	Alex Balducci	DL
57	Doug Brenner	OL
58	Tanner Carew	LS
60	Jim Weber	OL
61	Jake Hanson	OL
62	Matt Pierson	OL
63	Davis Miyashiro-Saipaia	OL
64	Tyler Johnstone	OL
66	Brady Aeillo	OL
66	Devin Melendez	LS
67	Tanner Davies	OL
68	Shane Lemieux	OL
71	Braden Eggert	OL
72	Matt Hegarty	OL
73	Tyrell Crosby	OL
74	Elijah George	OL
75	Zach Okun	OL
76	Jake Pisarcik	OL
77	Haniteli Lousi	OL
78	Cameron Hunt	OL
79	Evan Voeller	OL
80	Koa Ka'ai	TE
81	Evan Baylis	TE
82	Zac Schuller	WR
83	Johnny Mundt	TE
85	Pharaoh Brown	TE
86	Torrodne Prevot	OLB
88	Dwayne Stanford	WR
89	Chris Tewhill	WR
90	Drayton Carlberg	DL
90	Jake McCreath	TE
92	Henry Mondeaux	DL
93	Jake Ford	K
93	Jason Sloan	DL
95	Spencer Stark	DL
96	Christian French	OLB
97	Jalen Jelks	DL
98	Jordan Kurahara	DL
99	Canton Kaumatule	DL

2015 FOOTBALL SQUAD BREAKDOWN

RETURNEES

OFFENSIVE LETTERMEN (25)

Bralon Addison, WR (0/11)
 Taylor Alie, QB
 Devon Allen, WR (11/11)
 Evan Baylis, TE (4/6)
 Doug Brenner, OL (1/1)
 Pharaoh Brown, TE (8/13)
 Darren Carrington, WR (1/1)
 Tyrell Crosby, OL (9/9)
 Austin Daich, WR
 Royce Freeman, RB (11/11)
 Cameron Hunt, OL (14/21)
 Tyler Johnston, OL (0/26)
 Koa Ka'ai, TE
 Jeff Lockie, QB
 Haniteli Lousi, OL
 Byron Marshall, RB/WR (12/22)
 Johnny Mundt, TE (0/5)
 Charles Nelson, WR (1/1)
 Matt Pierson, OL (7/7)
 Jake Pisarcik, OL (2/2)
 Lane Roseberry, RB
 Zac Schuller, WR
 Dwayne Stanford, WR (13/13)
 Thomas Tyner, RB (4/5)
 Evan Voeller, OL

DEFENSIVE LETTERMEN (21)

Alex Balducci, DL (15/16)
 DeForest Buckner, DL (15/25)
 Cody Carriger, OLB
 Tyson Coleman, OLB (15/18)
 T.J. Daniel, DL
 Reggie Daniels, S (15/15)
 Christian French, OLB
 Rodney Hardrick, LB (15/28)
 Justin Hollins, OLB
 Austin Maloata, DL
 Danny Mattingly, LB
 Henry Mondeaux, DL
 Torrodney Prevot, OLB
 Johnny Ragin III, LB
 Tyree Robinson, S (1/1)
 Chris Seisay, CB (3/3)
 Arrion Springs, CB
 Jimmie Swain, LB
 Tui Talia, DL
 Joe Walker, LB (9/10)
 Juwaan Williams, S

SPECIAL TEAMS LETTERMEN (4)

Tanner Carew, LS
 Aidan Schneider, PK
 Ian Wheeler, P
 Matt Wogan, PK/P

NON-LETTERMEN (28)

Jeff Bieber, WR
 Tony Brooks-James, RB
 Jalen Brown, WR
 Tanner Davies, OL
 Braden Eggert, OL
 Casey Eugenio, RB
 Ivan Faulhaber, OLB
 Elijah George, OL
 Ty Griffin, QB
 Eddie Heard, OLB
 Glen Ihenacho, DB
 Jalen Jelks, DL
 J.J. Jones, RB
 Jordan Kurahara, DL
 Jarret LaCoste, RB
 Chayce Maday, WR
 Morgan Mahalak, QB
 Michael Manns, DB
 Jake McCreath, TE
 Mattrell McGraw, DB
 Devin Melandez, LS
 Davis Miyashiro, OL
 Khalil Oliver, DB
 Jason Sloan, DL
 Spencer Stark, DL
 Taylor Stinson, TE
 Chris Tewhill, WR
 Jim Weber, OL

SPRING ENROLLEES (8)

Ugo Amadi, DB
 Taj Griffin, RB
 Travis Jonsen, QB
 Canton Kaumatule, DL
 De'Quan McDowell, LB
 Alex Ofodile, WR
 Zach Okun, OL
 Tyler Reid, DB

LETTERMEN LOST

OFFENSE (13)

Chance Allen, WR
 Stetzon Bair, OL
 Kenny Bassett, RB
 Jake Fisher, OL (13/35)
 Ayele Forde, OL
 Hroniss Grasu, C (12/52)
 B.J. Kelley, WR
 Keanon Lowe, WR (11/32)
 Johnathan Loyd, WR
 Marcus Mariota, QB (15/41)
 Jamal Prater, OL
 Hamani Stevens, OL (15/28)
 Andre Yruretagoyena, OL (2/2)

DEFENSE (13)

Arik Armstead, DL (13/20)
 Isaac Ava, LB
 Erick Dargan, S (14/17)
 Issac Dixon, S
 Ifo Ekpre-Olomu, CB (13/41)
 Mike Garrity, OLB
 Troy Hill, CB (14/20)
 Sam Kamp, DL (2/2)
 Derrick Malone Jr., LB (6/19)
 Dior Mathis, CB
 Grant Thompson, LB
 Tony Washington, OLB (15/30)
 Bronson Yim, DB

SPECIAL TEAMS (0)

2015 RETURNING AWARD WINNERS AND HONOREES

BRALON ADDISON

- 2013 2nd-Team Pac-12 All-Conference (Athlons)
- 2013 Pac-12 All-Conference HM (Coaches)

TAYLOR ALIE

- 2014 Academic All-Conference HM

DEVON ALLEN

- 2014 Academic All-Conference HM

DOUG BRENNER

- 2014 Academic All-Conference 2nd Team

PHARAOH BROWN

- 2014 1st-Team Pac-12 All-Conference (Athlons, Coaches, ESPN.com, Phil Steele)
- 2014 Duane J. Cargill Memorial Award (Team's Outstanding Offensive Impact Player)

DeFOREST BUCKNER

- 2015 Bednarik Award Watch List (National Defensive Player of the Year)
- 2015 Bronco Nagurski Trophy Watch List (Best Defensive Player)
- 2015 Rotary Lombardi Trophy Watch List (National Lineman Award)
- 2014 2nd-Team Pac-12 All-Conference (Athlons, Coaches, Phil Steele)
- 2014 Joe Schaffeld Trophy (Oregon's top defensive lineman)
- 2012 Casanova Award (Team's First-Year Player of the Year)



TYSON COLEMAN

- 2012 Clarke Memorial Award (Team's Most Improved Player)

TYRELL CROSBY

- 2014 Team's Pancake Award (Knocking down most opposing defenders)

AUSTIN DAICH

- 2013 Oregon Special Teams Scout Team Player of the Year

T.J. DANIEL

- 2013 Oregon Defensive Scout Team Player of the Year

ROYCE FREEMAN

- 2015 Maxwell Award Watch List (National Player of the Year Award)
- 2015 Doak Walker Award Watch List (Nation's Top Running Back)
- 2015 Walter Camp Football Foundation Watch List (National Player of the Year Award)
- 2014 Pac-12 Freshman Off. Player-of-the-Year
- 2014 1st-Team Pac-12 All-Conference (Athlons, Phil Steele)
- 2014 2nd-Team Pac-12 All-Conference (Coaches)
- 2014 Freshman All-America (Athlons, ESPN.com, FWAA, Scout, 247 Sports)
- 2014 Casanova Award (Team's 1st-Year Player of the Year)



RODNEY HARDRICK

- 2013 Academic All Pac-12 HM
- Bob Officer Award (UO player excels despite physical adversity)
- 2012 Academic All Pac-12 HM

MATT HEGARTY

- 2015 Rimington Trophy Watch List (Nation's Top Center)

CAMERON HUNT

- 2013 Freshman All-America HM (College Football News/Scout)

TONY JAMES

- 2014 Oregon Special Teams Scout Team Player of the Year

TYLER JOHNSTONE

- 2015 Outland Trophy Watch List (Nation's Top Interior Lineman)
- 2015 Rotary Lombardi Trophy Watch List (National Lineman Award)
- 2013 2nd-Team Pac-12 Conference (Athlons)
- 2013 Academic All-Conference HM
- 2012 Freshman All-America (CBSSports.com, FOXSportsNEXT.com, Sporting News)
- 2012 Pac-12 1st Team All-Conference (Phil Steele)
- 2012 Academic All-Conference HM

KOA KA'AI

- 2012 Academic All-Conference 1st Team

JEFF LOCKIE

- 2013 Academic All-Conference HM

BYRON MARSHALL

- 2015 Biletnikoff Award Watch List (Nation's Best Receiver)
- 2015 Paul Hornung Award Watch List (Nation's Most Versatile Player)
- 2014 Pac-12 All-Conference HM (Coaches)
- 2014 3rd-Team Pac-12 Conference (Phil Steele)
- 2013 Pac-12 All-Conference HM (Coaches)
- 2013 Duane J. Cargill Memorial Award (Team's Outstanding Offensive Impact Player)

MICHAEL MANNS

- 2014 Oregon Defensive Scout Team Player of the Year

JOHNNY MUNDT

- 2015 John Mackey Award Watch List (Nation's Top Tight End)
- 2013 Casanova Award (Team's 1st-Year Player of the Year)

CHARLES NELSON

- 2015 Paul Hornung Award Watch List (Nation's Most Versatile Player)
- 2014 2nd-Team Pac-12 Conference
- 2014 Freshman All-America 2nd Team (Scout)
- 2014 Gordon E. Wilson Award (Oregon's Top Special Teams Standout)

MATT PIERSON

- 2014 Academic All-Conference HM

LANE ROSEBERRY

- 2013 Academic Pac-12 All-Conference HM

AIDAN SCHNEIDER

- 2015 Lou Gorza Award Watch List (Nation's Top Placekicker)

THOMAS TYNER

- 2015 Doak Walker Award Watch List (Nation's Top Running Back)
- 2013 1st-Team Freshman All-America (247Sports)
- 2013 2nd-Team Freshman All-America (Athlons, College Football News)

JOE WALKER

- 2014 Pac-12 All-Conference HM
- 2014 Dudley Clarke Memorial Award (Oregon's Most Improved Player)

MATT WOGAN

- 2014 Academic All-Conference HM

2015 OREGON SEASON PREVIEW

College football provides scant time for celebrating laurels, and no time at all for resting on them.

The 2014 Oregon football team might have collected a Pac-12 championship, Rose Bowl title and the first Heisman Trophy in school history, won by quarterback Marcus Mariota. But the next challenge is constantly looming on the horizon, and an intriguing 2015 season is about to dawn.

With Mariota off to the NFL but very few holes elsewhere on the roster, the Ducks enter this fall with a new identity but the same goals as always – contend for championships. “It’s a new day in Oregon football,” offensive coordinator Scott Frost said.

OFFENSE

With the quarterback position in flux, Frost can at least be comforted by the amount of talent Oregon can field everywhere else on offense. The Ducks return three of their four leading rushers from last season, all four of their most productive receivers and potentially five offensive linemen with significant starting experience.

Remarkably, a year after Mariota won the first Heisman Trophy in school history, sophomore **Royce Freeman** could be the Ducks’ second legitimate candidate in as many years. He ran for a team-high 1,365 yards and 18 touchdowns as a true freshman.

Freeman’s emergence allowed the Ducks to shift **Byron Marshall** to receiver for 2014, accounting for the loss of Bralon Addison to a knee injury last spring.

Marshall responded by piling up 1,003 receiving yards. Coupled with his 1,038 rushing yards from 2013, he returns as the only player in conference history to ever reach those numbers in both categories.

He returns to lead a receiving corps that also includes the likes of Dwayne Stanford, Charles Nelson, Devon Allen and Darren Carrington, along with a healthy Addison.

At tight end, the short-term future for Pharaoh Brown remains uncertain due to the devastating knee injury he suffered last season at Utah.

But Evan Baylis has been quietly productive when called upon, catching 11 balls for 98 yards in the Rose Bowl and College Football Playoff National Championship game. And Johnny Mundt will look to put together a consistent season after teasing fans with his talents the past two years.

The offensive line lost two NFL draft picks, in center Hroniss Grasu and left tackle Jake Fisher. But the Ducks are in the enviable position of having experienced veterans to replace them, with Tyler Johnstone back from injury at tackle and transfer Matt Hegarty set to take over at center. Guard Cameron Hunt, tackle Tyrell Crosby and the versatile Matt Pierson also are on hand, giving the Ducks more experience up front than a team should rightfully expect to field after losing the likes of Fisher and Grasu.

Thus new starting quarterback Vernon Adams will be taking the wheel of a well-oiled machine in 2015, simply looking to keep it on track. Adams, a two-time runner-up for the Walter Payton Award - the FCS version of the Heisman - at Eastern Washington, has a capable backup in junior Jeff Lockie, who pushed hard for the starting spot throughout the offseason.

Lockie played sparingly behind Mariota the last two years, but knows the offense inside and out and exploded for 223 yards and three touchdowns on just nine attempts in the spring game, all completions.





DEFENSE

Recent tradition has seen the UO defense rely on a heavy rotation of players on the defensive line. The Ducks broke from that in 2014, leaning largely on **DeForest Buckner**, Alex Balducci and Arik Armstead, but 2015 could feature a return to form. Armstead passed up his senior season to enter the NFL draft, creating one opening in the starting lineup, and the Ducks feature several talented young players whose abilities could encourage coaches to expand the rotation.

For starters, Henry Mondeaux, Austin Maloata and Tui Talia all flashed potential as newcomers to the team in 2014. And the Ducks added more talent in 2015 freshmen Canton Kaumatule, Rex Manu and Gary Baker. That trio averages over 300 pounds, providing size to complement Oregon's athleticism elsewhere on defense.

At linebacker, it's a similar story: Experienced projected starters, backed up by talented young up-and-comers. Senior inside linebackers Rodney Hardrick and Joe Walker could be bracketed by fellow seniors Tyson Coleman and Christian French on the outside. With the likes of Torrodney Prevot, Johnny Ragin III, Danny Mattingly and Jimmie Swain also on hand, linebacker sets up as another position where coordinator Don Pellum will be able to substitute liberally.

The biggest question mark defensively is at cornerback. Ifo Ekpere-Olomu and Troy Hill both must be replaced, and there's scant experience on the roster. An exception is sophomore Chris Seisay, who stepped in for Ekpere-Olomu in the 2014 postseason and performed capably. He'll try to provide a veteran presence for a cast of new faces that includes sophomore Arrion Springs, freshman Ugo Amadi and sophomore Ty Griffin, a converted quarterback who possesses elite speed.

The young corners will have a solid safety net, at least. Junior Reggie Daniels was a steady, underrated presence in 2014, finishing third on the team with 83 tackles as a 15-game starter, and looms as the program's top returning tackler. The Ducks lost playmaker and leading tackler Erick Dargan, but sophomore Tyree Robinson is another big-play safety who will try to provide a level of consistency as well in replacing Dargan.

SPECIAL TEAMS

Among the unlikeliest of contributors last season was **Aidan Schneider**, a walk-on from Portland who took up football late in his youth, then won the Ducks' placekicking job as a true freshman. He made 11-of-12 field goals in 2014, and will try to hold off Matt Wogan for the job again in 2015. Punter Ian Wheeler was another walk-on thrust into a big role on special teams as a freshman, and likewise wants to progress as a sophomore. In the return game, the likes of Nelson, Addison, Allen and Marshall give coordinator Tom Osborne a host of options.



TEAM STATISTICS	ORE	OPP
SCORING	681	354
Points Per Game	45.4	23.6
Points Off Turnovers	164	13
FIRST DOWNS	406	349
Rushing	183	132
Passing	198	189
Penalty	25	28
RUSHING YARDAGE	3518	2481
Yards gained rushing	3781	2905
Yards lost rushing	263	424
Rushing Attempts	644	587
Average Per Rush	5.5	4.2
Average Per Game	234.5	165.4
TDs Rushing	42	22
PASSING YARDAGE	4687	3964
Comp-Att-Int	326-474-4	351-581-13
Average Per Pass	9.9	6.8
Average Per Catch	14.4	11.3
Average Per Game	312.5	264.3
TDs Passing	44	21
TOTAL OFFENSE	8205	6445
Total Plays	1118	1168
Average Per Play	7.3	5.5
Average Per Game	547.0	429.7
KICK RETURNS: #-Yards	45-886	93-1989
PUNT RETURNS: #-Yards	27-333	11-69
INT RETURNS: #-Yards	13-163	4-8
KICK RETURN AVERAGE	19.7	21.4
PUNT RETURN AVERAGE	12.3	6.3
INT RETURN AVERAGE	12.5	2.0
FUMBLES-LOST	18-7	30-21
PENALTIES-Yards	123-1080	91-809
Average Per Game	72.0	53.9
PUNTS-Yards	47-1840	68-2906
Average Per Punt	39.1	42.7
Net punt average	36.4	36.7
KICKOFFS-Yards	123-7567	68-4070
Average Per Kick	61.5	59.9
Net kick average	39.5	39.1
TIME OF POSSESSION/Game	26:49	33:11
3RD-DOWN Conversions	98/198	102/242
3rd-Down Pct	49%	42%
4TH-DOWN Conversions	17/28	19/39
4th-Down Pct	61%	49%
SACKS BY-Yards	37-292	31-165
MISC YARDS	0	0
TOUCHDOWNS SCORED	90	43
FIELD GOALS-ATTEMPTS	18-21	18-24
ON-SIDE KICKS	0-0	2-5
RED-ZONE SCORES	(69-80) 86%	(50-59) 85%
RED-ZONE TOUCHDOWNS	(52-80) 65%	(37-59) 63%
PAT-ATTEMPTS	(79-83) 95%	(38-38) 100%
ATTENDANCE	401952	206341
Games/Avg Per Game	7/57422	4/51585
Neutral Site Games		4/69551

SCORE BY QUARTERS

Quarter	1st	2nd	3rd	4th	OT	Total
Oregon Ducks	122	238	176	145	-	681
Opponents	77	98	86	93	-	354

PASSING

Player	G	Effic	Cmp-Att-Int	Pct	Yds	TD	LG	YPG
Mariota, Marcus	15	181.74	304-445-4	68.3	4454	42	80	296.9
Lockie, Jeff	10	148.89	21-28-0	75.0	207	1	28	20.7
Freeman, Royce	15	648.40	1-1-0	100.0	26	1	26	1.7
Total.....	15	180.78	326-474-4	68.8	4687	44	80	312.5
Opponents.....	15	125.18	351-581-13	60.4	3964	21	78	264.3

2014 OREGON FOOTBALL RESULTS

Record:	Overall	Home	Away	Neutral
ALL GAMES	13-2	6-1	4-0	3-1
CONFERENCE	8-1	3-1	4-0	1-0
NON-CONFERENCE	5-1	3-0	0-0	2-1

Date	Opponent	W/L	Score	Time	Attd.
08/30/14	SOUTH DAKOTA	W	62-13	3:16	57388
09/06/14	(7) MICHIGAN STATE	W	46-27	3:26	59456
09/13/14	WYOMING	W	48-14	2:58	56533
09/20/14	at Washington State*	W	38-31	3:16	32952
10/02/14	ARIZONA*	L	24-31	3:15	56032
10/11/14	at (18) UCLA*	W	42-30	3:20	80139
10/18/14	WASHINGTON*	W	45-20	3:15	57858
10/24/14	vs. Cal*^	W	59-41	3:48	55575
11/01/14	STANFORD*	W	45-16	3:16	58794
11/08/14	at (20) Utah*	W	51-27	3:28	47528
11/22/14	COLORADO*	W	44-10	3:01	55891
11/29/14	at Oregon State*	W	47-19	3:27	45722
12/05/14	vs. (8) Arizona#^	W	51-13	3:23	45618
01/01/15	vs. (2) Florida State\$	W	59-20	3:37	91322
01/12/15	vs. (5) Ohio State\$\$	L	20-42	3:37	85689

*Pac-12 Conference Game | Home games in **BOLD**
#Pac-12 Championship • ^Levi's Stadium, Santa Clara, CA
\$Rose Bowl Game • \$\$CFB Playoff Championship, Arlington, TX

RUSHING

Player	G	Att	Gain	Loss	Net	Avg	TD	LG	YPG
Freeman, Royce	15	252	1392	27	1365	5.4	18	38	91.0
Mariota, Marcus	15	135	952	182	770	5.7	15	61	51.3
Tyner, Thomas	11	113	586	13	573	5.1	5	23	52.1
Marshall, Byron	15	52	395	3	392	7.5	1	53	26.1
Bassett, Kenny	15	31	160	1	159	5.1	2	19	10.6
Nelson, Charles	15	11	107	6	101	9.2	0	33	6.7
Benoit, Kani	7	23	101	3	98	4.3	1	35	14.0
Roseberry, Lane	3	6	23	0	23	3.8	0	7	7.7
Allen, Devon	14	1	21	0	21	21.0	0	21	1.5
Forde, Ayele	14	3	17	0	17	5.7	0	6	1.2
Lockie, Jeff	10	4	16	6	10	2.5	0	13	1.0
Lowe, Keanon	12	1	9	0	9	9.0	0	9	0.8
Jones, J.J.	2	3	2	4	-2	-0.7	0	2	-1.0
TEAM	7	9	0	18	-18	-2.0	0	0	-2.6
Total.....	15	644	3781	263	3518	5.5	42	61	234.5
Opponents.....	15	587	2905	424	2481	4.2	22	45	165.4

RECEIVING

Player	G	No	Yds	Avg	TD	LG	YPG
Marshall, Byron	15	74	1003	13.6	6	77	66.9
Stanford, D.	14	43	639	14.9	6	62	45.6
Allen, Devon	14	41	684	16.7	7	80	48.9
Carrington, D.	14	37	704	19.0	4	64	50.3
Lowe, Keanon	12	28	414	14.8	5	57	34.5
Brown, Pharaoh	10	25	420	16.8	6	66	42.0
Nelson, Charles	15	23	327	14.2	5	73	21.8
Freeman, Royce	15	16	158	9.9	1	30	10.5
Baylis, Evan	13	15	143	9.5	1	30	11.0
Tyner, Thomas	11	11	67	6.1	1	21	6.1
Lloyd, Johnathan	10	4	19	4.8	1	10	1.9
Bassett, Kenny	15	2	36	18.0	0	27	2.4
Mundt, Johnny	13	2	29	14.5	0	24	2.2
Schuller, Zac	11	2	9	4.5	0	10	0.8
Mariota, Marcus	15	1	26	26.0	1	26	1.7
Benoit, Kani	7	1	8	8.0	0	8	1.1
Grasu, Hroniss	12	1	1	1.0	0	1	0.1
Total.....	15	326	4687	14.4	44	80	312.5
Opponents.....	15	351	3964	11.3	21	78	264.3

PUNT RETURNS

Player	No	Yds	Avg	TD	Long
Nelson, Charles	11	171	15.5	2	58
Loyd, Johnathan	10	122	12.2	0	51
Ekpre-Olomu, I.	5	36	7.2	0	26
Dargan, Erick	1	4	4.0	0	4
Total.....	27	333	12.3	2	58
Opponents.....	11	69	6.3	0	18

INTERCEPTIONS

Player	No	Yds	Avg	TD	Long
Dargan, Erick	7	110	15.7	0	36
Ekpre-Olomu, I.	2	31	15.5	0	31
Coleman, Tyson	1	0	0.0	0	0
Mattingly, D.	1	0	0.0	0	0
Hill, Troy	1	22	22.0	0	22
Daniels, Reggie	1	0	0.0	0	0
Total.....	13	163	12.5	0	36
Opponents.....	4	8	2.0	0	8

KICK RETURNS

Player	No	Yds	Avg	TD	Long
Nelson, Charles	22	418	19.0	0	31
Allen, Devon	8	209	26.1	0	45
Tyner, Thomas	7	151	21.6	0	30
Marshall, Byron	3	48	16.0	0	20
Buckner, D.	1	10	10.0	0	10
Ava, Isaac	1	13	13.0	0	13
Hill, Troy	1	7	7.0	0	7
Lowe, Keanon	1	10	10.0	0	10
Dargan, Erick	1	20	20.0	0	20
Total.....	45	886	19.7	0	45
Opponents.....	93	1989	21.4	0	59

FUMBLE RETURNS

Player	No	Yds	Avg	TD	Long
Washington, T.	2	79	39.5	1	58
Mathis, Dior	1	0	0.0	0	0
Hardrick, R.	1	0	0.0	0	0
Dargan, Erick	1	0	0.0	0	0
Hollins, Justin	1	0	0.0	0	0
Daniels, Reggie	1	7	7.0	0	7
Walker, Joe	0	100	0.0	1	100
Total.....	7	186	26.6	2	100
Opponents.....	2	33	16.5	0	28

SCORING

Player	TD	FGs	Kick	PATS	Rush	Rcv	Pass	DXP	Saf	Pts
Freeman, Royce	19	0-0	0-0	0-0	0	0	0-0	0	0	114
Mariota, Marcus	16	0-0	0-0	0-0	0	0	0-0	0	0	96
Schneider, A.	0	11-12	40-42	0-0	0	0	0-0	0	0	73
Wogan, Matt	0	7-9	39-41	0-0	0	0	0-0	0	0	60
Marshall, Byron	7	0-0	0-0	0-0	0	0	0-0	0	0	42
Nelson, Charles	7	0-0	0-0	0-0	0	0	0-0	0	0	42
Allen, Devon	7	0-0	0-0	0-0	0	0	0-0	0	0	42
Stanford, D.	6	0-0	0-0	0-0	0	0	0-0	0	0	36
Tyner, Thomas	6	0-0	0-0	0-0	0	0	0-0	0	0	36
Brown, Pharaoh	6	0-0	0-0	0-0	0	0	0-0	0	0	36
Lowe, Keanon	5	0-0	0-0	0-0	0	0	0-0	0	0	30
Carrington, D.	4	0-0	0-0	0-0	0	0	0-0	0	0	24
Bassett, Kenny	2	0-0	0-0	0-0	0	0	0-0	0	0	12
Walker, Joe	1	0-0	0-0	0-0	0	0	0-0	0	0	6
Benoit, Kani	1	0-0	0-0	0-0	0	0	0-0	0	0	6
Baylis, Evan	1	0-0	0-0	0-0	0	0	0-0	0	0	6
Loyd, Johnathan	1	0-0	0-0	0-0	0	0	0-0	0	0	6
Washington, T.	1	0-0	0-0	0-0	0	0	0-0	0	0	6
Alie, Taylor	0	0-0	0-0	2-3	0	2	4	0	0	4
Buckner, D.	0	0-0	0-0	0-0	1	0	0	0	0	2
French, C.	0	0-0	0-0	0-0	1	0	0	0	0	2
Total.....	90	18-21	79-83	2-3	2	2	2-4	0	0	681
Opponents.....	43	18-24	38-38	1-2	0	0	2	0	1	354

TOTAL OFFENSE

Player	G	Plays	Rush	Pass	Total	YPG
Mariota, Marcus	15	580	770	4454	5224	348.3
Freeman, Royce	15	253	1365	26	1391	92.7
Tyner, Thomas	11	113	573	0	573	52.1
Marshall, Byron	15	52	392	0	392	26.1
Lockie, Jeff	10	32	10	207	217	21.7
Bassett, Kenny	15	31	159	0	159	10.6
Nelson, Charles	15	11	101	0	101	6.7
Benoit, Kani	7	23	98	0	98	14.0
Roseberry, Lane	3	6	23	0	23	7.7
Allen, Devon	14	1	21	0	21	1.5
Forde, Ayele	14	3	17	0	17	1.2
Lowe, Keanon	12	1	9	0	9	0.8
Jones, J.J.	2	3	-2	0	-2	-1.0
TEAM	7	9	-18	0	-18	-2.6
Total.....	15	1118	3518	4687	8205	547.0
Opponents.....	15	1168	2481	3964	6445	429.7

ALL PURPOSE YARDS

Player	G	Rush	Rec	PR	KOR	IR	Tot	YPG
Freeman, Royce	15	1365	158	0	0	0	1523	101.5
Marshall, Byron	15	392	1003	0	48	0	1443	96.2
Nelson, Charles	15	101	327	171	418	0	1017	67.8
Allen, Devon	14	21	684	0	209	0	914	65.3
Mariota, Marcus	15	770	26	0	0	0	796	53.1
Tyner, Thomas	11	573	67	0	151	0	791	71.9
Carrington, D.	14	0	704	0	0	0	704	50.3
Stanford, D.	14	0	639	0	0	0	639	45.6
Lowe, Keanon	12	9	414	0	10	0	433	36.1
Brown, Pharaoh	10	0	420	0	0	0	420	42.0
Bassett, Kenny	15	159	36	0	0	0	195	13.0
Baylis, Evan	13	0	143	0	0	0	143	11.0
Loyd, Johnathan	10	0	19	122	0	0	141	14.1
Dargan, Erick	15	0	0	4	20	110	134	8.9
Benoit, Kani	7	98	8	0	0	0	106	15.1
Ekpre-Olomu, I.	13	0	0	36	0	31	67	5.2
Hill, Troy	14	0	0	0	7	22	29	2.1
Mundt, Johnny	13	0	29	0	0	0	29	2.2
Roseberry, Lane	3	23	0	0	0	0	23	7.7
Forde, Ayele	14	17	0	0	0	0	17	1.2
Ava, Isaac	8	0	0	0	13	0	13	1.6
Lockie, Jeff	10	10	0	0	0	0	10	1.0
Buckner, D.	15	0	0	0	10	0	10	0.7
Schuller, Zac	11	0	9	0	0	0	9	0.8
Grasu, Hroniss	12	0	1	0	0	0	1	0.1
Jones, J.J.	2	-2	0	0	0	0	-2	-1.0
TEAM	7	-18	0	0	0	0	-18	-2.6
Total.....	15	3518	4687	333	886	163	9587	639.1
Opponents.....	15	2481	3964	69	1989	8	8511	567.4

PUNTING

Player	No.	Yds	Avg	Long	TB	FC	I20	50+	Blkd
Wheeler, Ian	47	1840	39.1	53	3	13	11	5	0
Total.....	47	1840	39.1	53	3	13	11	5	0
Opponents.....	68	2906	42.7	62	4	12	17	9	0

KICKOFFS

Player	No.	Yds	Avg	TB	OB	Ret	Net	YrdL
Wogan, Matt	87	5392	62.0	22	0			
Schneider, A.	36	2175	60.4	7	0			
Total.....	123	7567	61.5	29	0	1989	39.5	25
Opponents.....	68	4070	59.9	21	1	886	39.1	25

DEFENSIVE LEADERS

##	Name	GP	Tackles				Sacks		Pass Def		Fumbles		Blkd	
			Solo	Ast	Total	TFL/Yds	No-Yards	Int-Yds	BrUp	QBH	Rcv-Yds	FF	Kick	Saf
4	Dargan, Erick	15	61	34	95	3.5-5	.	7-110	6	.	1-0	2	.	.
22	Malone, Derrick	15	39	46	85	2.5-8	0.5-5	.	2	1	2-0	1	.	.
8	Daniels, Reggie	15	62	21	83	1.5-3	.	1-0	9	.	2-7	1	.	.
44	Buckner, D.	15	36	45	81	13.0-48	4.0-30	.	4	3	.	1	.	.
35	Walker, Joe	15	49	32	81	8.0-18	1.0-7	.	.	2	0-100	.	.	.
48	Hardrick, R.	15	41	34	75	6.0-24	1.0-10	.	1	4	1-0	1	.	.
13	Hill, Troy	14	59	12	71	4.0-8	.	1-22	18	.	.	2	.	.
14	Ekpere-Olomua, I.	13	43	20	63	1.0-3	.	2-31	9	.	.	1	.	.
91	Washington, T.	15	37	23	60	11.5-76	6.0-63	.	2	.	3-79	3	.	.
9	Armstead, Arik	13	25	21	46	5.5-14	2.5-10	.	.	6	2-0	1	.	.
33	Coleman, Tyson	15	22	22	44	7.0-44	3.0-31	1-0	1	2	1-0	1	.	.
2	Robinson, Tyree	15	26	10	36	1.0-3	.	.	1	.	1-0	.	.	.
12	Seisay, Chris	13	24	9	33	1.0-1	.	.	4	.	.	1	.	.
86	Prevot, T.	15	18	12	30	6.0-41	5.0-40	.	2	.	.	3	.	.
96	French, C.	15	14	12	26	7.5-52	6.5-49	.	.	1	1-0	1	.	.
99	Kamp, Sam	15	11	9	20	1.0-2	.	.	3
46	Mattingly, D.	11	10	9	19	3.0-15	1.0-10	1-0	1	1	.	1	.	.
56	Balducci, Alex	15	8	10	18	3.0-6	1.0-4	.	.	.	2-0	.	.	.
55	Talia, Tui	15	9	9	18	1.0-1	0.5-1	.	1	.	2-0	.	.	.
6	Nelson, Charles	15	10	7	17
17	Williams, Ju.	13	9	7	16	1.0-11	1.0-11
3	Mathis, Dior	15	9	5	14	1.0-9	1.0-9	.	4	.	2-0	.	.	.
45	Daniel, T.J.	15	5	9	14	1.5-2	1.0-1	.	1	1
27	Ragin, Johnny	14	9	4	13	.	.	.	1
30	Forde, Ayele	14	8	4	12	1	.	.
18	Swain, Jimmie	9	6	5	11
31	Bassett, Kenny	15	5	5	10
11	Hollins, Justin	14	5	5	10	1.0-5	.	.	.	1	1-0	.	.	.
92	Mondeaux, Henry	15	2	7	9	0.5-1
50	Maloata, Austin	11	3	6	9
51	Ava, Isaac	8	3	1	4	1.0-7	1.0-7
5	Dixon, Issac	2	3	.	3	1	.	.
1	Springs, Arrion	9	2	1	3
5	Allen, Devon	14	1	1	2
7	Lowe, Keanon	12	1	1	2
82	Schuller, Zac	11	1	1	2
57	Garritty, Mike	7	1	.	1	.	.	.	1
37	Manns, Michael	3	.	1	1
TMTM		1	1	.	1	1.0-4	1.0-4
19	Daich, Austin	10	1	.	1
58	Carew, Tanner	14	.	1	1
38	Wheeler, Ian	15	.	1	1
55	Grasu, Hroniss	12	1	.	1
42	Carriger, Cody	3	1	.	1	1
65	Bair, Stetzon	10	.	1	1
59	Thompson, Grant	4	1	.	1
85	Stanford, D.	14	.	1	1
8	Mariota, Marcus	15	1	.	1
49	Wogan, Matt	13	1	.	1
21	Freeman, Royce	15	1	.	1
Total.....		15	685	464	1149	94-411	37-292	13-163	71	23	21-186	22	.	.
Opponents.....		15	642	490	1132	72.0-246	31-165	4-8	35	7	7-33	7	2	1

FIELD GOALS Numbers in () indicate field goal was made

Player	FG-A	Pct	1-19	20-29	30-39	40-49	50+	Lg	Blk
Wogan, Matt	7-9	77.8	0-0	5-5	2-4	0-0	0-0	34	0
Schneider, A.	11-12	91.7	0-0	5-6	4-4	2-2	0-0	42	0

FG SEQUENCE	Oregon	Opponents
South Dakota	-	(47),(25)
Michigan State	(28)	(34),(42)
Wyoming	-	-
Washington State	32,(34)	29,(30)
Arizona	(21)	(28)
UCLA	-	(20),41
Washington	33,(26)	(33),(40)
California	(23)	47
Stanford	(40)	(47),(43),(25)
Utah	(39),(31),(42)	(32),(28),48
Colorado	(25)	46,(23)
Oregon State	(30),(22)	(39)
Arizona	(34),(22),27,(31)	-
Florida State	(28)	(28),(26),54
Ohio State	(26),(23)	-

Numbers in (parentheses) indicate field goal was made.

TACKLES GAME-BY-GAME

Player	UA-A	TOT	USD	MSU	WYO	WSU	ARIZ	UCLA	UW	CAL	STAN	UTAH	COLO	OSU	ARIZ	FSU	OHST
Dargan, Erick	61-34	95	4-3	2-1	2-2	5-5	2-1	10-1	3-1	6-5	9-3	3-2	4-3	0-4	1-0	6-2	4-1
Malone, Derrick	39-46	85	3-2	3-2	0-5	4-1	3-8	2-3	2-6	2-4	2-2	4-4	2-2	3-4	1-2	4-1	4-0
Daniels, Reggie	62-21	83	4-3	5-1	5-3	5-2	6-1	5-1	2-1	4-0	5-1	1-0	3-0	2-3	2-0	6-3	7-2
Walker, Joe	49-32	81	1-0	4-5	4-2	2-4	2-7	5-1	7-0	2-4	6-3	5-0	2-1	1-1	3-2	2-1	3-1
Buckner, D. DL	36-45	81	2-4	3-4	1-3	2-1	3-8	5-1	4-2	1-5	1-1	3-1	3-2	0-1	1-7	2-2	5-3
Hardrick, R.	41-34	75	2-1	1-3	1-5	3-4	5-5	4-2	5-3	0-2	3-3	4-2	0-1	2-1	3-0	2-1	6-1
Hill, Troy DB	59-12	71	-	7-2	DNP	3-0	6-0	8-1	1-1	6-3	4-1	6-1	1-0	4-0	2-0	7-2	4-1
Ekpre-Olomu, I.	43-20	63	1-0	3-2	2-3	4-5	6-0	3-1	3-1	4-2	6-3	2-0	1-2	4-0	4-1	DNP	DNP
Washington, T.	37-23	60	-	2-0	0-2	3-3	6-2	2-1	1-1	3-2	3-2	4-0	2-2	2-1	3-2	2-2	4-3
Armstead, Arik	25-21	46	4-0	2-3	2-3	2-1	-	DNP	-	DNP	1-1	3-2	2-1	2-1	1-2	1-3	5-4
Coleman, Tyson	22-22	44	1-1	1-3	3-0	2-0	1-1	-	1-0	1-4	2-1	2-4	1-2	4-2	-	2-1	1-3
Robinson, Tyree	26-10	36	2-1	5-0	3-2	2-1	0-1	2-2	2-0	2-0	1-1	1-0	2-0	1-0	-	2-2	1-0
Seisay, Chris	24-9	33	3-1	-	1-1	DNP	DNP	4-0	-	1-1	1-0	2-1	1-0	1-0	1-1	4-2	5-2
Prevot, T.	18-12	30	1-0	-	2-1	-	0-2	4-1	0-1	1-1	0-1	1-1	3-1	3-2	1-1	2-0	-
French, C.	14-12	26	-	1-0	1-1	0-1	0-1	3-0	2-1	1-2	1-0	0-2	0-2	1-1	1-0	2-0	1-1
Kamp, Sam	11-9	20	1-1	-	1-3	-	1-0	2-1	1-0	2-0	1-2	1-0	-	-	1-1	-	0-1
Mattingly, D.	10-9	19	-	DNP	DNP	DNP	DNP	1-1	-	1-3	1-0	1-0	-	2-1	1-2	1-2	2-0
Balducci, Alex	8-10	18	2-2	0-1	0-1	1-1	1-1	-	-	-	-	-	-	1-0	-	0-2	3-2
Talia, Tui DL	9-9	18	-	0-2	0-2	-	-	1-1	1-1	0-1	-	0-1	1-1	3-0	2-0	1-0	-
Nelson, Charles	10-7	17	1-1	1-0	2-0	2-1	0-1	-	1-0	1-0	0-1	0-1	0-1	1-1	-	-	1-0
Williams, Ju.	9-7	16	1-1	-	1-1	DNP	DNP	-	0-1	-	0-1	3-1	1-0	1-1	0-1	2-0	-
Daniel, T.J.	5-9	14	0-1	-	0-1	-	1-4	0-2	2-0	-	-	-	-	0-1	1-0	1-0	-
Mathis, Dior	9-5	14	2-0	1-2	2-0	2-1	-	-	-	-	0-1	-	1-0	0-1	-	1-0	-
Ragin, Johnny	9-4	13	2-1	-	-	-	-	-	3-0	1-1	-	-	1-1	2-1	-	-	DNP
Forde, Ayele	8-4	12	1-1	-	1-0	0-1	-	-	-	1-1	-	-	-	1-0	1-1	3-0	DNP
Swain, Jimmie	6-5	11	1-1	DNP	0-3	DNP	DNP	DNP	-	DNP	-	DNP	1-0	1-0	1-1	1-0	1-0
Bassett, Kenny	5-5	10	1-0	-	1-0	-	0-1	1-0	-	0-1	0-1	0-2	1-0	1-0	-	-	-
Hollins, Justin	5-5	10	-	-	1-1	-	-	-	1-1	0-2	-	-	1-0	-	1-1	1-0	DNP
Mondeaux, Henry	2-7	9	-	-	-	-	-	0-2	0-2	1-1	0-1	-	0-1	1-0	-	-	-
Maloata, Austin	3-6	9	2-2	-	0-1	DNP	-	-	0-1	1-1	-	DNP	0-1	-	-	DNP	DNP
Ava, Isaac	3-1	4	0-1	DNP	-	DNP	DNP	DNP	DNP	-	-	-	DNP	DNP	2-0	1-0	-
Dixon, Issac	3-0	3	DNP	DNP	DNP	DNP	DNP	DNP	DNP	DNP	DNP	DNP	-	3-0	DNP	DNP	DNP
Springs, Arrion	2-1	3	2-0	-	-	DNP	DNP	DNP	DNP	-	-	0-1	DNP	-	-	-	DNP
Schuller, Zac	1-1	2	-	DNP	-	DNP	-	DNP	DNP	-	-	-	-	1-1	-	-	-
Lowe, Keanon	1-1	2	-	-	-	-	-	-	DNP	DNP	-	-	-	DNP	-	1-0	0-1
Allen, Devon	1-1	2	-	0-1	-	-	-	-	-	-	1-0	-	-	-	-	-	DNP
Mariota, Marcus	1-0	1	-	-	-	-	-	-	-	1-0	-	-	-	-	-	-	-
Thompson, Grant	1-0	1	-	DNP	DNP	DNP	DNP	DNP	DNP	DNP	DNP	DNP	-	DNP	1-0	-	DNP
Garrity, Mike	1-0	1	-	DNP	-	DNP	DNP	DNP	1-0	DNP	DNP	DNP	-	-	-	-	DNP
Manns, Michael	0-1	1	DNP	DNP	DNP	DNP	DNP	DNP	DNP	DNP	DNP	DNP	DNP	-	0-1	-	DNP
Grasu, Hroniss	1-0	1	-	-	-	-	-	-	-	-	-	1-0	DNP	DNP	DNP	-	-
Freeman, Royce	1-0	1	-	-	-	-	-	-	-	-	-	-	-	1-0	-	-	-
Carriger, Cody	1-0	1	-	DNP	1-0	DNP	DNP	-	DNP	DNP	DNP	DNP	DNP	DNP	DNP	DNP	DNP
Stanford, D.	0-1	1	-	-	-	-	-	-	-	-	-	-	-	-	DNP	-	0-1
Bair, Stetzon	0-1	1	0-1	-	-	DNP	DNP	-	-	DNP	-	DNP	-	-	-	-	DNP
Carew, Tanner	0-1	1	0-1	-	-	-	-	-	-	-	-	-	DNP	-	-	-	-
Wheeler, Ian	0-1	1	-	-	-	-	-	-	-	-	-	-	-	-	-	-	0-1
Daich, Austin	1-0	1	DNP	DNP	DNP	DNP	-	-	-	-	-	-	-	-	1-0	-	DNP
Wogan, Matt	1-0	1	DNP	-	-	-	-	-	-	DNP	-	1-0	-	-	-	-	-
TM	1-0	1	-	1-0	-	-	-	-	-	-	-	-	-	-	-	-	-

RECEIVING GAME-BY-GAME

Player	No-Yds/TD	USD	MSU	WYO	WSU	ARIZ	UCLA	UW	CAL	STAN	UTAH	COLO	OSU	ARIZ	FSU	OHST
Marshall, B.	74-1003/6	8-138/2	3-36/0	1-16/0	6-45/0	6-64/0	5-41/0	5-48/1	4-133/1	2-18/0	6-56/0	4-65/0	6-131/1	5-23/0	5-20/0	8-169/1
Carrington, D.	37-704/4	4-68/0	2-66/0	3-38/0	-	-	-	5-79/0	1-5/0	4-58/1	-	3-41/0	1-58/0	7-126/1	7-165/2	DNP
Allen, D.	41-684/7	1-5/0	3-110/2	3-42/1	7-142/2	5-78/1	2-35/0	2-28/0	4-47/0	2-30/0	2-69/0	3-27/0	2-25/0	5-46/1	-	DNP
Stanford, D.	43-639/6	1-62/1	2-19/0	2-26/0	-	4-74/0	3-28/0	5-55/1	6-103/2	3-27/0	2-37/2	4-50/0	5-76/0	DNP	2-21/0	4-61/0
Brown, P.	25-420/6	2-32/1	-	4-46/0	3-38/1	1-15/0	5-84/1	3-99/0	2-30/2	2-36/0	3-40/1	DNP	DNP	DNP	DNP	DNP
Lowe, K.	28-414/5	1-18/0	3-58/1	4-41/0	5-104/2	4-45/1	-	DNP	DNP	2-31/0	2-20/0	4-42/0	DNP	-	-	3-55/1
Nelson, C.	23-327/5	1-8/0	-	2-19/0	-	-	-	-	-	1-6/1	1-11/0	3-62/2	2-56/2	7-104/0	4-40/0	2-21/0
Freeman, R.	16-158/1	1-11/0	2-22/0	-	-	-	-	2-4/0	1-8/0	3-52/0	1-6/0	1-3/0	2-19/1	1-14/0	2-19/0	-
Baylis, E.	15-143/1	-	-	DNP	DNP	-	-	1-10/0	-	-	-	2-33/1	1-2/0	-	6-73/0	5-25/0
Tyner, T.	11-67/1	3-8/0	2-7/0	2-16/0	-	-	1-21/1	1-13/0	DNP	-	-	DNP	DNP	DNP	-	2-2/0
Bassett, K.	2-36/0	-	-	2-36/0	-	-	-	-	-	-	-	-	-	-	-	-
Mundt, J.	2-29/0	2-29/0	-	-	-	DNP	DNP	-	-	-	-	-	-	-	-	-
Mariota, M.	1-26/1	-	-	-	-	1-26/1	-	-	-	-	-	-	-	-	-	-
Loyd, J.	4-19/1	1-1/0	DNP	1-5/1	DNP	DNP	DNP	-	DNP	-	-	-	-	2-13/0	-	-
Schuller, Z.	2-9/0	-	DNP	-	DNP	-	DNP	DNP	-	-	-	2-9/0	-	-	-	-
Benoit, K.	1-8/0	DNP	-	1-8/0	DNP	DNP	DNP	DNP	-	-	DNP	-	DNP	-	-	DNP
Grasu, H.	1-1/0	-	-	-	-	-	1-1/0	-	-	-	-	DNP	DNP	DNP	-	-

RUSHING GAME-BY-GAME

Player	No-Yds/TD	USD	MSU	WYO	WSU	ARIZ	UCLA	UW	CAL	STAN	UTAH	COLO	OSU	ARIZ	FSU	OHST
Freeman, R.	252-1365/18	10-75/2	13-89/2	5-22/1	20-75/0	19-85/0	18-121/2	229-169/4	222-112/2	19-98/0	15-99/1	17-105/2	222-135/0	21-114/0	12-44/2	10-22/0
Mariota, M.	135-770/15	6-43/1	9-42/0	5-71/2	13-58/0	9-1/0	7-75/2	7--1/0	6-36/0	9-85/2	18-114/1	8-73/1	10-39/2	10-33/3	8-62/1	10-39/0
Tyner, T.	113-573/5	11-64/0	13-33/1	11-58/0	5-20/0	10-46/0	13-58/0	3-0/0	DNP	10-63/2	12-45/0	DNP	DNP	DNP	13-124/2	12-62/0
Marshall, B.	52-392/1	8-90/0	5-9/0	6-80/1	2-22/0	3-12/0	1-6/0	5-30/0	7-57/0	1-1/0	1-0/0	3-11/0	2-34/0	6-31/0	1-0/0	1-9/0
Bassett, K.	31-159/2	3-21/1	-	2-2/0	-	-	-	6-20/0	2-7/0	1-1/0	2-10/0	5-27/0	1-6/0	5-40/1	4-25/0	-
Nelson, C.	11-101/0	-	-	-	-	-	-	-	3-35/0	1-11/0	1-3/0	-	2--6/0	4-44/0	-	-
Benoit, K.	23-98/1	DNP	-	4-6/1	DNP	DNP	DNP	DNP	5-11/0	3-11/0	DNP	3-6/0	DNP	4-24/0	4-40/0	DNP
Roseberry, L.	6-23/0	DNP	DNP	2-9/0	DNP	DNP	DNP	DNP	DNP	DNP	DNP	2-13/0	DNP	2-1/0	DNP	DNP
Allen, D.	1-21/0	-	-	-	-	-	-	-	-	-	-	1-21/0	-	-	-	DNP
Forde, A.	3-17/0	-	-	-	-	-	-	-	1-6/0	-	-	1-6/0	-	1-5/0	-	DNP
Lockie, J.	4-10/0	-	DNP	1-13/0	DNP	DNP	DNP	DNP	-	-	-	1-3/0	-	-	2--6/0	-
Lowe, K.	1-9/0	-	-	-	-	-	-	DNP	DNP	-	-	-	DNP	1-9/0	-	-
Jones, J.J.	3--2/0	DNP	DNP	1-2/0	DNP	DNP	DNP	DNP	DNP	DNP	DNP	DNP	2--4/0	DNP	DNP	DNP
TEAM	9--18/0	DNP	DNP	DNP	2--3/0	DNP	2--2/0	DNP	DNP	2--3/0	1--2/0	DNP	1--6/0	-	1--2/0	DNP

PASSING GAME-BY-GAME

#8 Marcus Mariota	Att	Comp	Int	Pct	Yards	TD	Long	Sack	Yds	Effic
South Dakota	20	14	0	70.0	267	3	62	0	0	231.6
Michigan State	28	17	0	60.7	318	3	70	3	23	191.5
Wyoming	23	19	0	82.6	221	2	20	0	0	192.0
Washington State	25	21	0	84.0	329	5	80	7	48	260.5
Arizona	32	20	0	62.5	276	2	34	5	10	155.6
UCLA	27	17	0	63.0	210	2	31	0	0	152.7
Washington	33	24	0	72.7	336	2	66	3	16	178.3
California	30	18	1	60.0	326	5	54	0	0	199.6
Stanford	30	19	1	63.3	258	2	30	1	7	150.9
Utah	29	17	0	58.6	239	3	41	4	28	162.0
Colorado	32	24	0	75.0	323	3	31	2	8	190.7
Oregon State	25	19	0	76.0	367	4	77	4	19	252.1
Arizona	38	25	0	65.8	313	2	73	0	0	152.3
Florida State	36	26	1	72.2	338	2	56	0	0	163.9
Ohio State	37	24	1	64.9	333	2	70	2	6	152.9
TOTALS	445	304	4	68.3	4454	42	80	31	165	181.7

#17 Jeff Lockie	Att	Comp	Int	Pct	Yards	TD	Long	Sack	Yds	Effic
South Dakota	12	11	0	91.7	113	1	28	0	0	198.3
Wyoming	8	6	0	75.0	72	0	27	0	0	150.6
Stanford	1	0	0	0.0	0	0	0	0	0	0.0
Colorado	4	2	0	50.0	9	0	10	0	0	68.9
Arizona	2	2	0	100.0	13	0	10	0	0	154.6
Ohio State	1	0	0	0.0	0	0	0	0	0	0.0
TOTALS	28	21	0	75.0	207	1	28	0	0	148.9

#21 Royce Freeman	Att	Comp	Int	Pct	Yards	TD	Long	Sack	Yds	Effic
Arizona	1	1	0	100.0	26	1	26	0	0	648.4
TOTALS	1	1	0	100.0	26	1	26	0	0	648.4

2014 GAME-BY-GAME STARTERS

OFFENSE

Game	WR	LT	LG	C	RG	RT	TE/WR	WR	WR
S. Dakota	D. Allen	Fisher	Stevens	Grasu	Pisarcik	Yruretagoyena	P. Brown	Lowe	Stanford
Mich. St.	D. Allen	Fisher	Stevens	Grasu	Hunt	Yruretagoyena	Marshall	Lowe	Stanford
Wyoming	D. Allen	Fisher	Stevens	Grasu	Hunt	Crosby	P. Brown	Lowe	Stanford
Wash. St.	D. Allen	Crosby	Stevens	Grasu	Hunt	Pierson	Marshall	Lowe	Stanford
Arizona	D. Allen	Crosby	Stevens	Grasu	Hunt	Pierson	P. Brown	Lowe	Marshall
UCLA	D. Allen	Fisher	Stevens	Grasu	Hunt	Pierson	P. Brown	Lowe	Stanford
Washington	D. Allen	Fisher	Stevens	Grasu	Hunt	Pierson	P. Brown	Marshall	Stanford
Cal	D. Allen	Fisher	Stevens	Grasu	Hunt	Pierson	P. Brown	Marshall	Stanford
Stanford	Marshall	Fisher	Stevens	Grasu	Hunt	Pierson	P. Brown	Lowe	Stanford
Utah	Marshall	Fisher	Stevens	Grasu	Hunt	Crosby	P. Brown	Lowe	Stanford
Colorado	D. Allen	Fisher	Brenner	Stevens	Hunt	Crosby	Marshall	Lowe	Stanford
Oregon St.	D. Allen	Fisher	Pisarcik	Stevens	Hunt	Crosby	Baylis	Marshall	Stanford
Arizona	D. Allen	Fisher	Pierson	Stevens	Hunt	Crosby	Nelson	Marshall	Carrington
Florida St.	Lowe	Fisher	Stevens	Grasu	Hunt	Crosby	Baylis	Marshall	Stanford
Ohio St.	Lowe	Fisher	Stevens	Grasu	Hunt	Crosby	Baylis	Marshall	Stanford

Game	QB	RB
S. Dakota	Mariota	Tyner
Mich. St.	Mariota	Tyner
Wyoming	Mariota	Tyner
Wash. St.	Mariota	Freeman
Arizona	Mariota	Freeman
UCLA	Mariota	Freeman
Washington	Mariota	Freeman
Cal	Mariota	Freeman
Stanford	Mariota	Freeman
Utah	Mariota	Freeman
Colorado	Mariota	Freeman
Oregon St.	Mariota	Freeman
Arizona	Mariota	Freeman
Florida St.	Mariota	Freeman
Ohio St.	Mariota	Tyner

DEFENSE

Game	DE	NG	DE	OLB	ILB	ILB	OLB
S. Dakota	Armstead	Balducci	Buckner	Washington	Hardrick	Malone	Coleman
Mich. St.	Armstead	Balducci	Buckner	Washington	Hardrick	Walker	Coleman
Wyoming	Armstead	Balducci	Buckner	Washington	Hardrick	Malone	Coleman
Wash. St.	Armstead	Balducci	Buckner	Washington	Hardrick	Malone	Coleman
Arizona	Armstead	Balducci	Buckner	Washington	Hardrick	Malone	Coleman
UCLA	Kamp	Balducci	Buckner	Washington	Hardrick	Walker	Coleman
Washington	Armstead	Balducci	Buckner	Washington	Hardrick	Walker	Coleman
Cal	Kamp	Balducci	Buckner	Washington	Hardrick	Walker	Coleman
Stanford	Armstead	Balducci	Buckner	Washington	Hardrick	Walker	Coleman
Utah	Armstead	Balducci	Buckner	Washington	Hardrick	Walker	Coleman
Colorado	Armstead	Balducci	Buckner	Washington	Hardrick	Walker	Coleman
Oregon St.	Armstead	Balducci	Buckner	Washington	Hardrick	Walker	Coleman
Arizona	Armstead	Balducci	Buckner	Washington	Hardrick	Walker	Coleman
Florida St.	Armstead	Balducci	Buckner	Washington	Hardrick	Walker	Coleman
Ohio St.	Armstead	Balducci	Buckner	Washington	Hardrick	Malone	Coleman

Game	CB	S	S	CB
S. Dakota	Ekpre-Olomu	Dargan	Daniels	Hill
Mich. St.	Ekpre-Olomu	Dargan	Daniels	Hill
Wyoming	Ekpre-Olomu	Dargan	Daniels	Seisay
Wash. St.	Ekpre-Olomu	Dargan	Daniels	Hill
Arizona	Ekpre-Olomu	Dargan	Daniels	Hill
UCLA	Ekpre-Olomu	Dargan	Daniels	Hill
Washington	Ekpre-Olomu	Dargan	Daniels	Hill
Cal	Ekpre-Olomu	Dargan	Daniels	Hill
Stanford	Ekpre-Olomu	Dargan	Daniels	Hill
Utah	Ekpre-Olomu	Robinson	Daniels	Hill
Colorado	Ekpre-Olomu	Dargan	Daniels	Hill
Oregon St.	Ekpre-Olomu	Dargan	Daniels	Hill
Arizona	Ekpre-Olomu	Dargan	Daniels	Hill
Florida St.	Seisay	Dargan	Daniels	Hill
Ohio St.	Seisay	Dargan	Daniels	Hill

2014 OREGON SCORING DRIVES

Opp.	Qtr.	Time	Scoring Play	Conversion	Plays-Yards	TOP	Score
USD	1st	13:26	Stanford, D. 62 yd pass from Mariota, Marcus	Alie, Taylor rush	4-74	1:34	8-0
USD	1st	07:58	Marshall, Byron 41 yd pass from Mariota, Marcus	Alie, Taylor pass failed	3-63	1:04	14-3
USD	1st	03:11	Freeman, Royce 1 yd run	Schneider, A. kick	9-97	2:12	21-3
USD	2nd	07:41	Freeman, Royce 26 yd run	Schneider, A. kick	5-58	1:45	28-6
USD	2nd	03:57	Marshall, Byron 11 yd pass from Mariota, Marcus	Schneider, A. kick	5-40	1:22	35-6
USD	2nd	00:14	Mariota, Marcus 1 yd run	Schneider, A. kick blockd	10-76	1:22	41-13
USD	3rd	07:58	Nelson, Charles 50 yd punt return	Schneider, A. kick			48-13
USD	4th	14:31	Brown, Pharaoh 4 yd pass from Lockie, Jeff	Schneider, A. kick	13-71	4:19	55-13
USD	4th	09:21	Bassett, Kenny 9 yd run	Schneider, A. kick	10-80	3:20	62-13
MSU	1st	03:39	Tyner, Thomas 1 yd run	Buckner, D. pass	7-39	2:02	8-0
MSU	2nd	13:37	Wogan, Matt 28 yd field goal		6-77	1:50	11-0
MSU	2nd	10:12	Allen, Devon 70 yd pass from Mariota, Marcus	Wogan, Matt kick	2-75	0:45	18-7
MSU	3rd	04:33	Allen, Devon 24 yd pass from Mariota, Marcus	Wogan, Matt kick	8-59	2:13	25-27
MSU	3rd	01:34	Lowe, Keanon 37 yd pass from Mariota, Marcus	Wogan, Matt kick	7-59	1:50	32-27
MSU	4th	14:19	Freeman, Royce 38 yd run	Wogan, Matt kick	2-54	0:30	39-27
MSU	4th	01:25	Freeman, Royce 14 yd run	Wogan, Matt kick	11-96	6:31	46-27
WYO	2nd	14:55	Mariota, Marcus 15 yd run	Wogan, Matt kick	4-65	1:07	7-7
WYO	2nd	10:45	Marshall, Byron 30 yd run	Wogan, Matt kick failed	7-86	2:15	13-7
WYO	2nd	06:43	Mariota, Marcus 19 yd run	Wogan, Matt kick	3-25	1:41	20-7
WYO	2nd	01:34	Allen, Devon 16 yd pass from Mariota, Marcus	Wogan, Matt kick	7-85	1:35	27-7
WYO	3rd	13:19	Freeman, Royce 12 yd run	Wogan, Matt kick	6-72	1:41	34-7
WYO	3rd	09:59	Loyd, Johnathan 5 yd pass from Mariota, Marcus	Wogan, Matt kick	4-29	1:38	41-7
WYO	4th	08:30	Benoit, Kani 1 yd run	Wogan, Matt kick	15-79	5:33	48-14
WSU	1st	03:38	Allen, Devon 80 yd pass from Mariota, Marcus	Wogan, Matt kick	1-80	0:12	7-7
WSU	2nd	12:57	Lowe, Keanon 57 yd pass from Mariota, Marcus	Wogan, Matt kick	3-73	0:51	14-14
WSU	2nd	08:05	Allen, Devon 13 yd pass from Mariota, Marcus	Wogan, Matt kick	4-69	0:57	21-14
WSU	3rd	04:32	Brown, Pharaoh 8 yd pass from Mariota, Marcus	Wogan, Matt kick	6-65	2:02	28-21
WSU	4th	11:04	Wogan, Matt 34 yd field goal		10-57	3:41	31-24
WSU	4th	05:33	Lowe, Keanon 6 yd pass from Mariota, Marcus	Wogan, Matt kick	9-79	3:18	38-31
ARIZ	2nd	14:37	Mariota, Marcus 26 yd pass from Freeman, Royce	Wogan, Matt kick	8-75	2:45	7-3
ARIZ	3rd	09:58	Allen, Devon 6 yd pass from Mariota, Marcus	Wogan, Matt kick	10-72	2:54	14-10
ARIZ	4th	13:26	Wogan, Matt 21 yd field goal		8-72	3:07	17-24
ARIZ	4th	08:21	Lowe, Keanon 9 yd pass from Mariota, Marcus	Wogan, Matt kick	9-66	2:37	24-24
UCLA	1st	04:47	Mariota, Marcus 13 yd run	Alie, Taylor rush	1-13	0:10	8-0
UCLA	2nd	09:24	Tyner, Thomas 21 yd pass from Mariota, Marcus	Wogan, Matt kick	11-72	2:33	15-3
UCLA	2nd	03:01	Brown, Pharaoh 31 yd pass from Mariota, Marcus	Wogan, Matt kick failed	9-77	3:11	21-3
UCLA	3rd	09:06	Mariota, Marcus 23 yd run	Wogan, Matt kick	10-80	2:38	28-10
UCLA	3rd	07:59	Freeman, Royce 4 yd run	Wogan, Matt kick	2-10	0:23	35-10
UCLA	4th	14:19	Freeman, Royce 2 yd run	Wogan, Matt kick	5-69	1:33	42-10
UW	1st	08:28	Freeman, Royce 37 yd run	Wogan, Matt kick	7-81	1:52	7-3
UW	2nd	14:54	Freeman, Royce 3 yd run	Wogan, Matt kick	17-81	6:27	14-6
UW	2nd	08:17	Freeman, Royce 1 yd run	Wogan, Matt kick	12-99	3:50	21-6
UW	2nd	01:32	Marshall, Byron 23 yd pass from Mariota, Marcus	Wogan, Matt kick	2-23	0:20	28-6
UW	3rd	10:23	Stanford, D. 16 yd pass from Mariota, Marcus	Wogan, Matt kick	9-58	2:40	35-6
UW	4th	10:56	Freeman, Royce 3 yd run	Wogan, Matt kick	9-47	3:00	42-13
UW	4th	01:20	Wogan, Matt 26 yd field goal		6-16	4:02	45-20
CAL	1st	08:49	Stanford, D. 22 yd pass from Mariota, Marcus	Schneider, A. kick	6-67	1:58	7-7
CAL	1st	04:29	Freeman, Royce 4 yd run	Schneider, A. kick	7-46	2:34	14-14
CAL	2nd	13:31	Schneider, A. 23 yd field goal		7-32	1:57	17-14
CAL	2nd	10:23	Brown, Pharaoh 9 yd pass from Mariota, Marcus	Schneider, A. kick	5-48	1:33	24-14
CAL	2nd	08:52	Nelson, Charles 58 yd punt return	Schneider, A. kick			31-14
CAL	2nd	00:41	Stanford, D. 24 yd pass from Mariota, Marcus	Schneider, A. kick	3-60	0:30	38-28
CAL	3rd	13:25	Marshall, Byron 54 yd pass from Mariota, Marcus	Schneider, A. kick	4-75	1:35	45-28
CAL	3rd	07:24	Freeman, Royce 2 yd run	Schneider, A. kick	10-70	2:30	52-28
CAL	4th	08:58	Brown, Pharaoh 21 yd pass from Mariota, Marcus	Schneider, A. kick	1-21	0:07	59-35
STAN	1st	10:52	Nelson, Charles 6 yd pass from Mariota, Marcus	Schneider, A. kick	14-75	4:08	7-0
STAN	1st	06:17	Mariota, Marcus 22 yd run	Schneider, A. kick	7-75	2:03	14-3
STAN	2nd	11:50	Tyner, Thomas 1 yd run	Schneider, A. kick	13-75	3:45	21-6
STAN	2nd	06:32	Schneider, A. 40 yd field goal		10-52	2:01	24-6
STAN	3rd	00:03	Tyner, Thomas 21 yd run	Schneider, A. kick	7-75	2:27	31-16
STAN	4th	12:47	Mariota, Marcus 7 yd run	Schneider, A. kick	2-51	0:35	38-16
STAN	4th	09:20	Carrington, D. 25 yd pass from Mariota, Marcus	Schneider, A. kick	6-58	2:32	45-16
UTAH	2nd	14:34	Walker, Joe 100 yd fumble recovery	Schneider, A. kick			7-7
UTAH	2nd	09:54	Stanford, D. 3 yd pass from Mariota, Marcus	Schneider, A. kick	8-41	2:43	14-7
UTAH	2nd	04:51	Brown, Pharaoh 6 yd pass from Mariota, Marcus	Schneider, A. kick	7-80	1:55	21-7
UTAH	2nd	02:06	Schneider, A. 39 yd field goal		4-0	1:19	24-7
UTAH	3rd	08:35	Schneider, A. 31 yd field goal		8-61	2:23	27-13
UTAH	4th	14:12	Schneider, A. 42 yd field goal		12-56	4:11	30-20
UTAH	4th	10:29	Stanford, D. 34 yd pass from Mariota, Marcus	Schneider, A. kick	5-75	1:19	37-27
UTAH	4th	04:51	Mariota, Marcus 1 yd run	Schneider, A. kick	9-69	3:28	44-27
UTAH	4th	04:24	Freeman, Royce 11 yd run	Schneider, A. kick	1-11	0:07	51-27

2014 OREGON SCORING DRIVES

Opp.	Qtr.	Time	Scoring Play	Conversion	Plays-Yards	TOP	Score
COLO	1st	10:48	Freeman, Royce 20 yd run	Alie, Taylor pass failed	8-68	2:18	6-0
COLO	1st	00:10	Mariota, Marcus 46 yd run	Wogan, Matt kick	3-54	0:47	13-0
COLO	2nd	10:06	Freeman, Royce 7 yd run	Wogan, Matt kick	11-94	3:14	20-0
COLO	2nd	05:06	Nelson, Charles 31 yd pass from Mariota, Marcus	Wogan, Matt kick	4-56	1:12	27-3
COLO	2nd	00:42	Wogan, Matt 25 yd field goal		11-63	2:28	30-3
COLO	3rd	03:53	Baylis, Evan 15 yd pass from Mariota, Marcus	Wogan, Matt kick	6-60	2:07	37-3
COLO	3rd	00:15	Nelson, Charles 14 yd pass from Mariota, Marcus	Wogan, Matt kick	5-65	1:39	44-10
OSU	1st	12:27	Nelson, Charles 29 yd pass from Mariota, Marcus	Alie, Taylor rush failed	9-71	2:33	6-0
OSU	1st	07:01	Wogan, Matt 30 yd field goal		7-56	2:23	9-0
OSU	2nd	14:32	Freeman, Royce 12 yd pass from Mariota, Marcus	Wogan, Matt kick	10-70	3:46	16-0
OSU	2nd	12:22	Marshall, Byron 77 yd pass from Mariota, Marcus	Wogan, Matt kick	3-80	0:39	23-0
OSU	2nd	09:48	Mariota, Marcus 23 yd run	Wogan, Matt kick	5-67	2:04	30-0
OSU	3rd	10:03	Wogan, Matt 22 yd field goal		7-63	2:02	33-3
OSU	3rd	02:19	Mariota, Marcus 1 yd run	Wogan, Matt kick	7-72	3:20	40-10
OSU	4th	06:45	Nelson, Charles 27 yd pass from Mariota, Marcus	Wogan, Matt kick	8-59	3:45	47-17
ARIZ	1st	11:30	Schneider, A. 34 yd field goal		10-64	3:39	3-0
ARIZ	1st	07:55	Schneider, A. 22 yd field goal		10-32	3:26	6-0
ARIZ	2nd	07:27	Mariota, Marcus 7 yd run	Schneider, A. kick	5-39	1:10	13-0
ARIZ	2nd	01:34	Mariota, Marcus 4 yd run	Schneider, A. kick	6-79	2:21	20-0
ARIZ	2nd	00:00	Schneider, A. 31 yd field goal		7-63	1:07	23-0
ARIZ	3rd	10:37	Allen, Devon 4 yd pass from Mariota, Marcus	Schneider, A. kick	6-47	2:00	30-0
ARIZ	3rd	07:59	Carrington, D. 11 yd pass from Mariota, Marcus	Schneider, A. kick	4-68	1:24	37-7
ARIZ	3rd	04:54	Mariota, Marcus 1 yd run	Schneider, A. kick	5-23	1:39	44-7
ARIZ	4th	04:12	Bassett, Kenny 19 yd run	Schneider, A. kick	10-64	6:07	51-7
FSU	1st	06:55	Freeman, Royce 1 yd run	French, C. pass	9-73	2:05	8-3
FSU	2nd	10:12	Schneider, A. 28 yd field goal		19-88	4:45	11-3
FSU	2nd	02:18	Tyner, Thomas 1 yd run	Schneider, A. kick	10-75	3:00	18-6
FSU	3rd	11:54	Freeman, Royce 3 yd run	Schneider, A. kick	5-69	1:32	25-13
FSU	3rd	06:43	Carrington, D. 56 yd pass from Mariota, Marcus	Schneider, A. kick	5-81	1:21	32-20
FSU	3rd	04:21	Carrington, D. 30 yd pass from Mariota, Marcus	Schneider, A. kick	2-43	0:21	39-20
FSU	3rd	01:36	Washington, T. 58 yd fumble recovery	Schneider, A. kick blockd			45-20
FSU	4th	13:56	Mariota, Marcus 23 yd run	Schneider, A. kick	6-43	2:01	52-20
FSU	4th	10:13	Tyner, Thomas 21 yd run	Schneider, A. kick	4-57	2:23	59-20
OHST	1st	12:21	Lowe, Keanon 7 yd pass from Mariota, Marcus	Schneider, A. kick	11-75	2:39	7-0
OHST	2nd	00:48	Schneider, A. 26 yd field goal		12-66	4:01	10-21
OHST	3rd	11:23	Marshall, Byron 70 yd pass from Mariota, Marcus	Schneider, A. kick	1-70	0:10	17-21
OHST	3rd	06:39	Schneider, A. 23 yd field goal		6-17	1:42	20-21

TD drives less than 2:00

2014 OREGON INDIVIDUAL GAME HIGHS

Rushes	29	Freeman, Royce vs Washington (10/18/14)
Yards Rushing	169	Freeman, Royce vs Washington (10/18/14)
TD Rushes.....	4	Freeman, Royce vs Washington (10/18/14)
Long Rush	61	Mariota, Marcus at Utah (11/08/14)
Pass attempts.....	38	Mariota, Marcus vs Arizona (12/05/14)
Pass completions.....	26	Mariota, Marcus vs Florida State (01/01/15)
Yards Passing.....	367	Mariota, Marcus at Oregon State (11/29/14)
TD Passes.....	5	Mariota, Marcus at Washington St. (09/20/14)
.....		Mariota, Marcus vs California (10/24/14)
Long Pass.....	80	Mariota, Marcus at Washington St. (09/20/14)
Receptions	8	Marshall, Byron vs South Dakota (08/30/14)
.....		Marshall, Byron vs Ohio State (01/12/15)
Yards Receiving	169	Marshall, Byron vs Ohio State (01/12/15)
TD Receptions.....	2	Marshall, Byron vs South Dakota (08/30/14)
.....		Allen, Devon vs Michigan State (09/06/14)
.....		Allen, Devon at Washington State (09/20/14)
.....		Lowe, Keanon at Washington St. (09/20/14)
.....		Brown, Pharaoh vs California (10/24/14)
.....		Stanford, D. vs California (10/24/14)
.....		Stanford, D. at Utah (11/08/14)
.....		Nelson, Charles vs Colorado (11/22/14)
.....		Nelson, Charles at Oregon State (11/29/14)
.....		Carrington, D. vs Florida State (01/01/15)
Long Reception.....	80	Allen, Devon at Washington State (09/20/14)
Field Goals.....	3	Schneider, A. at Utah (11/08/14)
.....		Schneider, A. vs Arizona (12/05/14)
Long Field Goal	42	Schneider, A. at Utah (11/08/14)
Punts	7	Wheeler, Ian vs Michigan State (09/06/14)
Punting Avg.....	50.0	Wheeler, Ian vs Wyoming (09/13/14)
Long Punt.....	53	Wheeler, Ian vs Michigan State (09/06/14)
Punts inside 20	3	Wheeler, Ian vs Colorado (11/22/14)
Long Punt Return	58	Nelson, Charles vs California (10/24/14)
Long Kickoff Return	45	Allen, Devon vs California (10/24/14)
Tackles	12	Dargan, Erick vs Stanford (11/01/14)
Sacks	2.0	French, C. vs Washington (10/18/14)
Tackles For Loss.....	2.5	Buckner, D. vs Washington (10/18/14)
Interceptions.....	2	Dargan, Erick vs Wyoming (09/13/14)

2014 OREGON TEAM GAME HIGHS

Rushes	54	vs Arizona (12/05/14)
Yards Rushing	301	vs Arizona (12/05/14)
.....		vs Florida State (01/01/15)
Yards Per Rush	7.7	vs South Dakota (08/30/14)
TD Rushes.....	5	vs Wyoming (09/13/14)
.....		vs Florida State (01/01/15)
Pass attempts.....	40	vs Arizona (12/05/14)
Pass completions.....	27	vs Arizona (12/05/14)
Yards Passing.....	380	vs South Dakota (08/30/14)
Yards Per Pass.....	14.7	at Oregon State (11/29/14)
TD Passes.....	5	at Washington State (09/20/14)
.....		vs California (10/24/14)
Total Plays.....	94	vs Arizona (12/05/14)
Total Offense	673	vs South Dakota (08/30/14)
Yards Per Play	9.6	vs South Dakota (08/30/14)
Points	62	vs South Dakota (08/30/14)
Sacks By.....	5	vs Wyoming (09/13/14)
First Downs	32	vs South Dakota (08/30/14)
.....		vs Wyoming (09/13/14)
Penalties	13	vs Arizona (12/05/14)
Penalty Yards	106	vs California (10/24/14)
Turnovers.....	2	vs Arizona (10/02/14)
.....		vs California (10/24/14)
.....		vs Florida State (01/01/15)
Interceptions By.....	2	vs Michigan State (09/06/14)
.....		vs Wyoming (09/13/14)
.....		at Utah (11/08/14)
Punts	7	vs Michigan State (09/06/14)
Punting Avg.....	50.0	vs Wyoming (09/13/14)
Long Punt.....	53	vs Michigan State (09/06/14)
Punts inside 20	3	vs Colorado (11/22/14)
Long Punt Return	58	vs California (10/24/14)

2014 OPPONENT INDIVIDUAL GAME HIGHS

Rushes	36	Elliott, E. vs Ohio State (01/12/15)
Yards Rushing	246	Elliott, E. vs Ohio State (01/12/15)
TD Rushes.....	4	Elliott, E. vs Ohio State (01/12/15)
Long Rush	45	Sanders, Jasper, vs South Dakota (08/30/14)
Pass attempts.....	63	Halliday, Connor, at Washington St. (09/20/14)
Pass completions.....	43	Halliday, Connor, at Washington St. (09/20/14)
Yards Passing.....	436	Halliday, Connor, at Washington St. (09/20/14)
TD Passes.....	4	Halliday, Connor, at Washington St. (09/20/14)
Long Pass.....	78	Wilson, Travis, at Utah (11/08/14)
Receptions	11	Lippett, Tony, vs Michigan State (09/06/14)
Yards Receiving	152	Clay, Kaelin, at Utah (11/08/14)
TD Receptions.....	2	Williams, Dom, at Washington St. (09/20/14)
.....		Payton, at UCLA (10/11/14)
Long Reception.....	78	Clay, Kaelin, at Utah (11/08/14)
Field Goals.....	3	Williamson, J. vs Stanford (11/01/14)
Long Field Goal	47	Bergner, Miles, vs South Dakota (08/30/14)
.....		Williamson, J. vs Stanford (11/01/14)
Punts	9	Riggleman, D., vs Arizona (12/05/14)
Punting Avg.....	58.0	Riggleman, D., vs Arizona (10/02/14)
Long Punt.....	62	O'Neill, Darragh, vs Colorado (11/22/14)
Punts inside 20	3	O'Neill, Darragh, vs Colorado (11/22/14)
Long Punt Return	18	Sanders, Jasper, vs South Dakota (08/30/14)
Long Kickoff Return	59	Shelton, R.J., vs Michigan State (09/06/14)
Tackles	15	Tevis, J., vs Arizona (12/05/14)
Sacks	2.5	Kikaha, Hau'oli, vs Washington (10/18/14)
Tackles For Loss.....	2.5	Rush, Marcus, vs Michigan State (09/06/14)
.....		Kikaha, Hau'oli, vs Washington (10/18/14)
.....		Shelton, Danny, vs Washington (10/18/14)
Interceptions.....	1	McClure, Stefan, vs California (10/24/14)
.....		Carter, A. vs Stanford (11/01/14)
.....		Andrews, N., vs Florida State (01/01/15)
.....		Apple, Eli, vs Ohio State (01/12/15)

2014 OPPONENT TEAM GAME HIGHS

Rushes	61	vs Ohio State (01/12/15)
Yards Rushing	328	at UCLA (10/11/14)
Yards Per Rush	6.1	at UCLA (10/11/14)
TD Rushes.....	5	vs Ohio State (01/12/15)
Pass attempts.....	63	at Washington State (09/20/14)
Pass completions.....	43	at Washington State (09/20/14)
Yards Passing.....	436	at Washington State (09/20/14)
Yards Per Pass.....	10.5	vs Ohio State (01/12/15)
TD Passes.....	4	at Washington State (09/20/14)
Total Plays.....	93	vs California (10/24/14)
Total Offense	560	vs California (10/24/14)
Yards Per Play	6.5	at Utah (11/08/14)
Points	42	vs Ohio State (01/12/15)
Sacks By.....	7	at Washington State (09/20/14)
First Downs	31	at UCLA (10/11/14)
Penalties	11	vs California (10/24/14)
Penalty Yards	111	vs California (10/24/14)
Turnovers.....	5	vs Florida State (01/01/15)
Interceptions By.....	1	vs California (10/24/14)
.....		vs Stanford (11/01/14)
.....		vs Florida State (01/01/15)
.....		vs Ohio State (01/12/15)
Punts	10	vs Arizona (12/05/14)
Punting Avg.....	54.7	vs Arizona (10/02/14)
Long Punt.....	62	vs Colorado (11/22/14)
Punts inside 20	3	vs Colorado (11/22/14)
Long Punt Return	18	vs South Dakota (08/30/14)

THE LAST TIME...

RUSHING**Player Rushed for 100 Yards**

by UO 124, Thomas Tyner vs. Florida State 1/1/2015
by Opp 246, Ezekiel Elliott vs. Ohio State 1/12/2015

Two Players Rushed for 100 Yards

by UO 124, De'Anthony Thomas; 122 Marcus Mariota at Virginia 9/7/2013
by Opp Ka'Deem Carey (206) and B.J. Denker (102), Arizona 11/23/2013

Three Players Rushed for 100 Yards

by UO 128, De'Anthony Thomas; 124 Byron Marshall; Marcus Mariota vs. Nicholls 8/31/2013
by opp Unknown

Player Rushed for 200 Yards

by UO 321, Kenjon Barner at USC 11/3/2012
by Opp 246, Ezekiel Elliott vs. Ohio State 1/12/2015

Player Rushed 30 Times

by UO 38 (321 yds), Kenjon Barner at USC 11/3/2012
by Opp 36 (246), Ezekiel Elliott vs. Ohio State 1/12/2015

Player Rushed for 4 Touchdowns or More

by UO 4, Royce Freeman vs. Washington, 10/18/2014
by Opp 4, Ezekiel Elliott vs. Ohio State 1/12/2015

Player Rushed for 3 Touchdowns or More

by UO 3, Marcus Mariota vs. Arizona 12/5/2014
by Opp 4, Ezekiel Elliott vs. Ohio State 1/12/2015

Player Scored on 50-Yard Run or Longer

by UO 66, Thomas Tyner vs. Washington State 10/19/2013
by Opp 60, Bishop Sankey, Washington 10/12/2013

Player had a 70-Yard Run or Longer

by UO 71, Marcus Mariota at Virginia 9/7/2013
by Opp 80, Kory Sheets, Purdue 9/13/2008

Player had an 80-Yard Run or Longer

by UO 86, Marcus Mariota at Arizona State 10/18/2012
by Opp 80, Kory Sheets, Purdue 9/13/2008

PASSING**Player Passed for 400 Yards**

by UO 456, Marcus Mariota (23-33) vs. Tennessee 9/14/2013
by Opp 436, Connor Halliday (43-63), at Washington State 9/20/2014

Player Completed 25 Passes

by UO 26, Marcus Mariota (338 yds) vs. Florida State 1/1/2015
by Opp 39, Jameis Winston (348 yds), vs. Florida State 1/1/2015

Player Attempted 40 Passes

by UO 41, Marcus Mariota (27 comp) at Arizona 11/23/2013
by Opp 45, Jameis Winston (29 comp) vs. Florida State 1/1/2015

Player Passed for 4 or more Touchdowns

by UO 4, Marcus Mariota at Oregon State, 11/29/2014
by Opp 4, Connor Halliday, Washington State 10/19/2013

Player Passed for 5 or more Touchdowns

by UO 5, Marcus Mariota vs. California 10/24/2014
by Opp 5, Matt Barkley, USC 11/3/2012

RECEIVING**Player Caught 10 or More Passes**

by UO 10, De'Anthony Thomas (86 yds) vs. Oregon State 11/26/2011
by Opp 10, Brandin Cooks (110 yds), Oregon State 11/29/2013

Player Gained 150 Yards Receiving

by UO 169, Byron Marshall (8 rec.) vs. Ohio State 1/12/2015
by Opp 152, Kaelin Clay (5 rec.) at Utah, 11/8/2014

Two players had 100 yards Receiving

by UO Darren Carrington (126) and Charles Nelson (104), vs. Arizona 12/5/2014
by Opp Marqise Lee (157) and Nelson Agholor (162), USC 11/3/2012

Player Made Three Touchdown Receptions

by UO 3, Josh Huff vs. Oregon State 11/29/2013
by Opp 3, Juron Criner, Arizona 11/21/2009

Player Scored on 50-Yard Pass Play or Longer

by UO 70, Byron Marshall (Marcus Mariota) vs. Ohio State 1/12/2015
by Opp 75, D.D. Goodson (Paul Richardson), Colorado 10/5/2013

Player Scored on 80-Yard Pass Play or Longer

by UO 80, Devon Allen (Marcus Mariota) at Washington State 9/20/2014
by Opp 85, Juron Criner (Nick Foles), Arizona 11/26/2010

SPECIAL TEAMS**Player Accumulated 100 Yards or More Punt Returns**

by UO 142, Bralon Addison vs. California 9/28/2013
by Opp 146, Curtis Conway, USC 10/10/1992

Player Returned Punt for Touchdown

by UO 58, Charles Nelson vs. California 10/24/2014
by Opp 65, DeSean Jackson, California 10/7/2006

Player Accumulated 200 Yards or More Kickoff Returns

by UO 201, Walter Thurmond III vs. Oklahoma State 12/30/2008
by Opp 251, Marqise Lee, USC 11/3/2012

Player Returned Kickoff for Touchdown

by UO 86, De'Anthony Thomas vs. Utah 11/16/2013
by Opp 100, Terry Richardson, ASU 9/30/2006

Player Scored a Touchdown on a Blocked Punt

by UO Boseko Lokombo (Avery Patterson block) vs. Washington St. 10/29/2011
by Opp Jon Alston, Stanford 10/1/2005

Player Blocked Punt (No Touchdown)

by UO Josh Huff at Virginia 9/7/2013
by Opp T.J. McDonald, USC 11/19/2011

Player Scored a Touchdown on a Blocked Field Goal

by UO Rodney Hardrick (Wade Keliikipi) at Stanford 11/7/2013
by Opp Marlin Jackson (Jeremy LeSueur), Michigan 9/20/2003

Player Blocked a Field Goal (No Touchdown)

by UO Wade Keliikipi at Stanford 11/7/2013
by Opp Tra'Darius Goff, Tennessee Tech 9/15/2012

KICKING**Player Kicked Four or More Field Goals**

by UO 4, Morgan Flint vs. USC 10/31/2009
by Opp 4, Jordan Williamson, Stanford 11/7/2013

Player Kicked 50-Yard or Longer Field Goal

by UO 52, Matt Evensen at Arizona State 10/25/2008
by Opp 54, Giorgio Tavecchio, California 10/6/2011

Player had a 70+ Yard Punt

by UO 75, Kurtis Doerr at Michigan State 9/2/1999
by Opp 77, Jeff Locke, UCLA 10/10/2009

Player Missed Point After Touchdown

by UO Aiden Schneider vs. Florida State 1/1/2015
by Opp Andrew Furney, Washington State 9/29/2012

THE LAST TIME...

DEFENSE**Player Made 15 or More Tackles**

by UO 20, Michael Clay vs. Stanford 11/17/2012
by Opp 15, Addison Gillam, Colorado 10/5/2013

Player Made Two or More Interceptions

by UO 2, Erick Dargan vs. Wyoming 9/13/2014
by Opp 2, Greg Henders, Colorado 10/5/2014

Player Made Three or More Interceptions

by UO 3, Steve Smith vs. Colorado 1/1/2002
by Opp 3, Jake Cookus, Oregon State 11/18/2000

Player Returned Interception for Touchdown

by UO D. Malone (39 yds) and A. Patterson (37 yds) vs. Texas 10/19/2013
by Opp Damante Horton (76 yds), Washington State 10/29/2011

Player Recovered/Returned Fumble for Touchdown

by UO Tony Washington (58 yds) vs. Florida State 1/1/2015
by Opp Deone Bucannon (29 yds), Washington State 10/19/2013

Player Scored a 2-point Safety

by UO Team vs. Washington State 10/13/2007
by Opp Team, Colorado 10/22/2011

Player Scored a 1-point Safety

by UO Team vs. Kansas State 1/3/2013

TEAM**Surpassed 700 Yards Total Offense**

by UO 719, vs. Washington State 10/19/2013
by Opp Unknown

Surpassed 600 Yards Total Offense

by UO 639, vs. Florida State 1/1/2015
by Opp, 615 USC 11/3/2012

Surpassed 500 Yards Total Offense

by UO 639, vs. Florida State 1/1/2015
by Opp 538, vs. Ohio State 1/12/2015

Rushed for 500 Yards

by UO 500, vs. Nicholls 8/31/2013
by OPP 524, Washington State 10/27/1984

Rushed for 400 Yards

by UO 500, vs. Nicholls 8/31/2013
by OPP 405, Arizona State 11/15/1997

Rushed for 300 Yards

by UO 301, vs. Florida State 1/1/2015
by Opp 328, at UCLA 10/11/2014

Passed for 400 Yards

by UO 406, by UO 755, at Colorado 10/5/2013
by Opp 436, at Washington State 9/20/2014

Recorded a Shutout

by UO 49-0, vs. Arizona 9/22/2012
by Opp 0-16, at UCLA 11/24/2007

Scored 70 Points

by UO 70-14, vs. Colorado 10/27/2013
by Opp 7-71, Texas 12/6/1941

Scored 60 Points

by UO 62-13, vs. South Dakota 8/30/2014
by Opp 0-63, Nebraska 9/28/1985

Scored 50 Points

by UO 59-20, vs. Florida State 1/1/2015
by Opp 51-62, USC 11/3/2012

Failed to Rush for 100 Yards

by UO 62, vs. at Stanford 11/7/2013
by Opp 63, at Washington State 9/20/2014

Failed to Pass for 100 Yards

by UO 48, at Arizona State 10/18/2012
by Opp 56, Texas 12/30/2013

Failed to Gain 100 Yards Total Offense

by UO 97, (27 rush, 70 pass) at Washington State 10/8/1994
by Opp 88, San Jose State 10/6/1962

Failed to Score a Touchdown

by UO 0-16, at UCLA 11/24/2007
by Opp 66-3, Nicholls 8/31/2013

Team had 100 or More Penalty Yards

by UO 106, vs. California (10 penalties) 10/24/2014
by Opp 111, vs. California (11 penalties) 10/24/2014



Game 1 - Aug. 30

SOUTH DAKOTA 13
#3 OREGON 62

Eugene, Ore. (57,388)
Autzen Stadium
67 degrees, partly sunny

EUGENE, Ore. — Oregon’s 2014 regular season got off to a rousing start with a 62-13 win over visiting South Dakota before 57,388 fans in Autzen

Stadium.

How it Happened: The Ducks had little trouble scoring, piling up 466 first-half yards on the way to a 41-13 halftime lead. UO coach Mark Helfrich’s ire was drawn when a careless play took points off the board, along with five early penalties and some porous run defense. But Oregon was able to work nearly every available player onto the field, valuable experience for a team that brought 40 newcomers into preseason camp.

Who Stood Out: Quarterback Marcus Mariota took advantage of an array of new offensive weapons, including the Pac-12’s top returning rusher Byron Marshall in a new all-purpose role and freshman running back Royce Freeman. Mariota played the first half and finished 14-of-20 passing for 267 yards and three touchdowns, adding six rushes for 43 yards and a score. Marshall caught six of those passes for 117 yards and two touchdowns in the first half, and rushed twice for 58 yards, though he also cost the Ducks six points by dropping the ball just short of the goal line at the end of a long run. Freeman had touchdowns on two of his first three carries, backing up the considerable hype he generated in preseason camp.

What it Means: The Ducks certainly looked like a top-five team in the nation when they had the ball, with Thomas Tyner getting the bulk of the carries and Mariota spreading it around to the likes of Marshall and Darren Carrington. South Dakota’s 20 first-half rushes for 120 yards were troubling, especially with mighty Michigan State coming to town next, but some of that was against backup Duck defenders, making it tough to completely assess how things will look under new coordinator Don Pellum.

Odds and Ends: Ten true freshmen saw the field, a number that the Ducks haven’t exceeded in any of the last four full seasons. The ten were long snapper Tanner Carew, kicker Aidan Schneider, offensive lineman Tyrell Crosby, receiver Charles Nelson, defensive linemen Austin Maloata and Henry Mondeaux, linebackers Justin Hollins and Jimmie Swain, cornerback Arrion Springs and Freeman. Nelson returned a third-quarter punt for a touchdown. ... At positions where the Ducks hadn’t previously announced starters, the first reps went to Dwayne Stanford at receiver, Pharaoh Brown at tight end, Jake Pisarcik at right guard, Reggie Daniels at safety and Thomas Tyner at running back ... Mariota set UO career records for total touchdowns (82) and passing touchdowns (66), tying Darron Thomas in the latter category.

South Dakota	3	10	0	0	13	Record: (0-1)
Oregon	21	20	7	14	62	Record: (1-0)

1st	13:26	ORE	Stanford, D. 62 yd pass from Mariota, M. (Alie, T. rush), 4-74 1:34, USD 0 - ORE 8
	09:02	USD	Bergner,Miles 47 yd field goal, 9-33 4:24, USD 3 - ORE 8
	07:58	ORE	Marshall, B. 41 yd pass from Mariota (Alie pass failed), 3-63 1:04, USD 3 - ORE 14
	03:11	ORE	Freeman, Royce 1 yd run (Schneider, A. kick), 9-97 2:12, USD 3 - ORE 21
2nd	09:26	USD	Bergner,Miles 25 yd field goal, 8-42 3:49, USD 6 - ORE 21
	07:41	ORE	Freeman, Royce 26 yd run (Schneider, A. kick), 5-58 1:45, USD 6 - ORE 28
	03:57	ORE	Marshall 11 yd pass from Mariota (Schneider, A. kick), 5-40 1:22, USD 6 - ORE 35
	01:36	USD	Bouma,Trevor 3 yd run (Bergner,Miles kick), 6-75 2:21, USD 13 - ORE 35
	00:14	ORE	Mariota, Marcus 1 yd run (Schneider, A. kick blockd), 10-76 1:22, USD 13 - ORE 41
3rd	07:58	ORE	Nelson, Charles 50 yd punt return (Schneider, A. kick), , USD 13 - ORE 48
4th	14:31	ORE	Brown, P. 4 yd pass from Lockie, J. (Schneider kick), 13-71 4:19, USD 13 - ORE 55
	09:21	ORE	Bassett, Kenny 9 yd run (Schneider, A. kick), 10-80 3:20, USD 13 - ORE 62

RUSHING: South Dakota-Sanders,Jasper 5-65; Bouma,Trevor 14-60; Kilgore,Khorey 8-31; Roberts,Jordan 5-22; Earl,Kevin 5-minus 1; Saeger,Ryan 2-minus 5. Oregon Ducks-Marshall, Byron 8-90; Freeman, Royce 10-75; Tyner, Thomas 11-64; Mariota, Marcus 6-43; Bassett, Kenny 3-21.

PASSING: South Dakota-Earl,Kevin 13-26-0-136; Saeger,Ryan 5-8-0-62. Oregon Ducks-Mariota, Marcus 14-20-0-267; Lockie, Jeff 11-12-0-113.

RECEIVING: South Dakota-Donovan,Riley 4-42; Van Roekel,B. 3-54; Shufford,Eric 3-23; Bouma,Trevor 3-22; Ramsey,Aaron 1-28; Vander Maten,J. 1-9; Sanders,Jasper 1-8; Roberts,Jordan 1-7; Kramer,Ben 1-5. Oregon Ducks-Marshall, Byron 8-138; Carrington, D. 4-68; Tyner, Thomas 3-8; Brown, Pharaoh 2-32; Mundt, Johnny 2-29; Stanford, D. 1-62; Lowe, Keanon 1-18; Freeman, Royce 1-11; Nelson, Charles 1-8; Allen, Devon 1-5; Loyd, Johnathan 1-1.

INTERCEPTIONS: South Dakota-None. Oregon Ducks-None.

FUMBLES: South Dakota-Bouma,Trevor 1-1; Roberts,Jordan 1-0. Oregon Ducks-Marshall, Byron 1-1.

SACKS (UA-A): South Dakota-None. Oregon Ducks-Balducci, Alex 1-0; Coleman, Tyson 1-0; Williams, J. 1-0.

TACKLES (UA-A): South Dakota-Graham,Tyson 6-2; Wessel,John 4-3; Lage,Keyen 2-5; Lilly,Micheal 3-3; Tyler,Chris 4-1; Tellefsen,Steve 3-2; Moreland,Jet 4-0; Warner,Jacob 2-2; Iddings,Drew 2-2; Buscarini,Colin 1-3; Sutko,Bailey 1-2; Guziec,Kyle 1-2; Bredl,Sean 0-3; O’Farrell,Devon 1-1; Hillier,Ryan 1-1; Lewis,Zeke 1-1; Harris,Adam 1-0; Beaugard,Fred 1-0; Johnson,Auston 1-0; Armstead,Will 1-0; Leohr,Jake 0-1. Oregon Ducks-Daniels, Reggie 4-3; Dargan, Erick 4-3; Buckner, D. 2-4; Malone, Derrick 3-2; Armstead, Arik 4-0; Seisay, Chris 3-1; Maloata, Austin 2-2; Balducci, Alex 2-2; Robinson, Tyree 2-1; Hardrick, R. 2-1; Ragin, Johnny 2-1; Mathis, Dior 2-0; Springs, Arrion 2-0; Swain, Jimmie 1-1; Williams, J. 1-1; Nelson, Charles 1-1; Coleman, Tyson 1-1; Forde, Ayele 1-1; Kamp, Sam 1-1; Ekpre-Olomu, I. 1-0; Walker, Joe 1-0; Prevot, T. 1-0; Bassett, Kenny 1-0; Carew, Tanner 0-1; Daniel, T.J. 0-1; Bair, Stetzon 0-1; Ava, Isaac 0-1.

TEAM STATISTICS	USD	ORE
FIRST DOWNS	19	32
RUSHES-YARDS (NET)	39-172	38-293
PASSING YDS (NET)	198	380
Passes Att-Comp-Int	34-18-0	32-25-0
TOTAL OFFENSE PLAYS-YARDS	73-370	70-673
Fumble Returns-Yards	0-0	1-0
Punt Returns-Yards	1-18	4-46
Kickoff Returns-Yards	8-119	4-53
Interception Returns-Yards	0-0	0-0
Punts (Number-Avg)	6-36.5	2-38.5
Fumbles-Lost	2-1	1-1
Penalties-Yards	5-35	9-64
Possession Time	39:04	20:56
Third-Down Conversions	7 of 17	7 of 9
Fourth-Down Conversions	0 of 2	0 of 0
Red-Zone Scores-Chances	2-3	5-5
Sacks By: Number-Yards	0-0	3-24



Game 2 - Sept. 6

#7 MICHIGAN STATE 27
#3 OREGON 46

Eugene, Ore. (59,456)
Autzen Stadium
91 degrees, overcast

EUGENE, Ore. — The first nonconference matchup of top-10 teams in Autzen Stadium history lived up to every bit of the hype, as No. 3 Oregon jumped out to a lead, withstood a furious comeback by No. 7 Michigan State and recovered to win 46-27.

How it Happened: The Spartans all but shut down Oregon's vaunted run game, survived a couple big plays by the Ducks early on and then got the momentum going squarely in their favor. The Ducks used an Erick Dargan interception to set up the game's first touchdown, and a 70-yard touchdown pass to Devon Allen made it 18-7. But the Spartans then scored the game's next 20 points to build a 27-18 lead. The Ducks then flipped the switch on both sides of the ball, shutting down MSU's offense and getting third-quarter touchdown passes from Marcus Mariota to Allen again and then Keanon Lowe for a 32-27 lead. A Royce Freeman touchdown run made it 39-27 early in the fourth quarter. The big freshman capped the Oregon effort with a 14-yard score on a fourth-and-two carry, completing a crushing 11-play, 96-yard drive that ticked off 6:31 of the final 7:56.

Who Stood Out: Mariota finished the day 17-of-28 for 318 yards and three touchdowns through the air. He also had two huge third-down conversions in the third quarter, one on each UO scoring drive. He flipped a shovel pass on the run to Freeman to convert a third-and-11, and ran it himself on third-and-nine. Defensively, linebacker Joe Walker entered the starting lineup and finished the game with nine tackles. Defensive lineman DeForest Buckner followed up his six-tackle performance against South Dakota in the opener with seven on Saturday. MSU quarterback Connor Cook was outstanding as well, passing for 343 yards and two scores.

What it Means: The Ducks now figure to be a favorite to make the inaugural College Football Playoff, though the entire Pac-12 schedule looms. One of the Ducks' chief rivals for the Pac-12 North title, Stanford, dropped its conference opener to USC on Saturday.

Odds and ends: Mariota passed Bill Musgrave to become Oregon's career leader in total offense in the first quarter, and threw his school-record 67th career touchdown pass in the second quarter. ... Cameron Hunt returned to the starting lineup at right guard. ... True freshman Tyrell Crosby played nearly the entire second half at right tackle after Andre Yruretagoyena was carted off.

Michigan State	0	24	3	0	27	Record: (1-1)
Oregon	8	10	14	14	46	Record: (2-0)

1st	03:39	ORE	Tyner, T. 1 yd run (Buckner, D. pass from Alie, Taylor), 7-39 2:02, MSU 0 - ORE 8			
2nd	13:37	ORE	Wogan, Matt 28 yd field goal, 6-77 1:50, MSU 0 - ORE 11			
	10:57	MSU	Langford, J. 16 yd run (Geiger, Michael kick), 8-76 2:40, MSU 7 - ORE 11			
	10:12	ORE	Allen, D. 70 yd pass from Mariota, M. (Wogan kick), 2-75 0:45, MSU 7 - ORE 18			
	06:40	MSU	Geiger, Michael 34 yd field goal, 7-15 3:32, MSU 10 - ORE 18			
	02:26	MSU	Lippett, T. 7 yd pass from Cook, C. (Geiger kick), 6-38 2:15, MSU 17 - ORE 18			
	00:18	MSU	Price, Josiah 7 yd pass from Cook, C. (Geiger kick), 6-66 1:09, MSU 24 - ORE 18			
3rd	10:55	MSU	Geiger, Michael 42 yd field goal, 8-30 2:38, MSU 27 - ORE 18			
	04:33	ORE	Allen, D. 24 yd pass from Mariota, M. (Wogan kick), 8-59 2:13, MSU 27 - ORE 25			
	01:34	ORE	Lowe, K. 37 yd pass from Mariota, M. (Wogan kick), 7-59 1:50, MSU 27 - ORE 32			
4th	14:19	ORE	Freeman, Royce 38 yd run (Wogan, Matt kick), 2-54 0:30, MSU 27 - ORE 39			
	01:25	ORE	Freeman, Royce 14 yd run (Wogan, Matt kick), 11-96 6:31, MSU 27 - ORE 46			

RUSHING: Michigan State-Langford, J. 24-86; Shelton, R.J. 1-30; Hill, Nick 7-14; Cook, Connor 4-minus 7. Oregon Ducks-Freeman, Royce 13-89; Mariota, Marcus 9-42; Tyner, Thomas 13-33; Marshall, Byron 5-9.

PASSING: Michigan State-Cook, Connor 29-47-2-343. Oregon Ducks-Mariota, Marcus 17-28-0-318.

RECEIVING: Michigan State-Lippett, Tony 11-133; Price, Josiah 5-51; Shelton, R.J. 4-58; Burbridge, A. 2-30; Mumphery, Keith 2-23; Kings, M. 2-20; Troup, AJ 1-19; Williams, D. 1-10; Langford, J. 1-minus 1. Oregon Ducks-Allen, Devon 3-110; Lowe, Keanon 3-58; Marshall, Byron 3-36; Carrington, D. 2-66; Freeman, Royce 2-22; Stanford, D. 2-19; Tyner, Thomas 2-7.

INTERCEPTIONS: Michigan State-None. Oregon Ducks-Dargan, Erick 1-36; Ekpre-Olomou, I. 1-0.

FUMBLES: Michigan State-Shelton, R.J. 1-0. Oregon Ducks-None.

SACKS (UA-A): Michigan State-Thomas, L. 1-0; McDowell, M. 0-1; Heath, Joel 0-1; Rush, Marcus 1-0. Oregon Ducks-TM 1-0; Armstead, Arik 1-0; French, C. 1-0.

TACKLES (UA-A): Michigan State-Rush, Marcus 8-3; Williamson, RJ 6-3; Jones, Taiwan 2-3; Waynes, Trae 3-1; Calhoun, S. 3-1; Heath, Joel 1-3; Drummond, K. 3-0; Hicks, Mylan 3-0; Hicks, Darian 2-1; Harris, Darian 2-1; McDowell, M. 2-1; Davis, Ed 1-2; Bullough, Riley 2-0; Cox, Demetrious 1-1; Thomas, L. 1-1; Sadler, Mike 1-0; Powell, Jalyn 1-0; Conklin, Jack 1-0; Frey, Chris 1-0; Cooper, D. 0-1. Oregon Ducks-Hill, Troy 7-2; Walker, Joe 4-5; Buckner, D. 3-4; Daniels, Reggie 5-1; Robinson, Tyree 5-0; Ekpre-Olomou, I. 3-2; Malone, Derrick 3-2; Armstead, Arik 2-3; Hardrick, R. 1-3; Coleman, Tyson 1-3; Dargan, Erick 2-1; Mathis, Dior 1-2; Washington, T. 2-0; Nelson, Charles 2-0; Talia, Tui 0-2; French, C. 1-0; TM 1-0; Balducci, Alex 0-1; Allen, Devon 0-1.

TEAM STATISTICS	MSU	ORE
FIRST DOWNS	25	19
RUSHES-YARDS (NET)	36-123	40-173
PASSING YDS (NET)	343	318
Passes Att-Comp-Int	47-29-2	28-17-0
TOTAL OFFENSE PLAYS-YARDS	83-466	68-491
Fumble Returns-Yards	0-0	0-0
Punt Returns-Yards	3-4	3-40
Kickoff Returns-Yards	5-121	3-69
Interception Returns-Yards	0-0	2-36
Punts (Number-Avg)	6-42.7	7-43.0
Fumbles-Lost	1-0	0-0
Penalties-Yards	5-38	9-74
Possession Time	33:40	26:20
Third-Down Conversions	7 of 17	6 of 16
Fourth-Down Conversions	0 of 1	2 of 2
Red-Zone Scores-Chances	4-4	3-3
Sacks By: Number-Yards	3-23	3-11



Game 3 - Sept. 13

WYOMING 14
#2 OREGON 48

Eugene, Ore. (56,533)
Autzen Stadium
66 degrees, mostly sunny

EUGENE, Ore. — The second-ranked Oregon Ducks shook off a sluggish start to overcome an early deficit and wrap up nonconference play unbeaten after a 48-14 victory over Wyoming in Autzen Stadium.

How it Happened: A Pac-12 Networks telecast necessitated an 11 a.m. PT kickoff time, and for a spell it seemed like Oregon had decided to sleep in. The Cowboys converted 5-of-6 third-down attempts on their first two possessions, sandwiched around the Ducks failing to score from their own 2-yard line. That helped Wyoming take an early 7-0 lead, but order soon was restored and the Ducks scored the next 41 points unanswered.

Who Stood Out: Marcus Mariota threw for two touchdowns and ran for two others, including a leaping, somersaulting effort in the second quarter to put the Ducks ahead 20-7. He was on the move several times throughout the game, as the offensive line adjusted to the early loss of left tackle Jake Fisher due to injury. That put walk-on junior Matt Pierson in at left tackle, on a day when true freshman Tyrell Crosby made his first career start at right tackle. Defensively, safety Erick Dargan had two more interceptions, the first of which set up Mariota's acrobatic touchdown.

What it Means: The Ducks (3-0) remained unbeaten through non-conference play, knocking off South Dakota, Michigan State and Wyoming. The red flag entering the Pac-12 gantlet will be depth at offensive tackle, as the Ducks were without Fisher, Tyler Johnstone, Andre Yruretagoyena and Elijah George due to leg injuries as of Saturday.

Odds and ends: Mariota threw a touchdown pass for the 29th straight game, every appearance of his career. ... Redshirt freshman Chris Seisay made his first career start. Senior Troy Hill suited up but did not appear, after playing through a knee issue last week against the Spartans. ... The crowd of 56,533 gave Oregon its 99th consecutive sellout.

Wyoming	7	0	0	7	14	Record: (2-1)
Oregon	0	27	14	7	48	Record: (3-0)

1st	01:02	WY	Gentry, T. 18 yd pass from Kirkegaard, C. (Williams kick), 11-98 5:27, WY 7 - ORE 0
2nd	14:55	ORE	Mariota, Marcus 15 yd run (Wogan, Matt kick), 4-65 1:07, WY 7 - ORE 7
	10:45	ORE	Marshall, Byron 30 yd run (Wogan, Matt kick failed), 7-86 2:15, WY 7 - ORE 13
	06:43	ORE	Mariota, Marcus 19 yd run (Wogan, Matt kick), 3-25 1:41, WY 7 - ORE 20
	01:34	ORE	Allen, D. 16 yd pass from Mariota, Marcus (Wogan kick), 7-85 1:35, WY 7 - ORE 27
3rd	13:19	ORE	Freeman, Royce 12 yd run (Wogan, Matt kick), 6-72 1:41, WY 7 - ORE 34
	09:59	ORE	Loyd, J. 5 yd pass from Mariota, Marcus (Wogan kick), 4-29 1:38, WY 7 - ORE 41
4th	14:03	WY	May, D.J. 12 yd pass from Kirkegaard (Williams kick), 11-76 6:28, WY 14 - ORE 41
	08:30	ORE	Benoit, Kani 1 yd run (Wogan, Matt kick), 15-79 5:33, WY 14 - ORE 48

RUSHING: Wyoming-WICK, Shaun 16-122; MAY, D.J. 8-42; HILL, Brian 8-14; CLAIBORNE, Jalen 1-0; RUFRAN, Dominic 1-minus 5; KIRKEGAARD, C. 7-minus 28; KRILL, J.D. 0-10. Oregon Ducks-Marshall, Byron 6-80; Mariota, Marcus 5-71; Tyner, Thomas 11-58; Freeman, Royce 5-22; Lockie, Jeff 1-13; Roseberry, Lane 2-9; Benoit, Kani 4-6; Bassett, Kenny 2-2; Jones, J.J. 1-2.

PASSING: Wyoming-KIRKEGAARD, C. 19-33-2-284. Oregon Ducks-Mariota, Marcus 19-23-0-221; Lockie, Jeff 6-8-0-72.

RECEIVING: Wyoming-CLAIBORNE, Jalen 5-53; MAY, D.J. 4-101; RUFRAN, Dominic 3-37; GENTRY, Tanner 2-35; MAULHARDT, Jake 2-32; WICK, Shaun 1-12; ELLIS, Jordan 1-12; NORMAN, Trey 1-2. Oregon Ducks-Brown, Pharaoh 4-46; Lowe, Keanon 4-41; Allen, Devon 3-42; Carrington, D. 3-38; Bassett, Kenny 2-36; Stanford, D. 2-26; Nelson, Charles 2-19; Tyner, Thomas 2-16; Marshall, Byron 1-16; Benoit, Kani 1-8; Loyd, Johnathan 1-5.


INTERCEPTIONS: Wyoming-None. Oregon Ducks-Dargan, Erick 2-35.

FUMBLES: Wyoming-KIRKEGAARD, C. 2-1. Oregon Ducks-None.

SACKS (UA-A): Michigan State-Thomas, L. 1-0; McDowell, M. 0-1; Heath, Joel 0-1; Rush, Marcus 1-0. Oregon Ducks-TM 1-0; Armstead, Arik 1-0; French, C. 1-0.

TACKLES (UA-A): Wyoming-NZEOCHA, Mark 6-5; SAMPSON, Jesse 5-3; WHITE, Darren 3-3; JONES, DeAndre 4-1; HARRIS, Devyn 3-2; PRIESTER, Robert 3-1; BURNS, Blair 3-1; WACHA, Lucas 3-1; STANTON, Jordan 2-1; HAYES, Tim 1-1; TUTEIN, William 1-1; HALA'API'API, S. 1-1; PULETASI, Sonny 1-1; OLIVE, Uso 0-2; LARK, Jeff 0-2; LANGE, Riley 0-2; MERTENS, Patrick 1-0; WICK, Shaun 1-0; KRILL, J.D. 1-0; BOYLAND, Troy 0-1; FINLEY, Tyran 0-1; YARBROUGH, Eddie 0-1; BORGES, Alex 0-1. Oregon Ducks-Daniels, Reggie 5-3; Walker, Joe 4-2; Hardrick, R. 1-5; Robinson, Tyree 3-2; Ekpre-Okom, I. 2-3; Armstead, Arik 2-3; Malone, Derrick 0-5; Dargan, Erick 2-2; Buckner, D. 1-3; Kamp, Sam 1-3; Coleman, Tyson 3-0; Prevot, T. 2-1; Swain, Jimmie 0-3; Nelson, Charles 2-0; Mathis, Dior 2-0; Hollins, Justin 1-1; Williams, J. 1-1; French, C. 1-1; Seisay, Chris 1-1; Washington, T. 0-2; Talia, Tui 0-2; Bassett, Kenny 1-0; Forde, Ayele 1-0; Carriger, Cody 1-0; Daniel, T.J. 0-1; Maloata, Austin 0-1; Balducci, Alex 0-1.

TEAM STATISTICS	WYO	ORE
FIRST DOWNS	24	32
RUSHES-YARDS (NET)	41-155	37-263
PASSING YDS (NET)	284	293
Passes Att-Comp-Int	33-19-2	31-25-0
TOTAL OFFENSE PLAYS-YARDS	74-439	68-556
Fumble Returns-Yards	0-0	0-0
Punt Returns-Yards	0-0	1-2
Kickoff Returns-Yards	8-151	2-46
Interception Returns-Yards	0-0	2-35
Punts (Number-Avg)	3-39.0	1-50.0
Fumbles-Lost	2-1	0-0
Penalties-Yards	5-48	4-30
Possession Time	37:38	22:22
Third-Down Conversions	9 of 17	9 of 11
Fourth-Down Conversions	2 of 3	0 of 1
Red-Zone Scores-Chances	2-4	6-7
Sacks By: Number-Yards	0-0	5-31



Game 4 - Sept. 20

#2 OREGON 38
WASHINGTON STATE 31

Pullman, Wash. (32,952)
Martin Stadium
78 degrees, clear

PULLMAN, Wash. — Oregon survived behind a patchwork offensive line thanks to another big night from Marcus Mariota, outscoring Washington State in the second half to win 38-31 in Martin Stadium.

How it Happened: Mariota was sacked five times in the first half as the Cougars fought to a 21-21 halftime tie. The Ducks shored things up just enough in the second half, getting a go-ahead touchdown pass to Pharaoh Brown late in the third quarter from Mariota, his fourth of five in the game. A pass breakup by Dior Mathis and sack on fourth down by Tony Washington denied Washington State on its final attempt to tie the game in the fourth quarter.

Who Stood Out: Mariota finished 21-of-25 passing for 329 yards and the five touchdowns, shrugging off the pressure put on Oregon's inexperienced offensive line. Left tackle Tyrell Crosby and right tackle Matt Pierson each made his first career start at those respective positions, and the Ducks struggled with protection and penalties all night. The tide shifted when DeForest Buckner forced a fumble and Arik Armstead recovered it in the third quarter, setting the stage for Brown's go-ahead touchdown. Keanon Lowe had a career-high 104 receiving yards and two touchdowns - the first coming on a 57-yard reception to tie the game at 14-14 and the second proving to be the game-winning score with 5:33 to play in the final quarter.

What it Means: The second-ranked Ducks survived their first conference road trip with a victory, and now have a bye week in which to try and get healthier and shore up the offensive line. Oregon improved to 4-0 and is now 1-0 in Pac-12 play.

Odds and ends: Devon Allen scored two touchdowns, giving him five for the season, tied for the UO lead this season with Royce Freeman. ... Freeman started the game, becoming Oregon's second true freshman starter at running back in as many seasons, joining Thomas Tyner, who started the final regular season game in 2013. Prior to Tyner, the last UO true frosh to start at running back was Derek Loville in 1986. ... Mariota had never been sacked more than three times in a single game. ... Mariota has now suffered 12 sacks in his career at the hands of the Cougars - twice as many as any other opponent. ... Mariota's passing efficiency rating of 260.5 was the highest of his career. ... The game marked the second time Oregon's QB had more touchdown passes than incompletions.

Oregon	7	14	7	10	38	Record: (4-0, 1-0)
Washington State	14	7	0	10	31	Record: (1-3, 0-1)

1st	08:46	WSU	Williams, D. 18 yd pass from Halliday (Breshears kick), 5-56 1:56, ORE 0 - WSU 7
	03:38	ORE	Allen, D. 80 yd pass from Mariota (Wogan, Matt kick), 1-80 0:12, ORE 7 - WSU 7
	00:41	WSU	Williams, D. 8 yd pass from Halliday (Breshears kick), 7-75 2:57, ORE 7 - WSU 14
2nd	12:57	ORE	Lowe 57 yd pass from Mariota (Wogan, Matt kick), 3-73 0:51, ORE 14 - WSU 14
	08:05	ORE	Allen, D. 13 yd pass from Mariota (Wogan, Matt kick), 4-69 0:57, ORE 21 - WSU 14
	02:47	WSU	Galvin 6 yd pass from Halliday (Breshears kick), 12-74 5:11, ORE 21 - WSU 21
3rd	04:32	ORE	Brown, P. 8 yd pass from Mariota (Wogan, Matt kick), 6-65 2:02, ORE 28 - WSU 21
4th	14:50	WSU	Breshears, Q. 30 yd field goal, 11-74 4:34, ORE 28 - WSU 24
	11:04	ORE	Wogan, Matt 34 yd field goal, 10-57 3:41, ORE 31 - WSU 24
	08:57	WSU	Cracraft, R. 5 yd pass from Halliday (Breshears, kick), 6-75 2:07, ORE 31 - WSU 31
	05:33	ORE	Lowe 6 yd pass from Mariota (Wogan, Matt kick), 9-79 3:18, ORE 38 - WSU 31

RUSHING: Oregon Ducks-Freeman, Royce 20-75; Mariota, Marcus 13-58; Marshall, Byron 2-22; Tyner, Thomas 5-20; TEAM 2-minus 3. Washington State-Wicks, Gerard 7-36; Morrow, Jamal 9-33; Halliday, Connor 1-minus 6.

PASSING: Oregon Ducks-Mariota, Marcus 21-25-0-329. Washington State-Halliday, Connor 43-63-0-436.

RECEIVING: Oregon Ducks-Allen, Devon 7-142; Marshall, Byron 6-45; Lowe, Keanon 5-104; Brown, Pharaoh 3-38. Washington State-Cracraft, River 8-107; Mayle, Vince 7-75; Morrow, Jamal 6-79; Myers, Isiah 6-28; Williams, Dom 5-63; Galvin, Rickey 5-50; Wicks, Gerard 2-16; Lewis, Robert 2-13; Green, Calvin 2-5.


INTERCEPTIONS: Oregon Ducks-None. Washington State-None.

FUMBLES: Oregon Ducks-Mariota, Marcus 1-0. Washington State-Morrow, Jamal 1-1; Galvin, Rickey 1-1.

SACKS (UA-A): Oregon Ducks-Washington, T. 1-0. Washington State-Cooper, Xavier 0-3; Palacio, Kache 1-2; McLennan, Ivan 1-1; Paulo, Darryl 1-0; Monroe, Darryl 1-0.

TACKLES (UA-A): Oregon Ducks-Dargan, Erick 5-5; Ekpre-Olomu, I. 4-5; Daniels, Reggie 5-2; Hardrick, R. 3-4; Washington, T. 3-3; Walker, Joe 2-4; Malone, Derrick 4-1; Hill, Troy 3-0; Nelson, Charles 2-1; Robinson, Tyree 2-1; Mathis, Dior 2-1; Buckner, D. 2-1; Armstead, Arik 2-1; Coleman, Tyson 2-0; Balducci, Alex 1-1; French, C. 0-1; Forde, Ayele 0-1. Washington State-Monroe, Darryl 6-4; Allison, J. 6-4; Coen, Cyrus 5-4; Brown, Daquawn 4-4; Hameed, Sul. 5-1; Taliulu, Taylor 1-5; Paulo, Darryl 2-3; McLennan, Ivan 2-3; Cooper, Xavier 0-5; Palacio, Kache 2-2; Lemora, Darius 0-4; Mason, Marcus 1-1; White, C. 1-1; Henry, Parker 1-0; Pelluer, Peyton 1-0; Mayle, Vince 1-0; Myers, Isiah 1-0; Pole, Kalaf. 0-1; Ekuale, Danile 0-1; Barber, Robert 0-1.

TEAM STATISTICS	ORE	WSU
FIRST DOWNS	22	29
RUSHES-YARDS (NET)	42-172	17-63
PASSING YDS (NET)	329	436
Passes Att-Comp-Int	25-21-0	63-43-0
TOTAL OFFENSE PLAYS-YARDS	67-501	80-499
Fumble Returns-Yards	0-0	0-0
Punt Returns-Yards	2-12	3-10
Kickoff Returns-Yards	4-80	3-65
Interception Returns-Yards	0-0	0-0
Punts (Number-Avg)	4-36.0	2-44.5
Fumbles-Lost	1-0	2-2
Penalties-Yards	10-86	5-54
Possession Time	28:13	31:47
Third-Down Conversions	5 of 12	5 of 14
Fourth-Down Conversions	1 of 1	2 of 4
Red-Zone Scores-Chances	4-6	5-6
Sacks By: Number-Yards	1-6	7-48



Game 5 - Oct. 2

ARIZONA 31
#2 OREGON 24

Eugene, Ore. (56,032)
Autzen Stadium
65 degrees, clear

EUGENE, Ore. — Oregon suffered its first home defeat at Autzen Stadium since 2012 as Arizona scored four touchdowns in the second half and forced a UO fumble in the final minutes to secure a 31-24 victory.

How it Happened: Arizona’s Nick Wilson scored the first of his three third-quarter touchdowns on the Wildcats’ opening drive after half-time, giving UA a 10-7 lead. The Ducks responded with a six-yard touchdown pass from Marcus Mariota to Devon Allen to reclaim the lead, but the Wildcats put together back-to-back scoring drives of 93 and 80 yards for a 24-14 edge heading into the final quarter. A Matt Wogan field goal and Keanon Lowe touchdown catch tied the game for Oregon with 8:21 to play before Arizona chewed up more than five minutes on a 15-play, 71-yard drive that ended in a 1-yard plunge by Teris Jones-Grigsby. Prior to what proved to be the eventual game-winning touchdown, Tony Washington sacked UA quarterback Anu Solomon for a 9-yard loss on third-and-goal from the 7-yard line, but the Ducks were flagged for unsportsmanlike conduct giving the Wildcats a fresh set of downs. Oregon picked up three quick first downs on its final drive before Mariota was sacked and stripped of the ball at the Ducks’ 35-yard line with 2:11 to play.

Who Stood Out: Mariota was able to shake off a slow start throwing the ball to finish 20-of-32 passing for 276 yards and two touchdowns. He also caught the second touchdown of his career, bulling his way into the end zone on a 26-yard pass from Royce Freeman. The true freshman tailback also led the Ducks in rushing, toting the ball 19 times for 85 yards. Devon Allen found the end zone for the fourth straight game, giving him six touchdowns over that stretch. Dwayne Stanford had four receptions for a career-high 74 yards. Defensively, Reggie Daniels made six solo tackles and notched his first career interception on an acrobatic, diving play in the first quarter. Washington finished with a pair of tackles for loss and a forced fumble.

What it Means: The Ducks will surely drop from their No. 2 ranking as they leave the ranks of the unbeaten. Every team in the Pac-12 North Division now has at least one loss as the Ducks’ record moves to 4-1 overall and 1-1 in conference play.

Odds and ends: The Ducks were flagged for 10 penalties for the second straight game - five directly resulting in Arizona first downs. ... Oregon failed to score a rushing touchdown for the second straight game. ... The game marked the 100th consecutive sellout at Autzen Stadium and only the 16th home defeat for the Ducks during that stretch, dating to 1999.

Arizona	3	0	21	7	31	Record: (5-0, 2-0)
Oregon	0	7	7	10	24	Record: (4-1, 1-1)

1st	08:27	ARIZ	Skowron, C. 28 yd field goal, 11-58 3:05, ARIZ 3 - ORE 0
2nd	14:37	ORE	Mariota 26 yd pass from Freeman, R. (Wogan, M. kick), 8-75 2:45, ARIZ 3 - ORE 7
3rd	12:52	ARIZ	Wilson, N. 3 yd run (Skowron, C. kick), 6-80 2:08, ARIZ 10 - ORE 7
	09:58	ORE	Allen, D. 6 yd pass from Mariota (Wogan, Matt kick), 10-72 2:54, ARIZ 10 - ORE 14
	06:27	ARIZ	Wilson, N. 2 yd run (Skowron, C. kick), 9-93 3:31, ARIZ 17 - ORE 14
	01:33	ARIZ	Wilson, N. 34 yd pass from Solomon (Skowron kick), 8-80 3:13, ARIZ 24 - ORE 14
4th	13:26	ORE	Wogan, Matt 21 yd field goal, 8-72 3:07, ARIZ 24 - ORE 17
	08:21	ORE	Lowe, K. 9 yd pass from Mariota (Wogan, Matt kick), 9-66 2:37, ARIZ 24 - ORE 24
	02:54	ARIZ	Jones-Grigsby 1 yd run (Skowron, C. kick), 15-71 5:27, ARIZ 31 - ORE 24

RUSHING: Arizona-Jones-Grigsby 27-115; Wilson, N. 13-92; Grant, S. 1-4; Solomon, A. 12-0; Team 2-minus 3. Oregon Ducks-Freeman, Royce 19-85; Tyner, Thomas 10-46; Marshall, Byron 3-12; Mariota, Marcus 9-1.

PASSING: Arizona-Solomon, A. 20-31-1-287. Oregon Ducks-Mariota, Marcus 20-32-0-276; Freeman, Royce 1-1-0-26.

RECEIVING: Arizona-Phillips, N. 5-37; Jones-Grigsby 4-95; Jones, C. 3-50; Hill, A. 3-12; Wilson, N. 1-34; Solomon, A. 1-21; Johnson, T. 1-17; Richards, D. 1-12; Grant, S. 1-9. Oregon Ducks-Marshall, Byron 6-64; Allen, Devon 5-78; Stanford, D. 4-74; Lowe, Keanon 4-45; Mariota, Marcus 1-26; Brown, Pharaoh 1-15.

INTERCEPTIONS: Arizona-None. Oregon Ducks-Daniels, Reggie 1-0.

FUMBLES: Arizona-Jones-Grigsby 1-1. Oregon Ducks-Mariota, Marcus 2-2.

SACKS (UA-A): Arizona-Ippolito, C. 1-0; Wright III, S. 1-0; Pettinato, D. 1-0; Turituri, D. 1-0; Gilbert, R. 1-0. Oregon Ducks-Washington, T. 1-0; Buckner, D. 1-0; Hardrick, R. 1-0; Daniel, T.J. 1-0.

TACKLES (UA-A): Arizona-Parks, W. 5-3; Tevis, J. 4-4; Wright III, S. 4-3; Pettinato, D. 3-4; Bondurant, T. 3-2; McCall Jr., J. 3-2; Ippolito, C. 3-2; McKnight, J. 2-3; Grandon, J. 2-3; Zellers, P. 1-4; Allah, J. 2-2; Gilbert, R. 3-0; Turituri, D. 2-0; Griffey, T. 1-0; Lopez, A. 1-0; Jones, Tel. 0-1; Jackson, J. 0-1; Worthy, J. 0-1; Skowron, C. 0-1. Oregon Ducks-Malone, Derrick 3-8; Buckner, D. 3-8; Hardrick, R. 5-5; Walker, Joe 2-7; Washington, T. 6-2; Daniels, Reggie 6-1; Hill, Troy 6-0; Ekpre-Olomu, I. 6-0; Daniel, T.J. 1-4; Dargan, Erick 2-1; Coleman, Tyson 1-1; Balducci, Alex 1-1; Prevot, T. 0-2; Kamp, Sam 1-0; Nelson, Charles 0-1; Bassett, Kenny 0-1; Robinson, Tyree 0-1; French, C. 0-1.

TEAM STATISTICS	ARIZ	ORE
FIRST DOWNS	29	25
RUSHES-YARDS (NET)	55-208	41-144
PASSING YDS (NET)	287	302
Passes Att-Comp-Int	31-20-1	33-21-0
TOTAL OFFENSE PLAYS-YARDS	86-495	74-446
Fumble Returns-Yards	0-0	0-0
Punt Returns-Yards	0-0	0-0
Kickoff Returns-Yards	4-99	5-101
Interception Returns-Yards	0-0	1-0
Punts (Number-Avg)	3-54.7	4-41.5
Fumbles-Lost	1-1	2-2
Penalties-Yards	9-78	10-79
Possession Time	33:32	26:28
Third-Down Conversions	9 of 17	4 of 14
Fourth-Down Conversions	1 of 2	2 of 3
Red-Zone Scores-Chances	4-5	3-3
Sacks By: Number-Yards	5-10	4-30



Game 6 - Oct. 11

#12 OREGON 42
#18 UCLA 30

Pasadena, Calif. (80,139)
The Rose Bowl
78 degrees, hazy

PASADENA, Calif. — The No. 12 Ducks rebounded from their loss to Arizona and avoided losing back-to-back games for the first time since 2007 by jumping out to an early lead and going on to a 42-30 victory over UCLA in the Rose Bowl.

How It Happened: The Ducks got on the board first with a Marcus Mariota touchdown run and a two-point conversion in the first quarter. A tipped pass by Tony Washington helped keep the Bruins to a field goal on their first score, and Oregon made it 21-3 on touchdowns by Thomas Tyner and Pharaoh Brown in the second quarter. UCLA quarterback Brett Hundley gave the Ducks trouble all day as a runner, including on a TD run just before halftime. But Mariota answered with his second scoring run of the game early in the third quarter for a 28-10 advantage, and Royce Freeman scored just 1:07 later after a turnover.

Who Stood Out: Mariota surpassed 100 touchdowns for his career and also threw for a touchdown in his 32nd straight game, every appearance of his career so far. The offensive line got a major boost from the return of left tackle Jake Fisher, who returned from a two-game absence and helped Oregon rush for 255 yards. Ifo Ekpre-Olomu had an interception to set up Freeman's touchdown in the third quarter, coming up big after leaving briefly in the first half to have his ankle re-taped.

What It Means: This game was billed essentially as a loser-out game for the College Football Playoff, after both teams lost a week earlier. Oregon improved to 5-1 overall and 2-1 in the Pac-12, and could crawl back into the top 10 of the polls based on results from around the country.

Odds and ends: With Fisher back on the offensive line, Matt Pier-son remained the starter at right tackle and Tyrell Crosby backed up both tackle spots. ... Crosby had to leave at one point when his helmet came off, converted defensive lineman Stetzon Bair entered at left tackle and on the next play Freeman ran for his TD in the third quarter. ... Defensive end Arik Armstead was not in pads after missing the second half of the Arizona game. ... Keanon Lowe started at receiver but left in the first quarter and did not return. ... Freeman became the first UO player to rush for 100 yards since Mariota in the Alamo Bowl, and the first running back since Tyner in the Civil War.

Oregon	8	13	14	7	42	Record: (5-1, 2-1)
UCLA	0	10	0	20	30	Record: (4-2, 1-2)

1st	04:47	ORE	Mariota, Marcus 13 yd run (Alie, Taylor rush), 1-13 0:10, ORE 8 - UCLA 0
2nd	12:04	UCLA	Fairbairn 20 yd field goal, 17-83 7:38, ORE 8 - UCLA 3
	09:24	ORE	Tyner 21 yd pass from Mariota (Wogan, Matt kick), 11-72 2:33, ORE 15 - UCLA 3
	03:01	ORE	Brown, P. 31 yd pass from Mariota (Wogan kick failed), 9-77 3:11, ORE 21 - UCLA 3
	00:03	UCLA	Hundley 16 yd run (Fairbairn kick), 12-84 2:52, ORE 21 - UCLA 10
3rd	09:06	ORE	Mariota, Marcus 23 yd run (Wogan, Matt kick), 10-80 2:38, ORE 28 - UCLA 10
	07:59	ORE	Freeman, Royce 4 yd run (Wogan, Matt kick), 2-10 0:23, ORE 35 - UCLA 10
4th	14:19	ORE	Freeman, Royce 2 yd run (Wogan, Matt kick), 5-69 1:33, ORE 42 - UCLA 10
	09:46	UCLA	Payton 5 yd pass from Hundley (Jack rush), 12-93 4:28, ORE 42 - UCLA 18
	04:21	UCLA	Starks 9 yd run (Hundley pass failed), 9-67 3:37, ORE 42 - UCLA 24
	02:47	UCLA	Payton 25 yd pass from Hundley (Hundley rush failed), 4-55 1:32, ORE 42 - UCLA 30

RUSHING: Oregon Ducks-Freeman, Royce 18-121; Mariota, Marcus 7-75; Tyner, Thomas 13-58; Marshall, Byron 1-6; TEAM 2-minus 2. UCLA-Perkins 22-190; Hundley 22-89; Starks 4-28; Jack 3-14; James 1-6; Johnson, M 1-3; Fuller 1-minus 2.

PASSING: Oregon Ducks-Mariota, Marcus 17-27-0-210. UCLA-Hundley 26-37-1-216; Fuller 1-1-0-9.

RECEIVING: Oregon Ducks-Brown, Pharaoh 5-84; Marshall, Byron 5-41; Stanford, D. 3-28; Allen, Devon 2-35; Tyner, Thomas 1-21; Grasu, Hroniss 1-1. UCLA-Payton 6-61; Massington 5-45; Fuller 5-23; Lucien 3-23; Perkins 3-13; Duarte 2-17; Johnson, M 1-27; Hundley 1-9; Starks 1-7.

INTERCEPTIONS: Oregon Ducks-Ekpre-Olomu, I. 1-31. UCLA-None.

FUMBLES: Oregon Ducks-Nelson, Charles 1-0; Mariota, Marcus 1-0. UCLA-Hundley 1-1

SACKS (UA-A): Oregon Ducks-Buckner, D. 1-0; Washington, T. 1-0. UCLA-None.

TACKLES (UA-A): Oregon Ducks-Dargan, Erick 10-1; Hill, Troy 8-1; Buckner, D. 5-1; Daniels, Reggie 5-1; Walker, Joe 5-1; Hardrick, R. 4-2; Prevot, T. 4-1; Malone, Derrick 2-3; Seisay, Chris 4-0; Ekpre-Olomu, I. 3-1; Robinson, Tyree 2-2; French, C. 3-0; Kamp, Sam 2-1; Washington, T. 2-1; Mattingly, D. 1-1; Talia, Tui 1-1; Daniel, T.J. 0-2; Mondeaux, Henry 0-2; Bassett, Kenny 1-0. UCLA-Kendricks 5-5; Goodman 6-3; Jack 4-5; Wadood 5-3; Jefferson 4-3; Young 2-2; Odighizuwa 1-3; Moreau 2-1; Clark 2-0; TEAM 2-0; Hofmeister 2-0; Hollins 1-1; Vanderdoes 1-1; Wallace 0-2; Savaiinaea 1-0; Hundley 1-0; McCarthy 0-1.

TEAM STATISTICS	ORE	UCLA
FIRST DOWNS	26	31
RUSHES-YARDS (NET)	41-258	54-328
PASSING YDS (NET)	210	225
Passes Att-Comp-Int	27-17-0	38-27-1
TOTAL OFFENSE PLAYS-YARDS	68-468	92-553
Fumble Returns-Yards	0-0	0-0
Punt Returns-Yards	1-1	0-0
Kickoff Returns-Yards	3-58	4-59
Interception Returns-Yards	1-31	0-0
Punts (Number-Avg)	3-38.7	4-40.2
Fumbles-Lost	2-0	1-1
Penalties-Yards	4-37	7-81
Possession Time	22:27	37:33
Third-Down Conversions	3 of 7	11 of 19
Fourth-Down Conversions	0 of 1	2 of 2
Red-Zone Scores-Chances	3-4	4-4
Sacks By: Number-Yards	2-25	0-0



Game 7 - Oct. 18

WASHINGTON 20
#9 OREGON 45

Eugene, Ore. (57,858)
Autzen Stadium
77 degrees, mostly sunny

EUGENE, Ore. — Oregon extended its winning streak over long-time rival Washington to 11 games, the longest by either team in the history of the series, as the No. 9 Ducks beat the Huskies 45-20 in Autzen Stadium.

How It Happened: Freshman Royce Freeman ran for three first-half touchdowns as the Ducks built a 28-6 halftime lead. Washington's vaunted defensive front seven couldn't contain the Oregon rushing attack as the Ducks ran for 218 yards, and the UO offensive line allowed just three sacks. The UO defense limited Washington to 317 yards of offense, including 27 rushing yards in the first half. The Huskies got their two field goals in the first quarter, staying within 7-6 before the Ducks blew it open in the second.

Who Stood Out: Freeman surpassed 100 rushing yards for the second week in a row, after the Ducks went the first five games of the season without a 100-yard rusher. The freshman finished with 29 carries for 169 yards and four touchdowns. Marcus Mariota completed 24-of-33 passes for 336 yards and two touchdowns. Freshman Darren Carrington had season-highs of five receptions and 79 yards. Defensively, Erick Dargan came up with his fourth interception of the year, tied for fourth in the FBS, and Christian French has a career-high two sacks and forced a key second-half fumble.

What It Means: Oregon improved to 6-1 overall and 3-1 in the Pac-12, retaining a share of first place in the North Division. Washington fell to 5-2 overall and 1-2 in conference play.

Odds and Ends: Mariota threw a touchdown pass for the 33rd straight game, every appearance of his career. ... Oregon improved to 1-2 against former UO assistant Chris Petersen, the UW head coach who led Boise State to two wins over the Ducks. ... Matt Wogan missed a 33-yard field-goal attempt in the second half. ... Defensive end Arik Armstead started the game after not playing at UCLA.

Washington	6	0	7	7	20	Record: (5-2, 1-2)
Oregon	7	21	7	10	45	Record: (6-1, 3-1)

1st	10:20	WASH	Van Winkle, C. 33 yd field goal, 8-30 3:17, WASH 3 - ORE 0
	08:28	ORE	Freeman, Royce 37 yd run (Wogan, Matt kick), 7-81 1:52, WASH 3 - ORE 7
	06:21	WASH	Van Winkle, C. 40 yd field goal, 7-52 2:07, WASH 6 - ORE 7
2nd	14:54	ORE	Freeman, Royce 3 yd run (Wogan, Matt kick), 17-81 6:27, WASH 6 - ORE 14
	08:17	ORE	Freeman, Royce 1 yd run (Wogan, Matt kick), 12-99 3:50, WASH 6 - ORE 21
	01:32	ORE	Marshall 23 yd pass from Mariota (Wogan, Matt kick), 2-23 0:20, WASH 6 - ORE 28
3rd	10:23	ORE	Stanford, D. 16 yd pass from Mariota (Wogan kick), 9-58 2:40, WASH 6 - ORE 35
	04:45	WASH	Cooper 3 yd pass from Miles (Van Winkle, C. kick), 12-79 5:38, WASH 13 - ORE 35
4th	10:56	ORE	Freeman, Royce 3 yd run (Wogan, Matt kick), 9-47 3:00, WASH 13 - ORE 42
	05:22	WASH	Williams, Troy 7 yd run (Van Winkle, C. kick), 17-75 5:34, WASH 20 - ORE 42
	01:20	ORE	Wogan, Matt 26 yd field goal, 6-16 4:02, WASH 20 - ORE 45

RUSHING: Washington-Ross, John 2-44; Coleman, Lavon 12-28; Williams, Troy 5-28; Cooper, Deontae 5-23; Miles, Cyler 6-13; Mickens, Jaydon 2-12; Hall, Marvin 1-minus 4; Team 1-minus 4; Washington, Dw. 2-minus 8. Oregon Ducks-Freeman, Royce 29-169; Marshall, Byron 5-30; Bassett, Kenny 6-20; Tyner, Thomas 3-0; Mariota, Marcus 7-minus 1.

PASSING: Washington-Miles, Cyler 19-28-1-147; Williams, Troy 5-10-0-37. Oregon Ducks-Mariota, Marcus 24-33-0-336.

RECEIVING: Washington-Cooper, Deontae 6-48; Coleman, Lavon 3-34; Mickens, Jaydon 3-22; Washington, Dw. 3-20; Ross, John 3-15; Pettis, Dante 2-23; Lenius, Brayden 2-9; Perkins, Joshua 1-8; Campbell, D. 1-5. Oregon Ducks-Carrington, D. 5-79; Stanford, D. 5-55; Marshall, Byron 5-48; Brown, Pharaoh 3-99; Allen, Devon 2-28; Freeman, Royce 2-4; Tyner, Thomas 1-13; Baylis, Evan 1-10.

INTERCEPTIONS: Washington-None. Oregon Ducks-Dargan, Erick 1-15.

FUMBLES: Washington-Miles, Cyler 1-1. Oregon Ducks-None.

SACKS (UA-A): Washington-Kikaha, Hau'oli 2-1; Shelton, Danny 0-1. Oregon Ducks-French, C. 2-0.

TACKLES (UA-A): Washington-Kikaha, Hau'oli 6-4; Baker, Budda 7-2; Shelton, Danny 5-3; Thompson, Shaq 6-1; Timu, John 4-3; Peters, Marcus 4-3; Feeney, Travis 5-1; Jones, Sidney 5-0; Hudson, Andrew 2-3; Lawyer, Scott 2-2; Bierria, K. 2-2; King, Kevin 2-1; Littleton, Cory 2-0; Hale, Naijuel 1-1; Mathis, Joe 0-2; Qualls, Elijah 0-2; Tupou, Taniela 0-2; Hudson, Evan 1-0; Walker, Trevor 1-0. Oregon Ducks-Hardrick, R. 5-3; Malone, Derrick 2-6; Walker, Joe 7-0; Buckner, D. 4-2; Dargan, Erick 3-1; Ekpre-Olomu, I. 3-1; Ragin, Johnny 3-0; Daniels, Reggie 2-1; French, C. 2-1; Robinson, Tyree 2-0; Daniel, T.J. 2-0; Washington, T. 1-1; Hollins, Justin 1-1; Talia, Tui 1-1; Hill, Troy 1-1; Mondeaux, Henry 0-2; Nelson, Charles 1-0; Coleman, Tyson 1-0; Garrity, Mike 1-0; Kamp, Sam 1-0; Maloata, Austin 0-1; Prevot, T. 0-1; Williams, J. 0-1.

TEAM STATISTICS	WASH	ORE
FIRST DOWNS	20	29
RUSHES-YARDS (NET)	36-133	50-218
PASSING YDS (NET)	184	336
Passes Att-Comp-Int	38-24-1	33-24-0
TOTAL OFFENSE PLAYS-YARDS	74-317	83-554
Fumble Returns-Yards	0-0	0-0
Punt Returns-Yards	1-4	1-1
Kickoff Returns-Yards	3-60	5-94
Interception Returns-Yards	0-0	1-15
Punts (Number-Avg)	4-43.2	1-36.0
Fumbles-Lost	1-1	0-0
Penalties-Yards	4-24	7-90
Possession Time	29:27	30:33
Third-Down Conversions	9 of 18	11 of 18
Fourth-Down Conversions	3 of 3	3 of 4
Red-Zone Scores-Chances	3-3	5-6
Sacks By: Number-Yards	3-16	2-18



Game 8 - Oct. 24

#6 OREGON 59
CALIFORNIA 41

Santa Clara, Calif. (55,575)
Levi's Stadium
64 degrees, clear

SANTA CLARA, Calif. — The No. 6 Oregon football team broke open the game after halftime to beat California, 59-41, in the first college football game hosted by the new home of the NFL's San Francisco 49ers, Levi's Stadium.

How It Happened: The battle of two of the country's most explosive offenses began in fitting fashion as the teams traded touchdowns early, before the Ducks used 24 points in the second quarter to break out to a 38-28 halftime lead. The Golden Bears took advantage of two UO turnovers to stay within striking distance in the period, but Oregon scored twice to open the second half and widen the gap again.

Who Stood Out: Marcus Mariota became Oregon's all-time leading passer in the course of a night on which he completed 18-of-30 passes for 326 yards with five touchdowns. Mariota had 8,299 career passing yards entering the night, and passed Bill Musgrave to become the Ducks' career leader. He also threw a touchdown pass for the 34th straight game, every appearance of his career. Royce Freeman led the Ducks in rushing again with 112 yards and two touchdowns, breaking Thomas Tyner's year-old record for rushing yards by a UO true freshman in the process. Another true freshman, Charles Nelson, had an electric 58-yard punt return for a touchdown in the second quarter, making several defenders miss tackles along the way. Defensively, the Golden Bears threw away from UO all-American cornerback Ifo Ekpre-Olomu all night, and Troy Hill responded with four pass breakups. Christian French recorded a sack, giving him a team-high 4.5 this season.

What It Means: Oregon improved to 7-1 overall and 4-1 in the Pac-12, maintaining its lead in the Pac-12's North Division. The Ducks have won three straight since their lone loss of the season.

Odds and Ends: For the second straight year, Mariota's first interception of the year was tipped twice before being picked off. In the second quarter, one Cal defender tipped a pass that another tried to intercept yet couldn't, deflecting it to a third Golden Bear who hauled it in. ... The turnover ended a streak of 253 passes without an interception, the second-longest streak in Pac-12 history. Mariota is also first with a streak of 353. ... Earlier in the quarter, Cal scored after recovering a UO fumble, the first points off a turnover the Ducks allowed in 2014. ... Nelson's punt return was Oregon's longest of the year, as was Devon Allen's kickoff return of 45 in the first half, after UO coach Mark Helfrich said the return game was an area for improvement this week.

Oregon	14	24	14	7	59	Record: (7-1, 4-1)
California	14	14	7	6	41	Record: (4-4, 2-4)

1st	10:55	CAL	Rubenzner, Luke 12 yd run (Langford, James kick), 9-75 4:05, ORE 0 - CAL 7
	08:49	ORE	Stanford, D. 22 yd pass from Mariota (Schneider, A. kick), 6-67 1:58, ORE 7 - CAL 7
	07:10	CAL	Enwere, Vic 19 yd run (Langford, James kick), 6-75 1:39, ORE 7 - CAL 14
	04:29	ORE	Freeman, Royce 4 yd run (Schneider, A. kick), 7-46 2:34, ORE 14 - CAL 14
2nd	13:31	ORE	Schneider, A. 23 yd field goal, 7-32 1:57, ORE 17 - CAL 14
	10:23	ORE	Brown, P. 9 yd pass from Mariota (Schneider, A. kick), 5-48 1:33, ORE 24 - CAL 14
	08:52	ORE	Nelson, Charles 58 yd punt return (Schneider, A. kick), ORE 31 - CAL 14
	05:15	CAL	Anderson, Steph 11 yd pass from Goff (Langford kick), 9-67 3:29, ORE 31 - CAL 21
	03:31	CAL	Lasco, Daniel 1 yd run (Langford, James kick), 4-5 1:27, ORE 31 - CAL 28
	00:41	ORE	Stanford, D. 24 yd pass from Mariota (Schneider, A. kick), 3-60 0:30, ORE 38 - CAL 28
3rd	13:25	ORE	Marshall, B. 54 yd pass from Mariota (Schneider, A. kick), 4-75 1:35, ORE 45 - CAL 28
	07:24	ORE	Freeman, Royce 2 yd run (Schneider, A. kick), 10-70 2:30, ORE 52 - CAL 28
	03:54	CAL	Harris, Maurice 5 yd pass from Goff (Langford kick), 10-79 3:24, ORE 52 - CAL 35
4th	08:58	ORE	Brown, P. 21 yd pass from Mariota (Schneider, A. kick), 1-21 0:07, ORE 59 - CAL 35
	04:21	CAL	Rubenzner, Luke 2 yd run (Goff, Jared pass failed), 11-75 4:37, ORE 59 - CAL 41

RUSHING: Oregon Ducks-Freeman, Royce 22-112; Marshall, Byron 7-57; Mariota, Marcus 6-36; Nelson, Charles 3-35; Benoit, Kani 5-11; Bassett, Kenny 2-7; Forde, Ayele 1-6. California-Lasco, Daniel 15-85; Enwere, Vic 5-57; Rubenzner, Luke 10-48; Watson, Tre 2-3; Muhammad, Khalif 1-1; Goff, Jared 5-minus 1.

PASSING: Oregon Ducks-Mariota, Marcus 18-30-1-326. California-Goff, Jared 32-52-0-360; Rubenzner, Luke 1-2-0-7; TEAM 0-1-0-0.

RECEIVING: Oregon Ducks-Stanford, D. 6-103; Marshall, Byron 4-133; Allen, Devon 4-47; Brown, Pharaoh 2-30; Freeman, Royce 1-8; Carrington, D. 1-5. California-Harris, Maurice 9-79; Lasco, Daniel 8-101; Treggs, Bryce 4-41; Harper, Chris 3-64; Anderson, Steph 3-32; Powe, Darius 2-18; Lawler, Kenny 1-17; Enwere, Vic 1-7; Rockett, Matt 1-5; Muhammad, Khalif 1-3.

INTERCEPTIONS: Oregon Ducks-None. California-McClure, Stefan 1-0.

FUMBLES: Oregon Ducks-Freeman, Royce 1-1; Mariota, Marcus 1-0. California-Goff, Jared 1-1; Lasco, Daniel 1-0; Treggs, Bryce 1-1.

SACKS (UA-A): Oregon Ducks-Mattingly, D. 1-0; French, C. 1-0; Prevot, T. 1-0. California-None.

TACKLES (UA-A): Oregon Ducks-Dargan, Erick 6-5; Hill, Troy 6-3; Ekpre-Olomu, I. 4-2; Malone, Derrick 2-4; Walker, Joe 2-4; Buckner, D. 1-5; Washington, T. 3-2; Coleman, Tyson 1-4; Daniels, Reggie 4-0; Mattingly, D. 1-3; French, C. 1-2; Robinson, Tyree 2-0; Kamp, Sam 2-0; Mondeaux, Henry 1-1; Maloata, Austin 1-1; Seisay, Chris 1-1; Ragin, Johnny 1-1; Prevot, T. 1-1; Forde, Ayele 1-1; Hardrick, R. 0-2; Hollins, Justin 0-2; Mariota, Marcus 1-0; Nelson, Charles 1-0; Talia, Tui 0-1; Bassett, Kenny 0-1. California-McClure, Stefan 6-2; Lowe, Michael 6-2; Dozier, Cedric 3-4; Westerfield, No 3-2; Barr, Todd 2-2; Davison, Raymon 2-2; Nickerson, Hard 2-2; McGovern, Bryce 2-1; Barton, Michael 1-2; Downs, Devante 0-3; Jalil, Mustafa 0-3; Walker, Cameron 2-0; Johnson, Jonath 2-0; White, Darius 1-1; Jefferson, Jale 1-1; Clark, Austin 0-2; Anoa'i, Hamilito 0-2; Langford, James 1-0; Coleman, Caleb 1-0; TEAM 1-0; Lopa, Puka 0-1; Austin, Jack 0-1; Kearney, Jake 0-1; Kelly, Trevor 0-1; Tandy, Edward 0-1.

TEAM STATISTICS	ORE	CAL
FIRST DOWNS	27	30
RUSHES-YARDS (NET)	46-264	38-193
PASSING YDS (NET)	326	367
Passes Att-Comp-Int	30-18-1	55-33-0
TOTAL OFFENSE PLAYS-YARDS	76-590	93-560
Fumble Returns-Yards	0-0	1-28
Punt Returns-Yards	1-58	1-1
Kickoff Returns-Yards	4-112	8-167
Interception Returns-Yards	0-0	1-0
Punts (Number-Avg)	4-29.5	4-41.0
Fumbles-Lost	2-1	3-2
Penalties-Yards	10-106	11-111
Possession Time	26:35	33:25
Third-Down Conversions	10 of 17	6 of 16
Fourth-Down Conversions	2 of 2	3 of 5
Red-Zone Scores-Chances	4-5	6-6
Sacks By: Number-Yards	3-26	0-0



Game 9 - Nov. 1

STANFORD

#5 OREGON

Eugene, Ore. (58,794)

Autzen Stadium

56 degrees, mostly cloudy

16

45

EUGENE, Ore. — Fifth-ranked Oregon won its fourth straight and rebounded from two losses to Stanford by beating the Cardinal 45-16 before

58,794 in Autzen Stadium.


How It Happened: After failing to score until the fourth quarter in a loss at Stanford in 2013, the Ducks scored on their first four possessions Saturday — and the first three were touchdowns. Oregon by that point had become just the second team this season to score as many as 20 points on the Cardinal defense, which had been allowing 12.5 points per game, second-fewest in the country. The Cardinal's first touchdown got it within 24-13 at halftime, and Stanford received the second-half kickoff. But after driving his team past midfield, Kevin Hogan provided the game's first turnover, an interception by Erick Dargan at the UO 1-yard line. Marcus Mariota answered with an interception of his own, however, and Stanford drove to a field goal. The Ducks quickly responded with another touchdown, however, the second of the game for Thomas Tyner on a beautiful spin move, taking a 31-16 lead into the fourth quarter and ending Stanford's 31-game streak holding opponents under 30 points. Mariota added a rushing touchdown early in the fourth quarter to break the game open, 38-16, and later threw a TD pass to Darren Carrington.

Who Stood Out: On a night when Mariota wasn't particularly sharp, completing 19-of-30 passes for 258 yards, the Ducks pounded away in the running game. Oregon rushed 46 times for 267 yards, averaging 5.8 yards per carry after averaging 2.6 against Stanford a year earlier. Royce Freeman nearly had his fourth straight 100-yard effort, finishing with 98 yards, and Tyner added 63 yards with two touchdowns. Defensively, Dargan added a forced fumble to set up Mariota's rushing touchdown early in the fourth quarter. Dargan also led the Ducks with 12 tackles.

What It Means: Oregon (8-1, 5-1 Pac-12) took a two-game lead over Stanford (5-4, 3-3) in the race for the Pac-12 North title, with three games remaining for each. The Ducks also remained in the thick of the race for the College Football Playoff field, on a night when No. 3 Auburn beat No. 4 Mississippi in the SEC.

Odds and Ends: Tyner, Arik Armstead and Matt Wogan all returned to the lineup after not traveling to California the week before. Armstead had two tackles in the first half, and Wogan handled kickoffs. ... Keanon Lowe returned to the starting lineup after a two-game absence and had two catches for 31 yards. ... Aidan Schneider's 40-yard field goal in the first half was Oregon's longest in either of the past two seasons. ... The sellout was the 102nd in a row at Autzen Stadium.

Stanford Oregon		6	7	3	0	16	Record: (5-4, 3-3)
		14	10	7	14	45	Record: (8-1, 5-1)
1st	10:52	ORE	Nelson, C.	6 yd pass from Mariota, M. (Schneider, A. kick), 14-75	4:08	STAN 0 - ORE 7	
	08:20	STAN	Williamson, J.	47 yd field goal, 7-33	2:32	STAN 3 - ORE 7	
	06:17	ORE	Mariota, Marcus	22 yd run (Schneider, A. kick), 7-75	2:03	STAN 3 - ORE 14	
	00:35	STAN	Williamson, J.	43 yd field goal, 11-55	5:42	STAN 6 - ORE 14	
2nd	11:50	ORE	Tyner, Thomas	1 yd run (Schneider, A. kick), 13-75	3:45	STAN 6 - ORE 21	
	06:32	ORE	Schneider, A.	40 yd field goal, 10-52	2:01	STAN 6 - ORE 24	
	01:01	STAN	Skov, P.	1 yd run (Williamson, J. kick), 12-75	5:31	STAN 13 - ORE 24	
3rd	02:30	STAN	Williamson, J.	25 yd field goal, 10-52	5:50	STAN 16 - ORE 24	
	00:03	ORE	Tyner, Thomas	21 yd run (Schneider, A. kick), 7-75	2:27	STAN 16 - ORE 31	
4th	12:47	ORE	Mariota, Marcus	7 yd run (Schneider, A. kick), 2-51	0:35	STAN 16 - ORE 38	
	09:20	ORE	Carrington, D.	25 yd pass from Mariota (Schneider kick), 6-58	2:32	STAN 16 - ORE 45	
RUSHING: Stanford-Hogan, K 11-42; Wright, R 11-33; Young, K 4-28; Montgomery, T 3-26; Sanders, B 6-2; Skov, P 2-2; McCaffrey, C 1-0; Team 1-minus 1. Oregon Ducks-Freeman, Royce 19-98; Mariota, Marcus 9-85; Tyner, Thomas 10-63; Nelson, Charles 1-11; Benoit, Kani 3-11; Marshall, Byron 1-1; Bassett, Kenny 1-1; TEAM 2-minus 3.							
PASSING: Stanford-Hogan, K 21-29-1-237; Crower, E 2-4-0-59. Oregon Ducks-Mariota, Marcus 19-30-1-258; Lockie, Jeff 0-1-0-0.							
RECEIVING: Stanford-Montgomery, T 7-35; Cajuste, D 5-116; Hooper, A 5-62; Rector, M 4-63; Young, K 1-10; McCaffrey, C 1-10. Oregon Ducks-Carrington, D. 4-58; Freeman, Royce 3-52; Stanford, D. 3-27; Brown, Pharaoh 2-36; Lowe, Keanon 2-31; Allen, Devon 2-30; Marshall, Byron 2-18; Nelson, Charles 1-6.							
INTERCEPTIONS: Stanford-Carter, A 1-0. Oregon Ducks-Dargan, Erick 1-0.							
FUMBLES: Stanford-Hogan, K 1-1. Oregon Ducks-None.							
SACKS (UA-A): Stanford-Martinez, B 1-0. Oregon Ducks-Washington, T. 1-0; French, C. 1-0.							
TACKLES (UA-A): Stanford-Martinez, B 9-5; Richards, J 6-7; Olugbode, K 4-2; Tarpley, AJ 3-2; Carter, A 3-1; Anderson, H 2-2; Anderson, K 2-2; Lyons, W 2-1; Davis, N 1-2; Harris, R 1-2; Alexander, T 0-3; Lueders, B 1-1; Parry, D 0-2; Shuler, G 1-0; Vaughters, J 1-0; Jones, C 1-0; Phillips, H 0-1; Kalambayi, P 0-1; Skov, P 0-1; Kaumatule, L 0-1. Oregon Ducks-Dargan, Erick 9-3; Ekpre-Okom, I. 6-3; Walker, Joe 6-3; Daniels, Reggie 5-1; Hardrick, R. 3-3; Hill, Troy 4-1; Washington, T. 3-2; Malone, Derrick 2-2; Coleman, Tyson 2-1; Kamp, Sam 1-2; Buckner, D. 1-1; Armstead, Arik 1-1; Robinson, Tyree 1-1; Mattingly, D. 1-0; Allen, Devon 1-0; French, C. 1-0; Seisay, Chris 1-0; Nelson, Charles 0-1; Prevot, T. 0-1; Mathis, Dior 0-1; Williams, J. 0-1; Mondeaux, Henry 0-1; Bassett, Kenny 0-1.							
TEAM STATISTICS		STAN		ORE			
FIRST DOWNS		24		30			
RUSHES-YARDS (NET)		39-132		46-267			
PASSING YDS (NET)		296		258			
Passes Att-Comp-Int		33-23-1		31-19-1			
TOTAL OFFENSE PLAYS-YARDS		72-428		77-525			
Fumble Returns-Yards		0-0		1-21			
Punt Returns-Yards		0-0		1-2			
Kickoff Returns-Yards		6-139		1-17			
Interception Returns-Yards		1-0		1-0			
Punts (Number-Avg)		2-35.0		2-37.5			
Fumbles-Lost		1-1		0-0			
Penalties-Yards		7-53		7-60			
Possession Time		35:38		24:22			
Third-Down Conversions		6 of 13		8 of 13			
Fourth-Down Conversions		0 of 2		1 of 1			
Red-Zone Scores-Chances		2-3		4-4			
Sacks By: Number-Yards		1-7		2-16			



Game 10 - Nov. 8

#5 OREGON 51
#20 UTAH 27

Salt Lake City, Utah (47,528)
Rice-Eccles Stadium
52 degrees, partly cloudy

SALT LAKE CITY — One of the craziest plays in recent UO football history, a 100-yard fumble return for a touchdown after a Utes receiver fumbled while crossing the goal line, sparked the fifth-ranked Ducks (No. 4 CFP) to a 51-27 victory over No. 17 Utah before 47,528 fans in Rice-Eccles Stadium. The win clinched the Pac-12 North for Oregon, putting the Ducks into the Pac-12 title game.

How it Happened: Utah scored on its first possession, with athletic quarterback Kendal Thompson directing the offense, while Oregon's only offense early on was the running of Marcus Mariota. Thompson left the game with an apparent injury, and replacement Travis Wilson threw a long pass that was poised to put the Utes up two touchdowns — until Kaelin Clay fumbled at the end of a potential 79-yard touchdown reception, dropping the ball prematurely as he crossed the goal line. Erick Dargan picked it up, and Joe Walker eventually ended up with the ball before returning it 100 yards for the game-tying touchdown.

That 14-point swing on one play completely changed the game's momentum. Utah didn't score again until a field goal at the halftime gun, ending a run of 24 straight points for Oregon. The Ducks countered the Utes' high-pressure front seven by using quick passes to drive to touchdowns by Dwayne Stanford and Pharaoh Brown, and Aidan Schneider kicked a 39-yard field goal.

Early in the second half, the Utes converted a Mariota fumble into a field goal to get within 24-13. The Ducks matched it with Schneider's second of the night for a 27-13 advantage. Schneider answered a Utah touchdown with a 42-yard field goal early in the fourth quarter, and Oregon's lead was 30-20. Utah again responded to a UO field goal with a touchdown to make it 30-27, using prolific running back Devontae Booker well in the passing game. But the Ducks drove to Stanford's second scoring reception of the night for a 37-27 edge.

Who Stood Out: It was an historic night for Mariota, who became the first UO quarterback ever to pass for 9,000 yards in his career, completing 17-of-29 on the night for 239 yards and three touchdowns. Stanford had two touchdowns for the second time in the last three games. Walker made another big play in the fourth quarter with Oregon up 37-27, stopping Booker for no gain on a screen pass that forced Utah to settle for a field-goal attempt that his the upright.

What It Means: Oregon will play in the Pac-12 title game on Dec. 5 in Santa Clara, Calif. The opponent will be the winner of the Pac-12 South, at this point projected to be any one of four teams. Nationally, on a night when No. 3 Auburn lost to Texas A&M, the fourth-ranked Ducks held serve on the road to also remain in the thick of the race for a College Football Playoff berth.

Odds and Ends: Mariota's first TD pass, to Stanford on a fourth-down play in the second quarter, gave him one in all 36 games of his career, matching the third-longest streak in NCAA history. ... Chris Seisay and Troy Hill were Oregon's cornerbacks for the second half.

... Tyree Robinson made the start at safety, but Dargan entered on the Utes' first drive after being slow to get up following the opening kickoff. ... Tyrell Crosby made his fourth start of the season at offensive tackle, in place of Matt Pierson, who didn't make the trip.

Oregon	0	24	3	24	51	Record: (9-1, 6-1)
Utah	7	3	10	7	27	Record: (6-3, 3-3)

1st	10:25	UTAH	Pooler, Bubba 8 yd run (Phillips, Andy kick), 9-51 4:35, ORE 0 - UTAH 7
2nd	14:34	ORE	Walker, Joe 100 yd fumble recovery (Schneider, A. kick), , ORE 7 - UTAH 7
	09:54	ORE	Stanford, D. 3 yd pass from Mariota, M. (Schneider kick), 8-41 2:43, ORE 14 - UTAH 7
	04:51	ORE	Brown, P. 6 yd pass from Mariota, M. (Schneider, A. kick), 7-80 1:55, ORE 21 - UTAH 7
	02:06	ORE	Schneider, A. 39 yd field goal, 4-0 1:19, ORE 24 - UTAH 7
	00:00	UTAH	Phillips, Andy 32 yd field goal, 12-61 1:58, ORE 24 - UTAH 10
3rd	10:58	UTAH	Phillips, Andy 28 yd field goal, 4-5 1:22, ORE 24 - UTAH 13
	08:35	ORE	Schneider, A. 31 yd field goal, 8-61 2:23, ORE 27 - UTAH 13
	03:28	UTAH	Booker, D. 27 yd pass from Wilson, T. (Phillips kick), 6-69 2:29, ORE 27 - UTAH 20
4th	14:12	ORE	Schneider, A. 42 yd field goal, 12-56 4:11, ORE 30 - UTAH 20
	11:48	UTAH	Tonga, W. 13 yd pass from Wilson, T. (Phillips kick), 5-83 2:19, ORE 30 - UTAH 27
	10:29	ORE	Stanford, D. 34 yd pass from Mariota (Schneider kick), 5-75 1:19, ORE 37 - UTAH 27
	04:51	ORE	Mariota, Marcus 1 yd run (Schneider, A. kick), 9-69 3:28, ORE 44 - UTAH 27
	04:24	ORE	Freeman, Royce 11 yd run (Schneider, A. kick), 1-11 0:07, ORE 51 - UTAH 27

RUSHING: Oregon Ducks-Mariota, Marcus 18-114; Freeman, Royce 15-99; Tyner, Thomas 12-45; Bassett, Kenny 2-10; Nelson, Charles 1-3; Marshall, Byron 1-0; TEAM 1-minus 2. Utah-Booker, Devontae 18-65; Thompson, Kendal 5-28; Wilson, Travis 8-14; Pooler, Bubba 3-13; Hatfield, Dom. 1-0.

PASSING: Oregon Ducks-Mariota, Marcus 17-29-0-239. Utah-Wilson, Travis 18-28-2-297; Thompson, Kendal 4-5-0-23.

RECEIVING: Oregon Ducks-Marshall, Byron 6-56; Brown, Pharaoh 3-40; Allen, Devon 2-69; Stanford, D. 2-37; Lowe, Keanon 2-20; Nelson, Charles 1-11; Freeman, Royce 1-6. Utah-Booker, Devontae 8-110; Clay, Kaelin 5-152; Scott, Kenneth 3-22; Patrick, Tim 3-21; Pooler, Bubba 2-2; Tonga, Westlee 1-13.

INTERCEPTIONS: Oregon Ducks-Hill, Troy 1-22; Coleman, Tyson 1-0. Utah-None.

FUMBLES: Oregon Ducks-Mariota, Marcus 2-1; Dargan, Erick 1-0; Allen, Devon 1-0. Utah-Booker, Devontae 2-1; Clay, Kaelin 1-1.

SACKS (UA-A): Oregon Ducks-Buckner, D. 0-1; Malone, Derrick 0-1. Utah-Lotulelei, Lowe 2-0; Orchard, Nate 1-0; Paul, Gionni 1-0.

TACKLES (UA-A): Oregon Ducks-Malone, Derrick 4-4; Hill, Troy 6-1; Hardrick, R. 4-2; Coleman, Tyson 2-4; Walker, Joe 5-0; Armstead, Arik 3-2; Dargan, Erick 3-2; Washington, T. 4-0; Williams, J. 3-1; Buckner, D. 3-1; Seisay, Chris 2-1; Ekpre-Olomu, I. 2-0; Prevot, T. 1-1; French, C. 0-2; Bassett, Kenny 0-2; Daniels, Reggie 1-0; Mattingly, D. 1-0; Robinson, Tyree 1-0; Wogan, Matt 1-0; Kamp, Sam 1-0; Grasu, Hroniss 1-0; Talia, Tui 0-1; Nelson, Charles 0-1; Springs, Arrion 0-1. Utah-Norris, Jared 4-7; Williams, Marcus 7-2; Orchard, Nate 3-5; Rowe, Eric 6-1; Blechen, Brian 4-3; Paul, Gionni 4-3; Lotulelei, Lowe 4-2; Ianu, Sese 1-4; Thomas, Justin 3-1; Dimick, Hunter 2-2; Fanaika, Jason 1-2; Johnson, Chandi 1-1; Hackett, Tom 1-0; McClellon, Del. 1-0; Orpheus, Davion 1-0; Drews, Christian 0-1; Fauonuku, Vilis 0-1; Hale, Jacoby 0-1.

TEAM STATISTICS	ORE	UTAH
FIRST DOWNS	27	17
RUSHES-YARDS (NET)	50-269	35-120
PASSING YDS (NET)	239	320
Passes Att-Comp-Int	29-17-0	33-22-2
TOTAL OFFENSE PLAYS-YARDS	79-508	68-440
Fumble Returns-Yards	1-100	1-5
Punt Returns-Yards	2-87	0-0
Kickoff Returns-Yards	1-19	9-218
Interception Returns-Yards	2-22	0-0
Punts (Number-Avg)	1-41.0	3-50.3
Fumbles-Lost	4-1	3-2
Penalties-Yards	8-73	3-31
Possession Time	30:25	29:35
Third-Down Conversions	4 of 13	5 of 15
Fourth-Down Conversions	2 of 4	1 of 2
Red-Zone Scores-Chances	7-9	4-4
Sacks By: Number-Yards	1-10	4-28



Game 11 - Nov. 22

COLORADO 10
#3 OREGON 55

Eugene, Ore. (55,891)
Autzen Stadium
52 degrees, mostly cloudy

EUGENE, Ore. — Oregon celebrated senior day in style, beating Colorado 44-10 at Autzen Stadium in another record-setting day for junior quarter-

back Marcus Mariota.

How It Happened: The Ducks put together perhaps their most dominating performance of the season, rolling up 597 yards of offense and allowing just 226. Touchdowns on four of Oregon's first five drives put the game out of reach early, with Royce Freeman rushing for two first-half touchdowns and Mariota adding a rushing touchdown and a passing TD, to Charles Nelson. The Buffs were 1-of-2 on field-goal attempts in the first half, and Oregon closed the half with a Matt Wogan field goal to lead 30-3.

In the third quarter, new starting tight end Evan Baylis — a Colorado native — had his first career touchdown reception. That was the 41st touchdown play Mariota was involved in on the season, tying Matt Barkley's Pac-12 record, and Mariota broke it later in the quarter with another scoring pass to Nelson. With the Ducks up 44-10, Mariota took the field for their first snap of the fourth quarter, handed off and then was pulled from the game for backup Jeff Lockie. Mariota was noncommittal after the game about his future, but the junior conceded that, "If this was my last game at Autzen, it was truly special."

Who Stood Out: Mariota accounted for 396 yards of offense and four touchdowns, in the process becoming just the sixth player in major college history with 9,000 career passing yards and 2,000 rushing yards. Freeman extended his UO true freshman rushing record, surpassing 1,000 yards for the season with 105 on Saturday. Erick Dargan led the dominating defensive performance with seven tackles, while Joe Walker and Arik Armstead each posted a sack. Hamani Stevens filled in for Hroniss Grasu at center and kept the offense moving at a rapid tempo.

What It Means: Oregon (10-1, 7-1 Pac-12) maintained momentum after having previously clinched the Pac-12 North title. The Ducks won a 10th game for the seventh straight season, improving to 21-3 under coach Mark Helfrich. Colorado fell to 2-9 overall, 0-8 in conference.

Odds and Ends: With Stevens at center, Doug Brenner entered the starting lineup at left guard, though Jake Pisarick played a considerable amount of reps at that spot, too. ... Junior offensive tackle Andre Yruretagoyena rotated at right tackle with Tyrell Crosby, taking the field for the first time since September. ... Long snapper Devin Melendez became the 11th true freshman to play in 2014. ... Running back Thomas Tyner did not play. ... Oregon was a phenomenal 9-of-15 on third down. ... Neither team had a turnover.

Colorado	0	3	7	0	10	Record: (2-9, 0-8)
Oregon	13	17	14	0	44	Record: (10-1, 7-1)

1st	10:48	ORE	Freeman, Royce 20 yd run (Alie, Taylor pass failed), 8-68 2:18, COLO 0 - ORE 6
	00:10	ORE	Mariota, Marcus 46 yd run (Wogan, Matt kick), 3-54 0:47, COLO 0 - ORE 13
2nd	10:06	ORE	Freeman, Royce 7 yd run (Wogan, Matt kick), 11-94 3:14, COLO 0 - ORE 20
	06:18	COLO	Oliver, Will 23 yd field goal, 9-66 3:48, COLO 3 - ORE 20
	05:06	ORE	Nelson, C. 31 yd pass from Mariota (Wogan, Matt kick), 4-56 1:12, COLO 3 - ORE 27
	00:42	ORE	Wogan, Matt 25 yd field goal, 11-63 2:28, COLO 3 - ORE 30
3rd	03:53	ORE	Baylis, E. 15 yd pass from Mariota (Wogan, Matt kick), 6-60 2:07, COLO 3 - ORE 37
	01:54	COLO	Lee, D. 5 yd pass from Liufau, Sefo (Oliver, Will kick), 5-55 1:59, COLO 10 - ORE 37
	00:15	ORE	Nelson, C. 14 yd pass from Mariota (Wogan, Matt kick), 5-65 1:39, COLO 10 - ORE 44

RUSHING: Colorado-Powell, Christia 5-51; Lindsay, Phillip 11-49; Jones, Tony 8-24; Gehrke, Jordan 6-minus 3. Oregon Ducks-Freeman, Royce 17-105; Mariota, Marcus 8-73; Bassett, Kenny 5-27; Allen, Devon 1-21; Roseberry, Lane 2-13; Marshall, Byron 3-11; Forde, Ayele 1-6; Benoit, Kani 3-6; Lockie, Jeff 1-3.

PASSING: Colorado-Gehrke, Jordan 9-18-0-64; Liufau, Sefo 7-14-0-41. Oregon Ducks-Mariota, Marcus 24-32-0-323; Lockie, Jeff 2-4-0-9.

RECEIVING: Colorado-Lindsay, Phillip 4-26; Jones, Tony 3-18; Spruce, Nelson 2-16; Lee, Donovan 2-16; Bobo, Bryce 2-11; Slavin, Kyle 1-11; Fields, Shay 1-6; Powell, Christia 1-1. Oregon Ducks-Marshall, Byron 4-65; Stanford, D. 4-50; Lowe, Keanon 4-42; Nelson, Charles 3-62; Carrington, D. 3-41; Allen, Devon 3-27; Baylis, Evan 2-33; Schuller, Zac 2-9; Freeman, Royce 1-3.


INTERCEPTIONS: Colorado-None. Oregon Ducks-None.

FUMBLES: Colorado-None. Oregon Ducks-None.

SACKS (UA-A): Colorado-TEAM 1-0; Gilbert, Jimmie 1-0. Oregon Ducks-Walker, Joe 1-0; Armstead, Arik 1-0.

TACKLES (UA-A): Colorado-Moeller, Ryan 13-1; Smith, Terrel 8-2; Severson, Ryan 3-3; Gillam, Addison 3-3; Solis, Justin 1-4; Lindsay, Phillip 3-0; Olugbode, Kennet 3-0; Parker, Juda 1-2; Shaver, Christia 0-3; Crawley, Ken 2-0; Walker, John 2-0; Greer III, Wood 1-1; Murphy, Jordan 1-1; Frazier, George 1-1; Gilbert, Jimmie 1-1; Tupou, Josh 1-1; TEAM 1-0; McCartney, Derek 1-0; Lopez, Eddy 0-1; Coleman, Timothy 0-1; Lee, Donovan 0-1. Oregon Ducks-Dargan, Erick 4-3; Buckner, D. 3-2; Prevot, T. 3-1; Malone, Derrick 2-2; Washington, T. 2-2; Daniels, Reggie 3-0; Walker, Joe 2-1; Armstead, Arik 2-1; Ekpre-Okumu, I. 1-2; Coleman, Tyson 1-2; Robinson, Tyree 2-0; Ragin, Johnny 1-1; Talia, Tui 1-1; French, C. 0-2; Hill, Troy 1-0; Bassett, Kenny 1-0; Mathis, Dior 1-0; Williams, Ju. 1-0; Swain, Jimmie 1-0; Hollins, Justin 1-0; Seisay, Chris 1-0; Mondeaux, Henry 0-1; Hardrick, R. 0-1; Maloata, Austin 0-1; Nelson, Charles 0-1.

TEAM STATISTICS	COLO	ORE
FIRST DOWNS	14	30
RUSHES-YARDS (NET)	30-121	41-265
PASSING YDS (NET)	105	332
Passes Att-Comp-Int	32-16-0	36-26-0
TOTAL OFFENSE PLAYS-YARDS	62-226	77-597
Fumble Returns-Yards	0-0	0-0
Punt Returns-Yards	0-0	3-21
Kickoff Returns-Yards	7-142	1-20
Interception Returns-Yards	0-0	0-0
Punts (Number-Avg)	8-48.4	3-45.3
Fumbles-Lost	0-0	0-0
Penalties-Yards	4-36	8-98
Possession Time	31:40	28:20
Third-Down Conversions	4 of 15	9 of 15
Fourth-Down Conversions	0 of 1	1 of 2
Red-Zone Scores-Chances	2-2	5-6
Sacks By: Number-Yards	2-8	2-9



Game 12 - Nov. 29

#3 OREGON 47
OREGON STATE 19

Corvallis, Ore. (45,722)
Reser Stadium
40 degrees, clear

CORVALLIS, Ore. — Oregon dominated its rival to maintain its position in the thick of the national championship race, beating Oregon State 47-19 before 45,722 in Reser Stadium.

How It Happened: The Ducks scored early and often, with Marcus Mariota accounting for four touchdowns in the first half alone and six for the game, bolstering his case as a Heisman Trophy candidate. Charles Nelson caught a 29-yard TD pass on a wheel route just minutes into the game, Royce Freeman showed off soft hands to haul in a 12-yard screen pass for a score and Byron Marshall shrugged off a defender for a 77-yard TD reception from Mariota, all in the first half as the Ducks built a 30-3 halftime lead.

Oregon dominated the line of scrimmage on both sides, with the defense making two stops on fourth-and-one in the first half, and the offensive line providing huge holes in the run game and ample time for Mariota in the passing game. The second half was played nearly even, with the Ducks outscoring the Beavers 17-16. Mariota had his second rushing touchdown in the third quarter, and his second TD pass of the night to Nelson in the fourth quarter.

Who Stood Out: Mariota finished the night 19-of-25 passing for 367 and four touchdowns, a level of efficiency approaching his performance earlier in the season at Washington State. He also ran for 39 yards, surpassing 4,000 yards of total offense for the season; that's the second time Mariota has done so in his career, the only two times it's happened at Oregon. Freeman surpassed 100 rushing yards for the fifth time, running for 135 on the night. Marshall caught six passes for 131 yards and a score, giving him 56 receptions for the season, in the top 10 at Oregon for a single season. Matt Wogan made two field goals, and Derrick Malone Jr. had seven tackles to lead a balanced defensive effort.

What It Means: The Ducks completed an 11-1 regular season, winning 11 regular-season games for the third time in school history, all in the last five years. Oregon heads to the Pac-12 title game next week needing to win to solidify a spot in the inaugural College Football Playoff.

Odds and Ends: Freeman became the 12th different UO player to catch a touchdown pass this season, tied for most in the country with Mississippi State. ... Mariota threw a touchdown in his 38th straight game, the most by any player in FBS history to start his career. ... Offensive lineman Matt Pierson returned to action after a two-game absence. Tanner Carew returned after missing the Colorado game and snapped for placekicks Saturday, with Devin Melendez handling punts. ... The Ducks ran a gadget play several times that involved Nelson taking a direct snap and handing off to Mariota, who threw a pass on one of them. ... Regulars Hroniss Grasu, Keanon Lowe and Thomas Tyner were on the sideline but did not participate.

Oregon	9	21	10	7	47	Record: (11-1, 8-1)
Oregon State	0	3	7	9	19	Record: (5-7, 2-7)

1st	12:27	ORE	Nelson, C. 29 yd pass from Mariota, M. (Alie, T. rush failed), 9-71 2:33, ORE 6 - OSU 0
	07:01	ORE	Wogan, Matt 30 yd field goal, 7-56 2:23, ORE 9 - OSU 0
2nd	14:32	ORE	Freeman, R. 12 yd pass from Mariota (Wogan, M. kick), 10-70 3:46, ORE 16 - OSU 0
	12:22	ORE	Marshall, B. 77 yd pass from Mariota (Wogan, Matt kick), 3-80 0:39, ORE 23 - OSU 0
	09:48	ORE	Mariota, Marcus 23 yd run (Wogan, Matt kick), 5-67 2:04, ORE 30 - OSU 0
	00:00	OSU	Owens, Garrett 39 yd field goal, 14-74 4:38, ORE 30 - OSU 3
3rd	10:03	ORE	Wogan, Matt 22 yd field goal, 7-63 2:02, ORE 33 - OSU 3
	05:46	OSU	Jarmon, H. 20 yd pass from Mannion, S. (Owens kick), 11-65 4:07, ORE 33 - OSU 10
	02:19	ORE	Mariota, Marcus 1 yd run (Wogan, Matt kick), 7-72 3:20, ORE 40 - OSU 10
4th	14:08	OSU	Woods, Storm 3 yd run (Owens, Garrett kick), 8-65 3:01, ORE 40 - OSU 17
	06:45	ORE	Nelson, Charles 27 yd pass from Mariota (Wogan kick), 8-59 3:45, ORE 47 - OSU 17
	04:03	OSU	TEAM safety, , ORE 47 - OSU 19

RUSHING: Oregon Ducks-Freeman, Royce 22-135; Mariota, Marcus 10-39; Marshall, Byron 2-34; Bassett, Kenny 1-6; Jones, J.J. 2-minus 4; Nelson, Charles 2-minus 6; TEAM 1-minus 6. Oregon State-Woods, Storm 22-128; Haskins, Damien 4-17; Anderson, Tyler 2-4; Mannion, Sean 4-minus 3.

PASSING: Oregon Ducks-Mariota, Marcus 19-25-0-367. Oregon State-Mannion, Sean 19-39-0-162; Del Rio, Luke 4-7-0-54; TEAM 0-1-0-0.

RECEIVING: Oregon Ducks-Marshall, Byron 6-131; Stanford, D. 5-76; Nelson, Charles 2-56; Allen, Devon 2-25; Freeman, Royce 2-19; Carrington, D. 1-58; Baylis, Evan 1-2. Oregon State-Woods, Storm 6-58; Bolden, Victor 4-13; Jarmon, Hunter 3-36; Dockery, Rahmel 2-22; Anderson, Tyler 2-16; Wark, Jacob 1-25; Gilmore, Malik 1-15; Haskins, Damien 1-13; Hamlett, Connor 1-7; Villamin, J. 1-6; Ortiz, Ricky 1-5.

INTERCEPTIONS: Colorado-None. Oregon Ducks-None.

FUMBLES: Oregon Ducks-Hollins, Justin 1-1; TEAM 1-0. Oregon State-Anderson, Tyler 1-1.

SACKS (UA-A): Oregon Ducks-French, C. 1-0; Prevot, T. 1-0. Oregon State-Alexander, D.J. 1-0; Noland-Lewis, C 1-0; Delva, Bud 1-0; Barnett, L. 1-0.

TACKLES (UA-A): Oregon Ducks-Malone, Derrick 3-4; Coleman, Tyson 4-2; Prevot, T. 3-2; Daniels, Reggie 2-3; Ekpre-Olomu, I. 4-0; Hill, Troy 4-0; Dargan, Erick 0-4; Talia, Tui 3-0; Dixon, Issac 3-0; Mattingly, D. 2-1; Hardrick, R. 2-1; Washington, T. 2-1; Armstead, Arik 2-1; Ragin, Johnny 2-1; Nelson, Charles 1-1; French, C. 1-1; Williams, Ju. 1-1; Walker, Joe 1-1; Schuller, Zac 1-1; Swain, Jimmie 1-0; Freeman, Royce 1-0; Robinson, Tyree 1-0; Seisay, Chris 1-0; Bassett, Kenny 1-0; Balducci, Alex 1-0; Mondeaux, Henry 1-0; Forde, Ayele 1-0; Mathis, Dior 0-1; Buckner, D. 0-1; Daniel, T.J. 0-1. Oregon State-Zimmerman, Ty 6-2; Alexander, D.J. 6-1; Doctor, Michael 4-3; Wynn, Dylan 4-3; Murphy, Ryan 4-3; Johnson, Jabral 3-2; Nelson, Steven 3-1; Scott, Larry 2-2; Hautau, Siale 0-4; Strong, Justin 3-0; Noland-Lewis, C 3-0; Delva, Bud 1-2; Ortiz, Ricky 1-1; Gwacham, Obum 1-1; Grimble, Jalen 0-2; Barnett, L. 1-0; Anderson, Tyler 1-0; James, Jaswha 0-1; Pritchard, Iona 0-1; Mageo, Rommel 0-1.

TEAM STATISTICS	ORE	OSU
FIRST DOWNS	26	21
RUSHES-YARDS (NET)	40-198	32-146
PASSING YDS (NET)	367	216
Passes Att-Comp-Int	25-19-0	47-23-0
TOTAL OFFENSE PLAYS-YARDS	65-565	79-362
Fumble Returns-Yards	1-0	0-0
Punt Returns-Yards	3-6	0-0
Kickoff Returns-Yards	3-66	10-229
Interception Returns-Yards	0-0	0-0
Punts (Number-Avg)	2-39.0	6-41.7
Fumbles-Lost	2-1	1-1
Penalties-Yards	8-77	7-75
Possession Time	26:31	33:29
Third-Down Conversions	4 of 11	7 of 18
Fourth-Down Conversions	2 of 2	2 of 5
Red-Zone Scores-Chances	4-4	3-5
Sacks By: Number-Yards	2-16	4-19



Game 13 - Dec. 5

#8 ARIZONA 13
#3 OREGON 51

Santa Clara, Calif. (45,618)
 Levi's Stadium
 60 degrees, showers

SANTA CLARA, Ore. — Behind an inspired defensive effort and a balanced offense, Oregon brought home its first Pac-12 championship in three years and avenged consecutive losses to Arizona with a 51-13 win over the Wildcats in the conference title game at Levi's Stadium. The victory all but assured the Ducks' place in the inaugural College Football Playoff field on New Year's Day.

How It Happened: The UO offense struggled with penalties and settled for field goals early, but Oregon's defense opened with what has to be considered one of the greatest halves of football in school history. The Ducks held Arizona to 25 yards in the first half, including minus-nine rushing. They took a 23-0 lead into halftime, the third straight game Oregon led at least 20-0. Marcus Mariota rushed for two touchdowns and Aidan Schneider was 3-of-4 on field-goal attempts, more than enough to back a defense that forced six straight three-and-outs to end the half, on which Arizona netted a total of minus-two yards.

Mariota extended his FBS record streak of 39 straight games with a TD pass to start his career early in the second half, hitting Devon Allen for the redshirt freshman's first receiving score since the Arizona game in the regular season. The UO defense lost its shutout on a busted coverage moments later, Arizona scoring on a long touchdown pass by backup quarterback Jesse Scroggins when the Ducks had a miscommunication that left a receiver wide open. But ultimately the Wildcats couldn't sustain anything on what was an impressive night for the Oregon defense. The Ducks, meanwhile, kept rolling, with another Mariota rushing touchdown and a TD reception by Darren Carrington in the third quarter for a 44-7 lead.

Who Stood Out: Arizona came into the game averaging nearly 500 yards of offense, but the Wildcats finished Friday with just 224, including 111 rushing. Mariota accounted for five touchdowns, rushing for three in a single game for the first time in his career. Royce Freeman exceeded 100 rushing yards for the third straight game and sixth time overall, and Charles Nelson had 199 all-purpose yards. Carrington started at wideout and led the Ducks with seven catches for 126 yards, with a touchdown.

Shop Championship GearWhat It Means: Oregon (12-1) extended its winning streak to eight games, and is a win away from establishing a school record of 13 victories. The Ducks entered the evening ranked No. 2 by the College Football Playoff selection committee, and will watch Saturday's SEC and ACC title games to see if they have a chance to enter the postseason at No. 1 in the country.

Odds and Ends: Mariota reached 12,000 yards of total offense, 10,000 career passing yards and 100 career passing touchdowns over the course of the evening. He extended his own school records in all three categories. ... Carrington started in place of Dwayne Stanford at receiver. Stanford was in uniform but didn't see the field. ... Matt Pierson made his first career start at guard. ... Johnathan

Lloyd was the first-string punt returner. ... The Ducks survived a rash of penalties, including at least one on each starting offensive line-man in the first half.

Arizona	0	0	7	6	13	Record: (10-3)
Oregon	6	17	21	7	51	Record: (12-1)

1st	11:30	ORE	Schneider, A. 34 yd field goal, 10-64 3:39, ARIZ 0 - ORE 3
	07:55	ORE	Schneider, A. 22 yd field goal, 10-32 3:26, ARIZ 0 - ORE 6
2nd	07:27	ORE	Mariota, Marcus 7 yd run (Schneider, A. kick), 5-39 1:10, ARIZ 0 - ORE 13
	01:34	ORE	Mariota, Marcus 4 yd run (Schneider, A. kick), 6-79 2:21, ARIZ 0 - ORE 20
	00:00	ORE	Schneider, A. 31 yd field goal, 7-63 1:07, ARIZ 0 - ORE 23
3rd	10:37	ORE	Allen, D. 4 yd pass from Mariota, M. (Schneider, A. kick), 6-47 2:00, ARIZ 0 - ORE 30
	09:34	ARIZ	Jones, C. 69 yd pass from Scroggins, J. (Skowron, C. kick), 2-70 0:54, ARIZ 7 - ORE 30
	07:59	ORE	Carrington 11 yd pass from Mariota (Schneider, A. kick), 4-68 1:24, ARIZ 7 - ORE 37
	04:54	ORE	Mariota, Marcus 1 yd run (Schneider, A. kick), 5-23 1:39, ARIZ 7 - ORE 44
4th	04:12	ORE	Bassett, Kenny 19 yd run (Schneider, A. kick), 10-64 6:07, ARIZ 7 - ORE 51
	00:00	ARIZ	Randall, J. 25 yd run, 1-25 0:07, ARIZ 13 - ORE 51

RUSHING: Arizona-Randall, J. 10-81; Wilson, N. 13-26; Jones-Grigsby 2-15; Scroggins, J. 4-12; Solomon, A. 6-minus 23. Oregon Ducks-Freeman, Royce 21-114; Nelson, Charles 4-44; Bassett, Kenny 5-40; Mariota, Marcus 10-33; Marshall, Byron 6-31; Benoit, Kani 4-24; Lowe, Keanon 1-9; Forde, Ayele 1-5; Roseberry, Lane 2-1.

PASSING: Arizona-Solomon, A. 6-12-0-34; Scroggins, J. 3-11-1-79; Randall, J. 0-3-0-0. Oregon Ducks-Mariota, Marcus 25-38-0-313; Lockie, Jeff 2-2-0-13.

RECEIVING: Arizona-Hill, A. 3-19; Jones, C. 2-71; Griffey, T. 1-10; Richards, D. 1-6; Grant, S. 1-4; Neal, D. 1-3. Oregon Ducks-Carrington, D. 7-126; Nelson, Charles 7-104; Allen, Devon 5-46; Marshall, Byron 5-23; Lloyd, Johnathan 2-13; Freeman, Royce 1-14.

INTERCEPTIONS: Arizona-None. Oregon Ducks-Dargan, Erick 1-24.

FUMBLES: Arizona-Johnson, T. 1-1. Oregon Ducks-Marshall, Byron 1-0.

SACKS (UA-A): Arizona-None. Oregon Ducks-Buckner, D. 0-2; Prevot, T. 0-1; Ava, Isaac 1-0; Armstead, Arik 0-1; Washington, T. 1-0.

TACKLES (UA-A): Arizona-Tevis, J. 10-5; Wright III, S. 6-8; Bondurant, T. 4-7; Grandon, J. 4-4; Parks, W. 6-1; Ippolito, C. 5-1; McKnight, J. 4-1; Gilbert, R. 2-3; Turituri, D. 3-1; Fuimaono, S. 2-2; Pettinato, D. 2-2; Zellers, P. 0-3; Hobson, H. 2-0; Worthy, J. 0-2; McCall Jr., J. 1-0; Wood, T. 1-0; Hehr, C. 1-0; Allah, J. 1-0; Brady, B. 1-0; Lopez, A. 1-0. Oregon Ducks-Buckner, D. 1-7; Ekpre-Olomu, I. 4-1; Walker, Joe 3-2; Washington, T. 3-2; Hardrick, R. 3-0; Mattingly, D. 1-2; Malone, Derrick 1-2; Armstead, Arik 1-2; Daniels, Reggie 2-0; Ava, Isaac 2-0; Talia, Tui 2-0; Hill, Troy 2-0; Forde, Ayele 1-1; Seisay, Chris 1-1; Kamp, Sam 1-1; Prevot, T. 1-1; Hollins, Justin 1-1; Swain, Jimmie 1-1; Daich, Austin 1-0; French, C. 1-0; Daniel, T.J. 1-0; Dargan, Erick 1-0; Thompson, Grant 1-0; Manns, Michael 0-1; Williams, Ju. 0-1.

TEAM STATISTICS	ARIZ	ORE
FIRST DOWNS	10	31
RUSHES-YARDS (NET)	35-111	54-301
PASSING YDS (NET)	113	326
Passes Att-Comp-Int	26-9-1	40-27-0
TOTAL OFFENSE PLAYS-YARDS	61-224	94-627
Fumble Returns-Yards	0-0	0-0
Punt Returns-Yards	0-0	5-65
Kickoff Returns-Yards	8-211	2-51
Interception Returns-Yards	0-0	1-24
Punts (Number-Avg)	10-44.5	5-37.0
Fumbles-Lost	1-1	1-0
Penalties-Yards	8-67	13-84
Possession Time	21:05	38:55
Third-Down Conversions	3 of 15	9 of 18
Fourth-Down Conversions	0 of 2	0 of 1
Red-Zone Scores-Chances	0-0	9-10
Sacks By: Number-Yards	0-0	4-35



Game 14 - Jan. 1

#2 FLORIDA STATE 20
#3 OREGON 59

Pasadena, Calif. (91,322)
Rose Bowl Stadium
57 degrees, sunny

PASADENA, Calif — Arguably the greatest season in Oregon football history continued Thursday evening at the Rose Bowl, where the No. 2 Ducks knocked off defending national champion and third-ranked Florida State, 59-20, to advance to the College Football Playoff championship game.

How It Happened: The Ducks (13-1) led nearly wire-to-wire, after Florida State opened the game with a field goal. Oregon took the lead on a Royce Freeman touchdown, made a goal-line stand to keep the Seminoles from answering and then went up 11-3 on an Aidan Schneider field goal. Florida State responded with another field goal, and then the teams traded touchdowns prior to halftime as the Ducks took an 18-13 lead into the break.

Oregon broke the game open in the third quarter by scoring three times off turnovers. Senior linebacker Derrick Malone Jr. stripped a ballcarrier to set up Freeman's second rushing touchdown, and though the Seminoles answered it, the Ducks scored again on a 56-yard touchdown pass from Marcus Mariota to Darren Carrington. Florida State turned it over again, with Erick Dargan forcing a fumble that Reggie Daniels recovered, and two plays later Mariota connected with Carrington again, a 30-yard touchdown play that gave Oregon a 39-20 lead. On FSU's next possession, Jameis Winston dropped back under pressure, lost the handle while cocking back to throw and watched Tony Washington return the fumble 58 yards for a touchdown.

Incredibly, the Ducks forced yet another turnover early in the fourth quarter, when Dargan collected a pass tipped by DeForest Buckner and muffed by a receiver. Six plays later, Mariota used a brilliant ball fake to spring himself for a 23-yard touchdown run that put Oregon in front 52-20. Yet another FSU fumble gave the ball back to the Ducks, setting up Thomas Tyner's second touchdown run of the game for a 59-20 lead.

What It Means: The Ducks advanced to their second national title game in five years, joining Alabama and Auburn as the three teams to do so in that time frame. Oregon won its school-record 13th game of the season, and will play a 15-game schedule for the first time ever.

Odds and Ends: Center Hroniss Grasu and receiver Keanon Lowe were game captains and returned to the starting lineup, after each missing multiple starts. Mariota and Buckner also were captains. ... Bralon Addison went through warmups in full pads but was in sweats for the game. He remains on track to redshirt this season. ... Chris Seisay made his second start of the season, after also being in the opening lineup against Wyoming. ... Seisay started in place of the injured Ifo Ekpre-Olomu, who attend the game and was on the sideline along with injured tight end Pharaoh Brown.

Florida State	3	10	7	0	20	Record: (13-1)
Oregon	8	10	27	14	59	Record: (13-1)

1st	09:06	FS	Aguayo, R. 28 yd field goal, 10-48 4:43, FS 3 - ORE 0
	06:55	ORE	Freeman, Royce 1 yd run (French, C. pass from Alie, Taylor), 9-73 2:05, FS 3 - ORE 8
2nd	10:12	ORE	Schneider, A. 28 yd field goal, 19-88 4:45, FS 3 - ORE 11
	05:18	FS	Aguayo, R. 26 yd field goal, 13-65 4:48, FS 6 - ORE 11
	02:18	ORE	Tyner, Thomas 1 yd run (Schneider, A. kick), 10-75 3:00, FS 6 - ORE 18
	00:36	FS	Williams, K. 10 yd run (Aguayo, R. kick), 6-71 1:36, FS 13 - ORE 18
3rd	11:54	ORE	Freeman, Royce 3 yd run (Schneider, A. kick), 5-69 1:32, FS 13 - ORE 25
	08:07	FS	Rudolph, T. 18 yd pass from Winston, J. (Aguayo, R. kick), 10-75 3:47, FS 20 - ORE 25
	06:43	ORE	Carrington, D. 56 yd pass from Mariota (Schneider, A. kick), 5-81 1:21, FS 20 - ORE 32
	04:21	ORE	Carrington, D. 30 yd pass from Mariota (Schneider, A. kick), 2-43 0:21, FS 20 - ORE 39
	01:36	ORE	Washington, T. 58 yd fumble recovery (Schneider, A. kick blocked), , FS 20 - ORE 45
4th	13:56	ORE	Mariota, Marcus 23 yd run (Schneider, A. kick), 6-43 2:01, FS 20 - ORE 52
	10:13	ORE	Tyner, Thomas 21 yd run (Schneider, A. kick), 4-57 2:23, FS 20 - ORE 59

RUSHING: Florida State-Cook, D. 15-103; Williams, K. 12-80; Green, R. 2-7; Pender, M. 2-5; Winston, J. 8-minus 15. Oregon Ducks-Tyner, Thomas 13-124; Mariota, Marcus 8-62; Freeman, Royce 12-44; Benoit, Kani 4-40; Bassett, Kenny 4-25; Marshall, Byron 1-0; TEAM 1-minus 2; Lockie, Jeff 2-minus 6; Nelson, Charles 0-14.

PASSING: Florida State-Winston, J. 29-45-1-348; Maguire, S. 0-3-0-0. Oregon Ducks-Mariota, Marcus 26-36-1-338.

RECEIVING: Florida State-Rudolph, T. 6-96; Greene, R. 6-59; Wilson, J. 5-72; Williams, K. 5-59; Cook, D. 3-24; Lane, E. 2-22; Stevenson, F. 1-12; O'Leary, N. 1-4. Oregon Ducks-Carrington, D. 7-165; Baylis, Evan 6-73; Marshall, Byron 5-20; Nelson, Charles 4-40; Stanford, D. 2-21; Freeman, Royce 2-19.

INTERCEPTIONS: Florida State-Andrews, N. 1-0. Oregon Ducks-Dargan, Erick 1-0.

FUMBLES: Arizona-Johnson, T. 1-1. Oregon Ducks-Marshall, Byron 1-0.

SACKS (UA-A): Florida State-None. Oregon Ducks-Washington, T. 1-0; Prevot, T. 1-0.

TACKLES (UA-A): Florida State-Williams, P.J. 8-6; Andrews, N. 7-3; Northrup, R. 6-3; Darby, R. 3-3; Hunter, T. 3-2; Hollin, D. 4-0; Thomas, M. 3-1; Ramsey, J. 2-2; Casher, C. 2-0; Waisome, N. 2-0; Smith, Terr. 1-1; Walker, D. 1-1; Nnadi, D. 0-2; Levenberry, E. 0-2; Williams, K. 1-0; Marshall, T. 1-0; Lane, E. 1-0; Mitchell, D. 0-1; LawrenceStample 0-1; Pugh, J. 0-1; Brutus, L. 0-1. Oregon Ducks-Hill, Troy 7-2; Daniels, Reggie 6-3; Dargan, Erick 6-2; Seisay, Chris 4-2; Malone, Derrick 4-1; Robinson, Tyree 2-2; Washington, T. 2-2; Buckner, D. 2-2; Armstead, Arik 1-3; Forde, Ayele 3-0; Walker, Joe 2-1; Hardrick, R. 2-1; Coleman, Tyson 2-1; Mattingly, D. 1-2; Williams, Ju. 2-0; French, C. 2-0; Prevot, T. 2-0; Balducci, Alex 0-2; Ava, Isaac 1-0; Hollins, Justin 1-0; Talia, Tui 1-0; Lowe, Keanon 1-0; Daniel, T.J. 1-0; Mathis, Dior 1-0; Swain, Jimmie 1-0.

TEAM STATISTICS	FSU	ORE
FIRST DOWNS	28	30
RUSHES-YARDS (NET)	39-180	45-301
PASSING YDS (NET)	348	338
Passes Att-Comp-Int	48-29-1	36-26-1
TOTAL OFFENSE PLAYS-YARDS	87-528	81-639
Fumble Returns-Yards	0-0	2-65
Punt Returns-Yards	0-0	0-0
Kickoff Returns-Yards	9-186	3-48
Interception Returns-Yards	1-0	1-0
Punts (Number-Avg)	4-33.5	2-38.5
Fumbles-Lost	7-4	2-1
Penalties-Yards	6-48	6-50
Possession Time	32:43	27:17
Third-Down Conversions	6 of 16	7 of 12
Fourth-Down Conversions	0 of 2	1 of 2
Red-Zone Scores-Chances	4-5	4-4
Sacks By: Number-Yards	0-0	2-18



Game 15 - Jan. 12

#4 OHIO STATE 42
#2 OREGON 20

Arlington, Texas (85,689)
AT&T Stadium
72 degrees, indoors

ARLINGTON, Texas — Oregon's second trip to the national championship game in five years ended in similarly frustrating fashion, as the Ducks fell to Ohio State 42-20 in the inaugural College Football Playoff final before 85,689 at AT&T Stadium.

How It Happened: The Ducks set the tone early, blazing to an 11-play touchdown drive after receiving the opening kick, then forcing a punt. But the Buckeyes scored the next 21 points — despite two turnovers — and while Oregon forced two more turnovers in the third quarter, they yielded just 10 points. Ohio State, meanwhile, leaned on the powerful running of quarterback Cardale Jones and running back Ezekiel Elliott to grind out the win.

Oregon fell into an early hole despite taking the 7-0 lead, dropping third-down passes on its next two possessions. Elliott and Jones each ran for touchdowns before the Ducks scored again, and Jones also threw for a TD in just his third career start. Oregon hit a field goal just before halftime, and trailed 21-10 at the break.

In the second half, Oregon finally turned a turnover into points, on a quick-strike reception of 70 yards by Byron Marshall from Marcus Mariota. Schneider added another field goal off a Danny Mattingly interception to get the Ducks within 21-20, but Elliott answered with another scoring run and the Buckeyes forced a quick three-and-out. Elliott tacked on his third rushing touchdown early in the fourth quarter and another in the final minute.

Who Stood Out: Mariota was outstanding as usual in possibly his last UO appearance, completing 24-of-37 passes for 333 yards and two touchdowns. Marshall caught eight passes for 169 yards, becoming the first player in school history with 1,000 yards rushing in a single season — last fall — and also 1,000 yards receiving in one year. Defensively, Reggie Daniels and Arik Armstead led the Ducks with nine tackles.

What It Means: Oregon won a school-record 13 games to go along with two losses in the 2014 season, claiming Pac-12 Conference and Rose Bowl titles. The College Football Playoff National Championship was the final game for a sterling group of UO seniors including Hroniss Grasu, Keanon Lowe, Tony Washington, Derrick Malone Jr., Troy Hill and Erick Dargan.

Odds and Ends: Former UO coach Chip Kelly was in attendance for the game. ... Receiver Bralon Addison was in sweats throughout, after warming up for the Rose Bowl in uniform. Addison thus officially sat out the 2014 season as a redshirt, and will be a junior again in 2015. ... Eight players started all 15 games this season: Mariota, Hamani Stevens, Alex Balducci, DeForest Buckner, Tony Washington, Rodney Hardrick, Tyson Coleman and Daniels. ... Stetson Bair, whose wife was expecting the couple's first child this weekend, was in uniform Monday night.

Ohio State		14	7	7	14	42	Record: (14-1)
Oregon		7	3	10	0	20	Record: (13-2)
1st	12:21 ORE	Lowe, K. 7 yd pass from Mariota, M. (Schneider, A. kick), 11-75 2:39, OHSU 0 - ORE 7					
	04:36 OSU	Elliott, E 33 yd run (Nuernberger, S kick), 10-97 3:16, OHSU 7 - ORE 7					
	01:08 OSU	Vannett, N. 1 yd pass from Jones, C. (Nuernberger, S kick), 4-46 1:27, OHSU 14 - ORE 7					
2nd	04:49 OSU	Jones, Cardale 1 yd run (Nuernberger, S kick), 6-49 2:16, OHSU 21 - ORE 7					
	00:48 ORE	Schneider, A. 26 yd field goal, 12-66 4:01, OHSU 21 - ORE 10					
3rd	11:23 ORE	Marshall, B. 70 yd pass from Mariota (Schneider, A. kick), 1-70 0:10, OHSU 21 - ORE 17					
	06:39 ORE	Schneider, A. 23 yd field goal, 6-17 1:42, OHSU 21 - ORE 20					
	00:00 OSU	Elliott, E 9 yd run (Nuernberger, S kick), 12-75 6:39, OHSU 28 - ORE 20					
4th	09:44 OSU	Elliott, E 2 yd run (Nuernberger, S kick), 9-76 4:13, OHSU 35 - ORE 20					
	00:28 OSU	Elliott, E 1 yd run (Nuernberger, S kick), 5-14 2:17, OHSU 42 - ORE 20					

RUSHING: Ohio State-Elliott, E. 36-246; Jones, C. 21-38; Samuel, C. 1-6; Marshall, J. 2-3; Smith, C. 1-3. Oregon Ducks-Tyner, Thomas 12-64; Mariota, Marcus 10-45; Freeman, Royce 10-25; Marshall, Byron 1-9.

PASSING: Ohio State-Jones, C. 16-23-1-242. Oregon Ducks-Mariota, Marcus 24-37-1-333; Lockie, Jeff 0-1-0-0.

RECEIVING: Ohio State-Marshall, J. 5-52; Thomas, M. 4-53; Smith, C. 2-76; Vannett, N. 2-9; Smith, D. 1-45; Samuel C. 1-8; Elliot, E. 1-minus 1. Oregon Ducks-Marshall, Byron 8-169; Baylis, Evan 5-25; Stanford, Dwayne 4-61; Lowe, Keanon 3-55; Nelson, Charles 2-21; Tyner, Thomas 2-2.

INTERCEPTIONS: Ohio State-Apple, E. 1-8. Oregon Ducks-Mattingly, Danny 1-0.

FUMBLES: Ohio State-Jones, C.2-0; Smith, C. 1-0.

SACKS (UA-A): Ohio State-Vonn, B. 1-0; Washington, A. 1-5. Oregon Ducks-Coleman, Tyson 1-17.

TACKLES (UA-A): Ohio State-Powell, T. 5-4; Lee, D. 4-4; Apple, E 5-2; Grant, C. 5-1; Bell, V. 3-3; Perry, J. 2-4; Grant, D. 4-1; McMillan, R. 3-2; Washington, A. 1-2; Bosa, J. 2-0; Schutt, T. 1-0; Miller, S. 1-0; Reeves, A. 1-0; Worley, C. 1-0; Marshall, J. 1-0; Smith, C. 1-0; Clinton, K. 1-0; Lewis, T. 0-1; Frazier, R. 0-1; Bennett, M. 0-1. Oregon Ducks-Daniels, Reggie 7-2; Armstead, Arik 5-4; Buckner, D. 5-3; Hardrick, R. 6-1; Seisay, Chris 5-2; Washington, T. 4-3; Hill, Troy 4-1; Dargan, Erick 4-1; Balducci, Alex 3-2; Malone, Derrick 4-0; Walker, Joe 3-1; Coleman, Tyson 1-3; Mattingly, D. 2-0; French, C. 1-1; Nelson, Charles 1-0; Swain, Jimmie 1-0; Robinson, Tyree 1-0; Lowe, Keanon 1-0; Stanford, D. 0-1; Wheeler, Ian 0-1; Kamp, Sam 0-1.

TEAM STATISTICS	OHSU	ORE
FIRST DOWNS	28	20
RUSHES-YARDS (NET)	61-296	33-132
PASSING YDS (NET)	242	333
Passes Att-Comp-Int	23-16-1	38-24-1
TOTAL OFFENSE PLAYS-YARDS	84-538	71-465
Fumble Returns-Yards	0-0	1-0
Punt Returns-Yards	3-32	0-0
Kickoff Returns-Yards	1-23	4-52
Interception Returns-Yards	1-8	1-0
Punts (Number-Avg)	3-42.0	6-40.0
Fumbles-Lost	3-3	1-0
Penalties-Yards	5-30	10-76
Possession Time	37:29	22:31
Third-Down Conversions	8 of 15	2 of 12
Fourth-Down Conversions	3 of 3	0 of 2
Red-Zone Scores-Chances	5-5	3-4
Sacks By: Number-Yards	2-6	1-17

COACHING STAFF





Mark Helfrich

head coach

third year

seventh season at Oregon

Southern Oregon University, 1996

Oregon Head Coach Mark Helfrich knew the comparisons would be inevitable – how do you replace arguably the most successful football coach in school history? His answer was simple – by being Mark Helfrich.

There is no question the formula has proven to be widely successful. In guiding the Ducks to a first-year mark of 11-2 and a 30-7 Alamo Bowl triumph over Texas in 2013, the number of wins equaled three others for the conference record for success by a rookie head coach as well as surpassed his predecessor Chip Kelly's previous Oregon pinnacle for most wins by a first-year mentor. In addition, Helfrich joined Ducks' alum John Robinson as the league's only other coach to win a bowl games in his inaugural season (USC in 1976).

But 2014 resulted in an entirely different standard of success. While becoming only the school's second football coach ever to lead the program to a National Championship appearance, he guided Oregon to more single-season victories (13) than any other school in conference history. In the process he elevated his Pac-12 record to 15-3, avenged his only regular-season loss of the year to Arizona with a convincing 51-13 win in the conference championship game, handed defending national champion Florida State its only setback in two seasons, and benefitted from the play of the school's first Heisman Trophy winner ever.

Only one other squad in school history had ever won as many as 11 football games in a single season (2001) prior to his arrival as offensive coordinator in 2009 – Helfrich now has been a part of five teams to do so – three as an Oregon assistant (2010, 2011, 2012) and two others in a head coaching capacity.

Stability of the Oregon football program has certainly played a major role in the continued success of an operation that has won more games (147-45) than any of its conference counterparts since the turn of the century. Six of the assistant coaches who have played key roles in the program's quartet of conference championships in the past six years remain, as do three of the assistants who have called Eugene home for more than two decades. But Helfrich has certainly put his own stamp on the school's success. Only one other football head coach in conference history (Pappy Waldorf, California, 26-2, 1947-49) has won more games in his first 28 outings than the Southern Oregon native.

Following last season, the Ducks' former graduate assistant coach (1997) was a finalist for the Eddie Robinson Coach-of-the-Year Award as well as the Maxwell Football Club Coach-of-the-Year honors.

He helped orchestrate the continuation of the program's offensive firepower a year ago as the Ducks led the league in total offense (3rd in the country) for the fifth year in a row, in scoring offense (4th in the nation) for the eighth straight season, and in rushing (20th nationally) for the ninth time in many years.

Under Helfrich's tutelage, Oregon eclipsed no fewer than 20 team and individual season records in 2014 while equaling or surpassing more than 35 single-game and season individual and team standards over the course of his two-year heading coaching tenure.

The 41-year-old Helfrich was appointed the school's 32nd head football coach on Jan. 20, 2013, following a quartet of seasons as the Ducks' offensive coordinator and quarterbacks coach during the program's most prolific era in school history. Oregon tallied a 46-7 ledger and four BCS bowl appearances from 2009-12.



Only one other squad in school history had ever won as many as 11 football games in a single season (2001) prior to his arrival as offensive coordinator in 2009 - Helfrich now has been a part of five teams to do so

He had accumulated three seasons as an offensive coordinator and 11 years coaching quarterbacks prior to his return to Eugene.

The first native Oregonian to head the university's football program in 71 years was named the program's offensive coordinator and quarterbacks coach following three seasons in the same capacity at Colorado (2006-08), five years as quarterbacks coach at Arizona State (2001-05) - which included his final three campaigns in Tempe, Ariz., as passing game coordinator - and three seasons as quarterbacks coach at Boise State (1998-2000).

It didn't take long for Helfrich to be recognized for his impact on the Ducks' offensive success as he was named by FootballScoop as its National Quarterbacks Coach of the Year in 2010 and 2012, in addition to being one of three finalists as its national offensive coordinator of the year honor.

He played a significant role in the development of Darron Thomas, who went on to lead Oregon to the 2011 BCS National Championship Game as a first-year starter, as well as the 2012 Rose Bowl win over Wisconsin. Thomas became the school's first signal-caller ever to complete more than 30 touchdowns in a single season on two separate occasions, finishing his collegiate career with a then school-record 66 scoring strikes.

Helfrich then tutored Pac-12 Conference Offensive Freshman of the Year and three-time first-team all-conference choice Marcus Mariota, who not only quarterbacked the Ducks to a 35-17 win over Kansas State in the Tostitos Fiesta Bowl but became the circuit's first freshman to earn first-team all-league honors since 1989. Mariota completed his first collegiate season throwing for a freshman school and conference record 32 TDs, and found himself two scoring passes short of Oregon's one-season ledger.

But that was only the beginning as Mariota completed his collegiate career as the Ducks' third unanimous first-team All-American in school history as well as their first Heisman Trophy winner ever. He proceeded to become the second overall pick in the 2015 NFL Draft and the most decorated football player in the program's annals.

Over the course of his last 15 seasons, Helfrich has played a role with offenses that have ranked among the nation's top-eight teams in scoring offense eight times, the upper seven contingents in passing efficiency in five instances, the top six in rushing on four occasions, and the elite five in total offense six times.

Mariota established the Ducks' freshman record for passing efficiency in 2012 (163.23), finishing seventh in the country as the Pac-12's leader in each of his first two seasons (167.7 in 2013), while Thomas was 11th nationally in 2011 and second in the league in 2010. The Hawaiian junior became the second Helfrich-coached quarterback to lead the country in passing efficiency in 2014, joining Arizona State's Rudy Carpenter, who led the nation in passing efficiency in 2005 after the Sun Devils' Andrew Walter was second in the Pac-10 in total offense and third in passing efficiency in 2004.

Walter completed 2002 third in the conference in total offense and passing efficiency while Jeff Krohn led the league in passing efficiency in 2001.

Walter set Arizona State records for both career (85) and single-season touchdowns (30) in addition to shattering the previous Pac-10 record for career TD passes, previously set by Stanford's John Elway (77). The third-round NFL draft pick finished his collegiate career as the school's career record holder in nearly every passing category.

... Helfrich has played a role with offenses that have ranked among the nation's top-eight teams in scoring offense eight times, the upper seven contingents in passing efficiency in five instances, the top six in rushing on four occasions, and the elite five in total offense six times.



Ranking as the youngest offensive coordinator in the nation at a BCS school at Colorado in 2006, Helfrich's offenses were marked by improvement each of his first two seasons in Boulder.

His first Colorado offense averaged 4.5 yards per carry and featured three different players rushing for 500 yards or more for just the 10th time in school history. His 2007 team was just the third in school history to gain 1,000 yards on offense more than the previous season in the same number of games, and scored 30 or more points five times.

During his five-year Arizona State stint, the program blossomed into one of the top passing teams in the country. In his final season there, the Sun Devils finished third in the NCAA and led the Pac-10 in passing yards per game (373.9 avg.) as well as second in the country in passing efficiency. ASU posted a school-record 4,481 yards passing that season to elevate its five-year total to 18,686 yards (306.3 avg.).

While at Boise State, Helfrich tutored one of school's all-time greats in Bart Hendricks, the 1999 and 2000 Big West Conference Player of the Year. In 2000, the Broncos led the country in scoring (44.9 ppg) and passing efficiency (168.9) while finishing fifth in passing offense (321.6 avg.).

Born in Medford, Ore., the 1992 Marshfield (Coos Bay) High School graduate turned down an opportunity to walk on at Oregon in favor of attending Southern Oregon University, where he graduated with a bachelor's degree in biology in 1996. The NAIA Scholar-Athlete (1993) led the nation in total offense while earning NAIA honorable mention All-America accolades and first-team Columbia Football Association honors as a senior. That season, he accumulated single-season school records in passing yards (2,712), total offense (3,196) and touchdown passes (23), topping the 400-yard mark in single-game total offense three times.

He was inducted into his alma mater's Athletics Hall of Fame in the fall of 2012.

He began his coaching career as running backs coach at his alma mater in 1996 before playing and coaching (offensive coordinator) in Europe with the Vienna (Austria) Vikings in the winter of 1997.

Mark and his wife, Megan, are the parents of one son, Max (8), and one daughter, Maggie (4).





Scott Frost

**offensive coordinator | quarterbacks
seventh season at Oregon
University of Nebraska, 1997**

Scott Frost, who instilled a toughness in the Ducks' wide receivers corps for four years, has incorporated that same mentality at a position

where he was one of the nation's best while quarterbacking his alma mater to the 1997 National Championship.

But just as important was the understanding he accrued coordinating the program's offense for the first time two years ago that continues to breed success.

Frost has gained a wealth of experience as a standout at the collegiate and professional levels, as well as from a coaching perspective. It certainly didn't hurt that he benefitted from having one of the best quarterbacks in the country at his disposal the past three seasons. Oregon has averaged better than 500 yards of total offense in each of the past five years and it hasn't mattered whether he has engineered the game plan from a quarterback's perspective or working from the receiver's point of view - the results have remained the same. Oregon's 312.5 passing yards-per-game in 2014 represented the second-highest output in school history (and the best since 1998), while the 547.0 average of total offense was second only to the school record from his first year as offensive coordinator.

The 40-year-old Lincoln, Neb., native has helped orchestrate offenses that led the country in passing efficiency last season as well as ranked third in total offense, fourth in scoring (45.4) and 10th in passing. In 2013 the Ducks finished second in the country in total offense (565.0), fourth in scoring (45.5) and ninth in rushing (273.5).

Frost would be the first to credit the outstanding talent he has worked with such as a Heisman Trophy winner, two 1,000-yard rushers as well as a pair of 1,000-yard receivers. However not to be discounted is the ingenuity that led to utilizing that talent, shifting the emphasis of 1,000-yard rusher Byron Marshall into a 1,000-yard receiver.

Prior to initially joining the Oregon staff as its wide receivers coach in January 2009, Frost had served one year as defensive coordinator at the University of Northern Iowa (2008) and two seasons as the Panthers' linebackers coach (2007-08).

He possesses a unique array of experience as a standout collegiate quarterback who also has a coaching background encompassing the defensive side of the ball and special teams. He quarterbacked the University of Nebraska to the 1997 national championship over Tennessee, 42-17, with the two-year starter leading the Cornhuskers to a 24-2 record after lettering two years at Stanford.

As a player, Frost was tutored by some of the legendary football coaching minds of all time - Stanford's Bill Walsh and Nebraska's Tom Osborne, as well as the New York Jets' Bill Parcells in the NFL.

His expertise as a collegiate standout and coach, as well as a six-year NFL veteran, has been vital to Oregon's unprecedented success during his Eugene tenure. Among his contributions has been the implementation of a mentality instilled as a defender as well as the moxie of a national championship competitor. He was instrumental in instituting a toughness among his receivers that enhanced their ability as downfield blockers, which has contributed to the success of the Ducks' running game that has paced the conference in rushing each of the past nine seasons.

He has displayed the versatility to adapt to situations that run the gamut from refining the talents of proven commodities to tutoring less experienced pupils. Despite Oregon ranking third in the country in rushing in 2012 while averaging better than 300 yards per game on the ground for the first time in the program's history (315.2 avg.), 18 players accumulated more catches (250) that year than in the previous six seasons.

Three years ago, the Ducks' wide receivers hauled in 150 catches compared with 115 receptions in 2011.

His first year at Oregon (2009), he inherited one of the Ducks' most inexperienced units and enhanced its development into a reliable corps, helping Jeff Maehl and D.J. Davis develop into NFL players who could be relied upon to make plays both catching the football and blocking downfield.

While Oregon returned a trio of starting wide receivers heading into the 2010 season, Frost played a vital role in improving their production catching the football while further honing their blocking skills. One result was a breakout year for Maehl, who became a first-team all-conference choice, set the Ducks' single-season record with 12 touchdown catches, led the single-season mark with 77 receptions and finished as the program's first 1,000-yard receiver in five seasons.

However he successfully navigated one of his more challenging situations in 2011. Molding a wide receiver contingent that boasted of only two players who had accumulated as many as 10 career catches at the Division I level, he helped devise schemes that would result in the Ducks accounting for 30 or more touchdowns through the air for only the fourth time in school history.

After quarterbacking Nebraska to an unblemished 13-0 record in 1997 and enjoying a six-year NFL playing career, the second-team all-Big 12 Conference standout broke into the coaching ranks as a graduate assistant at his alma mater in 2002 before filling the same role at Kansas State in 2006. He then initiated a two-year stint at Northern Iowa in 2007, where the school finished sixth in the country against the run (91.0 avg.) and seventh in scoring defense (16.9 avg.).

The Panthers tied for third in the Football Championship Subdivision in takeaways (40) and ninth in the country in scoring defense (17.7 ppg) in his final year at the school, dropping a 21-20 decision to Richmond in the national championship semifinals.

As a Nebraska standout, the 1997 Johnny Unitas Golden Arm Award finalist completed 192 of 359 passes for 2,677 yards and 18 touchdowns. Included was a senior season in which he became only the 10th player in college football history to both run (1,095 yds.) and pass (1,237 yds.) for 1,000 yards in a single season.

His 2,332 yards of total offense fell one yard shy of what was then the school's single-season record set in 1971.

Following his collegiate career, Frost was selected in the third round (67th overall) of the 1998 NFL Draft by the New York Jets, where he played safety and special teams from 1998-2000. His professional football career included stops in Cleveland (2001), Green Bay (2001-02) and Tampa Bay (2004).

The second-team Academic All-American and two-time first-team academic all-conference choice graduated with a B.A. degree in finance from Nebraska in 1997.





Don Pellum

**defensive coordinator |
inside linebackers**
23rd season at Oregon
University of Oregon, 1985

Few coaches have been more familiar with Oregon's defensive philosophy than Don Pellum, who has accumulated 32 seasons with his alma mater as a player, administrator and assistant coach, which contributed to him being elevated to defensive coordinator in January 2014.

Pellum, who begins his 23rd year as the Ducks' full-time assistant, has spent time overseeing almost all phases of the program's defenders, tutoring its linebacker for 17 years (2000-present; 1997-98), as well as its outside linebackers (1993-95), safeties (1996) and defensive line (1999).

And if his first year overseeing Oregon's defense is any indication, his troops will only get better as time wears on.

While the Ducks ranked 30th in the country in scoring defense a year ago (23.6), they allowed more than 20 points in only one of the last six contests prior to their CFP National Championship setback to Ohio State.

In addition, Pellum has continued the program's emphasis on making "big plays" as the Ducks led the country in turnover margin in 2014 (+23).

Yet just as important has been his success developing talent as he continually has provided a steadying influence on a program spanning four head coaching tenures.

That point could not have been more apparent than two years ago. Charged with replacing the Ducks' top two tacklers from the previous season, Pellum utilized a cast possessing of only two career starting assignments. Highlighting the transition was Derrick Malone, whose team-high 105 tackles in 2013 was surpassed only once over the previous six years after he had accumulated 56 tackles over the course of his previous two campaigns.

Possessing 35 years of expertise in the realm of collegiate athletics, he completed his playing career with the Ducks in 1984. The former starting linebacker continued his association with his alma mater as a graduate assistant coach the following year and has remained at Oregon ever since, with the exception of a one-year stint as defensive line coach, strength coach and academic coordinator at Willamette University (1987), as well as three years coordinating the recruiting efforts and serving as assistant athletic director for student services at the University of California (1990-92).

The lure of responsibilities on the field became too much to resist and Oregon couldn't be happier. No team was better against the run in conference games during the Ducks' 2009 Rose Bowl run, thanks in part to a group of linebackers. Pac-10 foes averaged only 118.6 rushing yards per contest in addition to Oregon's league-best total defense in Pac-10 play (316.0 avg.).

His pupils have been instrumental in the program's recent post-season success as witnessed by former linebackers Kiko Alonso and Michael Clay voted as the games' defensive MVP in the 2012 Rose and 2013 Fiesta bowls, respectively. In addition, no fewer than six of his players over the past five seasons are competing to be on NFL rosters this fall.

Linebackers have finished the year leading Oregon in tackles three times in the last five seasons. His group was instrumental in Oregon ranking 12th in the country in scoring defense (18.69 ppg) during its BCS National Championship Game run encompassing the 2010 season, as well as 13th nationally (20.5) in 2013.

In 2012, Clay and Alonso ranked as the team's top two tacklers and earned second-team all-conference plaudits. Clay was named co-recipient of the team's Most Outstanding Player award and Alonso led the Ducks in tackles-for-loss (12) while tying for team-high honors in interceptions (4) and fumble recoveries (2).

Clay finished 2011 second in the Pac-12 in tackles (9.3 avg.), and again paced the team in stops in 2012.

Pellum has developed a knack for bringing out the best from his players while concerning himself with their development aside from the playing field as well. His players have led Oregon's defense in quarterback sacks eight times, including 26 of the Ducks' 38 sacks in 1999 by the defensive front four.

Yet few of his accomplishments could be any more rewarding than in 2005 when he transformed a unit which included only one returnee with any significant line-of-scrimmage experience at the major college level. What resulted was a group that helped Oregon lead the Pac-10 Conference in total defense and pass defense, in addition to finishing third in scoring defense. While his trio of 2005 starters began the season accumulating only 89 tackles during their Oregon careers, they tallied 207 among them that year alone.

Included was second-team all-conference outside linebacker Anthony Trucks, who led the team with 99 tackles en route to pacing the Pac-10 in quarterback sacks (11, tied for 8th in the nation), tackles for loss (15.5) and forced fumbles (5, tied for 7th nationally). In all, Pellum has been credited with much of the development for 27 Pac-10 all-league honorees in the last 20 seasons.

One of Oregon's most popular former players, Pellum returned to coaching on a full-time basis in 1993 following six years as a recruiting coordinator in the Pac-10.

Pellum was responsible for assembling outstanding recruiting classes with Oregon and California, and has been credited with directing some of the Ducks' best recruiting efforts in school history since his return. His recruiting efforts helped land him on the list among the nation's top 25 recruiters by Rivals.com after Oregon's 2007 recruiting class was ranked 11th in the country.

The 53-year-old Banning, Calif., native was a graduate assistant at Oregon for two years while completing an advanced degree in telecommunications and film, coaching the tight ends, and assembling the scout teams. He also has completed work toward his Ph.D.





Tom Osborne

special teams coordinator | tight ends
15th season at Oregon
Washington State, 1983

One of the constants of Oregon's football program remains its special team's production thanks to Tom Osborne, who is in his ninth consecutive year as the program's special teams coordinator and tight ends coach.

Since returning to the Ducks prior to the 2007 season, Osborne has quickly restored the levels of productivity and energy of his areas to that prior to his six-year hiatus.

The 34-year collegiate coaching veteran has encountered success throughout his career, tutoring special teams units which have led the conference on no fewer than 13 occasions and have ranked among the top 15 in the country a minimum of 18 times in the past 21 years. In addition, he has mentored no fewer than 10 tight ends who have made their way into the NFL within the last 20 years.

It didn't take long for "Coach Oz" to make his presence felt, lifting Oregon's units on special teams out of the bottom ranks of the Pac-10 statistical standings in the first year of his return.

Throughout his career, the Washington native has been instrumental in the development of 17 All-Americans, 18 first-team all-conference standouts and 16 second-team all-league honorees. He was one of three finalists for the FootballScoop Special Teams Coordinator of the Year award in 2010 and was honored as the national Special Teams Coordinator of the Year in 2003.

Yet his role tutoring tight ends has not taken a back seat, as evidenced by CBSSports.com naming him one of the top five tight end coaches in the country heading into the 2008 season.

Osborne has coached three first-team all-conference tight ends at Oregon over the past eight seasons, including 2014 honoree Pharaoh Brown. He also oversaw the development of 2009 first-team all-league tight end Ed Dickson, who became Oregon's all-time leader in receptions (124) and yards (1,557) at the position prior to his selection in the third round of the 2010 NFL Draft. Osborne followed that up by tutoring tight end David Paulson into becoming a first-team all-conference choice in his first year as Dickson's successor.

As a sophomore, Dickson was the team's second-leading receiver with 43 receptions, 453 yards and three touchdowns. He improved his productivity as a junior with 508 receiving yards, while he accumulated 42 catches for 551 yards and six TDs in his final year.

Paulson led the Ducks with a 14.1 yards-per-catch average among teammates who posted 10 or more catches in 2011.

Under Osborne, the Ducks' special teams success has been a constant. A year ago, Oregon ranked 12th in the country in punt returns, averaging 12.5 yards per runback. In 2013 Oregon led the Pac-12 and was ninth in the country in punt coverage (3.25 avg.) and ranked second in the conference (19th nationally) in punt returns (12.4). In addition, no other school in the league returned both kickoffs and punts for touchdowns as did only 16 other FBS schools in the nation.

In 2012, Oregon led the Pac-12 in fewest punt return yards allowed (8th nationally, 3.24-yard avg.) and punt returns (12th, 13.5-yard avg.). In 2011, Oregon led the nation in punting (41.5 avg.) and also finished 11th in the country in kickoff returns (24.9 avg.) - with De'Anthony Thomas ranking 10th individually (27.3 avg.) - while the Ducks were 25th nationally in kickoff return coverage.

In the first season following his return, the Ducks placed second in the conference in kickoff returns (23.96 avg., 14th nationally), fourth in kickoff coverage (42.9 net avg.) and ranked fifth in net punting (36.69 avg.). Andiel Brown led the Pac-10 in punt returns (10.41 avg.) and Jonathan Stewart was third in kick returns (26.70 avg.).

In 2009, Oregon finished 10th nationally in kickoff returns (24.9 avg.), and 2010 saw significant performances by nearly every phase of special teams play. The Ducks finished second in the nation in punt returns (16.98 avg.) and ranked 12th in the country in kickoff coverage (19.28 avg.). Individually, Cliff Harris rated second in the country in punt returns (18.83 avg.), while Jackson Rice improved his punting average from 40.5 yards per kick to 42.28 from his freshman year to the next. The '10 punt return team produced five touchdowns, including four by Harris.

Before returning to Eugene for a second stint, Osborne had spent six seasons as the assistant head coach, special teams coordinator and tight ends coach at Arizona State, after coordinating Oregon's special teams and tutoring its tight ends from 1995 through 2000. During his tenure with the Sun Devils, Osborne's units blocked 11 punts.

Osborne was named the Division IA National Special Teams Coordinator of the Year by American Football Coaches Monthly Magazine following the 2003 season.

His Sun Devils led the Pac-10 in kickoff coverage (16th nationally) in 2004 and ranked No. 2 in the country in kickoff returns in 2006. ASU also ranked among the top 27 in the nation in net punting four of his six seasons.

At ASU, Zach Miller earned first-team All-America honors in 2006 after catching 50 passes for 484 yards and four touchdowns. Over three seasons, ASU's all-time receptions leader at the position caught more passes (144) than any other tight end in the country while his yardage (1,512) was second nationally during that span.

Under Osborne's supervision, Oregon's special teams play during his first tour of duty was arguably the best in the Pac-10, if not the country. The Ducks ranked either first or second in the Pac-10 in kickoff coverage each of his six seasons, among the top three in kickoff returns five of six years and among the top three in net punting on four occasions. Before departing Eugene in 2000, Oregon led the league in kickoff coverage (17.04 avg.), kickoff returns (22.5 avg.) and net punting (37.7 avg.).

From a statistical standpoint, Osborne also coached Oregon's top three tight ends of all time (Josh Wilcox - 103 receptions, Blake Spence - 92 catches, and Dickson). During his first six years, the Ducks' tight ends annually averaged close to 50 catches for 700 yards and seven touchdowns. Wilcox, Spence, Jed Weaver and Justin Peelle each received all-conference and All-America attention in addition to spending time on NFL rosters.

Prior to joining the Oregon staff, Osborne coached running backs and tight ends at Boise State for two seasons (1993-94) and coached at Portland State from 1986-92.

The 1983 Washington State graduate and former wide receiver served as a student coach for the Cougars (1981-82) as well as a graduate assistant (1983-85) at his alma mater.





Ron Aiken

defensive line third season Oregon North Carolina A&T, 1977

Ron Aiken wasted little time in fortifying the interior trenches of Oregon's defense after bringing with him 23 years of experience as a defensive assistant at the Division I and professional levels.

The six-year NFL veteran assistant utilized a subtle demeanor to excel as a technician to bring out the best among a group of returnees in his first season, with all three of his departed headliners earning invitations into NFL camps.

Arik Armstead became Aiken's latest student to benefit from his expertise as he progressed throughout last year to emerge as a first-round pick in the 2015 NFL Draft. Armstead posted nine tackles in the CFP National Championship game vs. Ohio State.

Taylor Hart finished fourth on the team in tackles in 2013, with his 75 stops representing the program's most by an interior lineman in more than two decades. A fifth-round NFL draft choice by Philadelphia, the second-team all-league choice was joined by teammate Wade Keliikipi among those who received all-conference attention.

Those numbers were bettered last year by returnee DeForest Buckner, who accumulated 81 takedowns, including 13 tackles for loss.

Oregon's interior line helped account for the program's defenders improving to third in the Pac-12 in total defense (37th nationally) in 2013 after ranking sixth in 2012, as well as tied for fourth in opponents' first downs compared with seventh the previous year.

The 59-year-old South Carolina native joined the Ducks following six seasons as defensive line coach with the Arizona Cardinals of the National Football League (2007-12) and eight years tutoring the defensive line at the University of Iowa (1999-2006).

During his NFL tenure, he played a role in the development of three-time All-Pro defensive tackle Darnell Dockett, who led the league's interior linemen in quarterback sacks in 2007 (9) and 2009 (7), and tied the franchise record for most sacks in a single season by a defensive tackle the former year. Aiken also aided in the emergence of defensive end Calais Campbell, who led or shared the team lead in QB takedowns in 2011 (8), 2010 (6) and 2009 (7) before pacing all Arizona

linemen in 2012 (6.5).

The Cardinals tied for 11th in the NFL with 38 sacks and were 12th in total defense (337.8 avg.) in 2012. They ranked in the upper half of the league in quarterback sacks in five of his six campaigns in Phoenix, including sixth and seventh in the NFL in 2009 (43) and 2011 (42), respectively.

At Iowa, Aiken was honored as the Division I Assistant Coach of the Year by the American Football Coaches Association in 2002, helping the Hawkeyes to six straight postseason appearances from 2001-06. The program ranked among the nation's top eight teams against the run from 2002-04, allowing opponents fewer than 100 yards per game rushing each year, and rated among the top three programs in the Big Ten Conference in rushing defense from 2001-2005.

Iowa ranked fifth in the country in rushing defense in 2002 (81.9 avg.) and 2004 (92.5 avg.), seventh in scoring defense (16.2 avg.) and 16th in total defense (314.5 avg.) in 2003, along with 11th in total defense (293.8 avg.) and 16th in scoring defense (17.6 avg.) in '04.

During his Iowa City stint he tutored a quintet of future NFL players, including two-time (2006-07) Pro Bowl pick Aaron Kampman (Green Bay) and Jonathan Babineaux, who ranked second in the country in tackles for loss (25) as a collegian in 2004. In addition, he coached one All-American and seven first-team Big Ten all-conference selections in his eight seasons there.

Prior to joining the Hawkeyes, Aiken coached linebackers at San Diego State in 1998, where all three of his linebackers earned all-conference accolades; tutored the defensive tackles at Texas in 1997; worked with the defensive line at Vanderbilt in 1995 and '96; and oversaw the linebackers and defensive ends at New Mexico from 1990-94.

The 1977 graduate of North Carolina A&T broke into the profession as an offensive line coach at Boiling Springs (S.C.) High School that fall before becoming head coach at Greensville County (Va.) High School in 1979. He migrated to the collegiate ranks as offensive line and special teams coach at Bethany (Kan.) College in 1980 prior to becoming the offensive coordinator at Tarkio (Mo.) College in 1982, spent one season as special team's coordinator at Rensselaer Polytechnic Institute (N.Y.) in 1985, and then served as head coach at Langston (Okla.) University from 1986-89.

Aiken was an all-conference offensive lineman and 1976 team captain at North Carolina A&T, where he earned a bachelor's degree in history before receiving a masters in secondary education from The Citadel in 1982.





Gary Campbell

running backs

33rd season at Oregon

UCLA, 1973

Oregon's longest-tenured football coach in school history also is unsurpassed among the nation's Bowl Championship Subdivision active coaches with the longest continuous full-time service at one school. But of more importance than Gary Campbell's longevity has been his true passion for the players he mentors on and off the field.

The result has been the most prolific rushing attacks in school history as he is in his fourth decade tutoring the Ducks' running backs after first joining the school's coaching staff in 1983.

His thorough comprehension of the running game in an age where throwing the football has become more fashionable has been vital to Oregon's unprecedented success as it has led the conference in rushing each of the last nine years. Furthermore, it has finished the season ranked among the top six in the country in rushing six times within the last eight years while setting school single-season records four times in the last seven seasons.

He was named the Bowl Subdivision Assistant Coach of the Year by the American Football Coaches Association following the 2014 season.

Four of his disciples began this season in the NFL, including De'Anthony Thomas, who Kansas City utilizes in a multitude of roles.

The Ducks ranked second in the country in rushing with 3,641 yards in 2008 (280.1 avg.) before setting the new school standard with 3,721 in 2010 (286.2 avg.). That was surpassed in 2011, with the program's stable of running backs tallying 4,189 yards. Oregon's rushing average from 2012 was third in the country (315.2) to eclipse the previous standard from '11 (299.2 avg.).

In addition, Oregon tied for the nation's lead in rushing touchdowns in 2012 with 48 while it has accumulated 40 or more TDs on the ground six times within the last seven years.

Two of his latest pupils - Kenjon Barner and LaMichael James - each departed as consensus first-team All-Americans while returnee Royce Freeman became the Ducks' ninth 1,000-yard rusher in the last eight seasons a year ago.

Freeman became Oregon's second running back in six years to be named the Pac-12's Freshman Offensive Player of the Year.

In 2010, Campbell was named as one of the top 10 recruiters in the Pac-10 by Rivals.com.

Among the school's 17 players with at least one season of 1,000 or more rushing yards, Campbell has coached 15 of them. Included is James, who completed his career as Oregon's most prolific ball carrier in school history in 2011. The school's first freshman ever to eclipse the 1,000-yard plateau (2009) and the only three-time 1,000-yard rusher completed his career holding the Ducks' one-season (1,805) and career (5,082) rushing records.

While it was Jonathan Stewart, who broke the school's 10-year-old single-season rushing mark with 1,722 yards in 2007, "Coach Cam" oversaw James' sophomore season in 2010, when the Heisman Trophy finalist broke Stewart's UO record with 1,731 yards of his own. That standard has since been surpassed twice in the last three seasons.

James became the first player in conference history to eclipse 1,500 yards in three separate campaigns.

In addition, Campbell twice has tutored a pair of 1,000-yard rushers in the same season since 2001, as well as three conference rushing champions in James (2010 and 2011), Stewart (2007) and Saladin McCullough (1997).

James not only became Oregon's first NCAA rushing champion (144.3 avg.) in 2010, he became the school's first Doak Walker Award winner as the nation's top running back and finished third in the voting for the Heisman Trophy.

After spending the off-season prior to 2007 administering innovative vision drills with Stewart, his prize pupil shattered the former single-season rushing record by nearly 400 yards and featured two games of more than 250 yards - the second and third highest single-game totals in school history at that time. The junior also became the first Duck to surpass 2,000 all-purpose yards in a season, finishing with 2,481.

But Campbell has prided himself in the expansion of his pupils' talents beyond that of just running with the football. His players tend to develop versatility, as evidenced by a pair of his 1,000-yard rushers tallying more than 50 receptions in one year. No better example of that flexibility can be offered than Terrence Whitehead. In 2004, Whitehead rushed for 1,144 yards, good for second in the Pac-10. The following season, his talents as a receiver were utilized as an extension of the Ducks' running game as the program's fifth-leading rusher of all time caught 52 passes for 490 yards to complement his 679 yards on the ground. He became only the second player in school history to accumulate 100 or more yards rushing and receiving in the same game, doing so at Arizona State in 2005.

Campbell's tutelage helped Maurice Morris become the school's first back-to-back 1,000-yard rusher in school history (2000-01), followed by Onterio Smith (2001-02) and James (2009-10-11).

The Ennis, Texas, native's efforts have been extremely visible in the school's record books as 19 of the Ducks' top-21 single-season rushing totals have been recorded by Campbell protégés. Campbell's backs also own Oregon's top eight career rushing marks.

A proponent of the importance of developing running backs' all-around game, he successfully tutored the school's first conference rushing champion in 26 years in McCullough. One of the Ducks' best tailbacks also established a school record by rushing for 15 TDs in only seven games in 1996.

The former standard was bettered in 2008 (LeGarrette Blount, 17 TDs), as well as again in 2010 (James, 21) and 2012 (Barner, 21). Barner also equaled the league's single-game record for rushing TDs (5).

In 1998, he honed the talents of Reuben Droughns into becoming the first player in school history to rush for better than 200 yards in more than one game in the same season.

A former starting fullback at UCLA, the 64-year-old Campbell came to Oregon in 1983 after one season at Pacific. In addition to his playing days at UCLA in the early 1970s, where he scored two touchdowns while on the losing end of one of Oregon's biggest victories to that point in time (41-40 in 1970), he was a graduate assistant for the Bruins in 1976-78.





Erik Chinander outside linebackers second season at Oregon University of Iowa, 2003

Erik Chinander, who has been associated with football programs that have accrued a record of 117-38 at the junior college, FBS, FCS and professional levels, is in his second season as the Ducks' outside linebackers coach.

The 35-year-old Iowa native served as assistant defensive line coach for the Philadelphia Eagles during the 2013 season following three years as an intern (2010) and graduate assistant (2011-12) for the Ducks under former head coach Chip Kelly.

He has made an immediate impact on the defense's success both on and off the field. The tireless recruiter helped elevate the game of Tony Washington, who graduated second on the team in tackles for loss (11.5-76 yds.) and quarterback sacks (6.0-63 yds.) in addition to tying for third in the Pac-12 in forced fumbles (3). In addition he molded Tyson Coleman into a 15-game starter in addition molding the Ducks' depth along the perimeter.

Among the mentors for the energetic Chinander was the Ducks' former defensive line coach Jerry Azzinaro, who also worked alongside Oregon's newest assistant coach in the NFL.

He contributed to defensive efforts that finished third in the Pac-12 Conference in scoring defense and fourth against the run in 2012, as well as led the league in quarterback sacks in 2011.

Philadelphia completed the 2013 regular season 10th in the league in rushing defense.

While taking into account his previous stops at Northern Iowa (2004-09) and Ellsworth (Iowa) Community College (2003), he has contributed to the success of programs that advanced to postseason play on 13 occasions within his last 14 years in the game.

Included among his pupils during his previous Oregon stint were all-conference standouts Kenny Rowe, Brandon Bair and Dion Jordan, who was the No. 3 overall pick in the 2013 NFL Draft by the Miami Dolphins.

With the Eagles, he served as assistant defensive line coach and was involved in assisting with the development of defensive game and practice plans, coordinating the scout teams and the evaluation of current and future personnel.

The Ducks made three BCS bowl appearances during his tenure, including the 2011 BCS National Championship and wins in the 2012 Rose and 2013 Fiesta bowls, in addition to claiming a pair of conference championships.

Prior to his previous Oregon stay, Chinander coached slotbacks and tight ends at Northern Iowa, where he coached alongside the Ducks' offensive coordinator Scott Frost in 2007 and 2008. In addition, he assisted with the defensive and special teams scout units.

His tight ends made major strides throughout his tenure in Cedar Falls while he also gained the reputation as a tireless recruiter. He tutored the Missouri Valley Football Conference's second-team all-league honorees in 2008 and '09 while Ross Hannam was second on the team in receptions (22) in 2006. Several of his players were invited into NFL camps following their collegiate careers while UNI stepped up a level of competition to defeat Iowa State, 24-13, in 2007 before dropping a 17-16 decision at Iowa in 2009.

UNI won three league titles and played for the FCS national championship in 2005 while the Panthers advanced to the FCS semifinals in 2008. They completed that season with a 12-3 record after posting a 12-1 mark the previous year.

Chinander was in charge of both the offensive and defensive lines at Ellsworth (Iowa) Community College in 2003 as the program finished second in the region. In his lone year there, he coached a trio of first-team and one honorable mention all-region standouts, in addition to coordinating strength and conditioning programs for the football and men's and women's basketball teams.

The former offensive line walk-on at the University of Iowa (1998-2002) played on teams that won the 2001 Alamo Bowl and participated in the 2003 Orange Bowl as Big 10 Conference champions. His playing career coincided with the assistant coaching tenure of the Ducks' second-year defensive line coach Ron Aiken, who served as the defensive line coach in Iowa City from 1999-2006.

Chinander was honored with the Hawkeyes' Offensive Team Leader award following his senior season (2002).

The first-team all-state prep standout and son of a high school football coach earned a bachelor's degrees from Iowa in health leisure and sports studies, as well as history, in 2003.





Steve Greatwood
running game coordinator |
offensive line
29th season at Oregon
University of Oregon, 1980

One individual whose contributions have been overshadowed in Oregon's offensive success has been Steve Greatwood, who is in his 24th season coaching Oregon's offensive line, as well as his 29th year on the Ducks' coaching staff.

The 33-year coaching veteran and Eugene native, who has logged 34 years at his alma mater as a player and coach, returned to Oregon as its defensive line coach prior to the 2000 season following a five-year hiatus - two of which he spent coaching in the NFL.

The 57-year-old Greatwood was an integral part of Oregon's coaching staff for the first 13 seasons of his career that concluded with a berth in the 1995 Rose Bowl, concentrating his efforts on the offensive line from 1982-94.

It has been no different since he resumed his role with the offensive line in 2005 and was elevated to running game coordinator in 2009. During that span, Oregon has claimed nine consecutive conference rushing titles, has ranked in the top 10 in the country in rushing seven of the past eight seasons, and established school rushing records in four of the past seven campaigns.

From a statistical standpoint, it could be argued that Greatwood's offensive fronts from the past half-decade were among the best in school history. Oregon ranked fourth nationally in rushing (286.2 avg.) in 2010, thanks to a school-record 3,721 yards. In addition, the Ducks allowed a meager 10 sacks in 13 games (0.77 avg.) that year, which ranked seventh in the nation.

In 2012, Oregon averaged better than 300 yards per game running with the football for the first time in school history (315.2), ranking third in the country.

While its rushing attack has been characterized by some as a finesse style in the past, Greatwood has transformed the mentality into a power game. Oregon tied for the nation's lead in rushing touchdowns (48) in 2012, eclipsed 4,000 yards rushing for the second time in as many years and set the school record for most first downs on the ground (204).

In 2011, his charges performed at peak efficiency. Replacing three starters in the trenches, the Ducks surpassed previous outputs, following up with 4,189 yards on the ground (299.2 avg.) to finish fifth in the country while allowing only 14 quarterback sacks in 14 games.

The 2008 interior line wasn't too shabby either, ranking second nationally in rushing (280.1 avg.), leading the Pac-10 for the third time in as many years and setting a team standard with 3,641 yards on the ground.

For his efforts, Greatwood was singled out as the nation's college football Assistant Coach of the Year by FootballScoop.com, in addition to previously being praised as one the top assistant coaches in the country by Rivals.com.

Yet 2014 had to be considered among his most gratifying efforts. Injuries along the trenches tested Oregon's depth to its limits as he was forced to insert 10 separate players into eight different starting lineups.

One of the nation's most underrated technicians, the former Oregon standout tutored two-time All-American Max Unger, with the second round 2009 NFL draft choice earning NFL All-Pro accolades in 2012 and 2013. He also nurtured the careers of All-Americans Jake Fisher and Hroniss Grasu.

Greatwood has tutored seven offensive linemen who were drafted into the NFL over the past eight years, including 2013 first-round pick Kyle Long.

In addition to the Ducks setting a single-season rushing record in 2007, they established a single-game record 465 yards on the ground at Washington, which was later eclipsed with 528 rushing yards vs. Portland State in 2010.

During the 2006 season, the Ducks allowed only 16 sacks to place second in the league in fewest sacks allowed, as his unit played a big part in Oregon leading the league in rushing (182.2 avg.) for the first time since 1955.

His return to the offensive line in 2005 paid immediate dividends as he molded a relatively inexperienced group that included only two returning starters into one that was forced to quickly adapt to a new scheme. The result was a spread offense that improved from 10th in the Pac-10 Conference to third in quarterback sacks allowed (20) as well as ranked among the top 20 in the country in three of four major categories.

While overseeing the defensive line in 2004, the Ducks held their opponents to 122.1 yards per game on the ground - the fifth consecutive season under Greatwood the UO defensive line had helped hold its opponents under 125 yards per game rushing.

In 2003, the Duck defensive line helped post a No. 16 national ranking against the run (107.1 ypg.), highlighted by a trio of all-league defensive linemen. Both Igor Olshansky and Junior Siavii were drafted in the second round of the 2004 NFL draft.

Greatwood's defensive lines held opponents to negative rushing yards on four occasions in the five seasons, including -3 net yards by No. 3 Michigan in 2003, and limited a Colorado team that came into the 2002 Fiesta Bowl ranked eighth in the country in rushing (228.5 avg.) to only 49 yards.

Following the 1994 season and Oregon's Pacific-10 Conference championship, Greatwood departed with former Ducks' head coach Rich Brooks to coach the offensive line and tight ends with the St. Louis Rams. He rejoined the collegiate ranks in 1997 at Maryland before returning to the West Coast the following year and heading the offensive line at USC for two seasons.

In addition to his various coaching duties along the offensive line, Greatwood spent all but one year of his previous stint as a full-time Oregon assistant also tutoring the team's tight ends.

Receiving his sociology degree from Oregon in 1980, Greatwood initiated his coaching career as the Ducks' defensive graduate assistant for two years before he was elevated to offensive line/tight ends coach in 1982.





Matt Lubick
passing game coordinator |
wide receivers
third season at Oregon
Colorado State, 1995

Matt Lubick possesses a perspective that resonates from 18 years of collegiate coaching experience in no fewer than four different conferences, which paid immediate dividends in Oregon's 2013 and 2014 success.

He was added to the Ducks' coaching staff on Jan. 28, 2013 as the program's passing game coordinator and wide receivers coach and continued the transformation of Oregon's receiving corps' mindset with an aggression that emphasizes attacking the football in addition to being crucial to the success of its running game.

Lubick came to Eugene following three seasons in a similar capacity while also serving as recruiting coordinator at Duke University, culminating his tenure there by being named the nation's 2012 Wide Receivers Coach of the Year by FootballScoop.com.

A former Pac-10 assistant at Arizona State and Oregon State who also has drawn from his ties in the ACC, SEC and Mountain West conferences, inherited a group of veteran receivers but played a major role in elevating their talents to a new level. He assumes a lot of the credit for the Ducks' Josh Huff and Bralon Addison emerging as the school's best receiving tandem in a decade, with Huff's numbers (62 catches, 1,140 yards, 12 TDs) surpassing a 33-year-old school record for receiving yards and equaling the mark for most scoring catches in one year.

The numbers put up through the air were unprecedented in 2014. The Ducks posted school-records for passing yards (4,687), completions (326), and first downs passing (198) while bringing in a conference all-time best 44 touchdown catches.

Seven different receivers hauled in 20 passes or more for the second time in three seasons, however few were more impressive than Byron Marshall. After rushing for 1,038 yards in 2013, Lubick was key to Marshall's transformation that led him lead the team in receiving with 74 catches for 1,003 yards.

Receivers combined for nine games of more than 100 yards through the air in 2013 – Oregon's third-most on record – while the 3,789 yards represented the program's best in 15 years as well as the third-most in school history. They also were key components in hauling in the fourth-most single-season catches (256) in Oregon annals as well as a 291.5-yard avg. in receiving yards, representing the highest output in eight seasons.

At Duke, Lubick earned national position coach accolades after guiding all-Atlantic Coast Conference wide outs Jamison Crowder and Conner Vernon to record-setting seasons. Crowder caught 76 passes for 1,074 yards and eight touchdowns while Vernon carded a school single-season record 85 catches for 1,074 yards and eight TDs. The pair established an ACC record for most combined receptions by a duo and became just the second tandem in conference history to post over 1,000 receiving yards each in the same year.

Also In 2012, Lubick coached three receivers - Crowder, Desmond Scott and Vernon - who formed the only trio nationally to have 65-plus pass receptions apiece. The group combined for 227 catches for 2,814 yards and 18 touchdowns while helping the Blue Devils to post-season play for the first time since 1994. In addition, Vernon - a three-time all-ACC pick - closed his career as the ACC's all-time leader in both pass receptions (283) and receiving yards (3,749).

As a result, the 44-year-old Lubick was one of three finalists for the AFCA Assistant Coach of the Year award and one of 29 nominees for the Broyles Award, an honor presented annually to the top assistant coach in the nation.

In 2011, the Blue Devils ranked second in the ACC in passing offense while Vernon became the first player in league history to post multiple seasons with 70-plus receptions. In addition, wide-out Donovan Varner eclipsed the school's all-time catch record, closing his career with 207 receptions - matching the fourth-highest total in ACC history.

Following Lubick's arrival at Durham in February of 2010, Vernon enjoyed a terrific season with 73 receptions for 973 yards and four touchdowns. The all-ACC choice paced the conference in receptions per game (6.08) while his 73 catches fell one short of the school single-season record. In addition, Vernon coupled with Varner (60 receptions, 736 yards) and Austin Kelly (47 receptions, 486 yards) to form the most prolific pass-catching trio in school history with a combined 180 grabs for 2,195 yards.

Prior to elevating the Blue Devils' passing game and recruiting, Lubick spent three seasons (2007-09) on the staff at Arizona State. With the Sun Devils, Lubick served as assistant head coach and recruiting coordinator while coaching the safeties.

Lubick is credited with signing former Ole Miss standout Dexter McCluster while on staff in Oxford. McCluster was an all-SEC pick in 2009 after becoming the first player in league history to amass over 1,000 rushing yards and over 500 receiving yards in the same season.

In 1995, Lubick got his start in coaching as a student assistant coach and academic supervisor under his father, Sonny, at Colorado State University. He then coached one season (1996) at Cal State Northridge and two campaigns (1997-98) at San Jose State. From 1999-00, Lubick was on the staff at Oregon State where he coached the defensive backs while helping coordinate the Beavers' recruiting efforts.

A 1995 graduate of Colorado State, Lubick returned to his alma mater for a four-year stint on the coaching staff from 2001-04. Coaching the Rams' wide receivers, he helped Colorado State to the 2002 Mountain West Conference championship as well as three straight bowl games in 2001 (New Orleans), 2002 (Liberty) and 2003 (San Francisco). Lubick then served two years (2005-06) on the staff at Ole Miss, coaching the wide receivers.

A native of Bozeman, Mont., Lubick attended Western Montana College where he earned four varsity letters as a defensive back on the football team and earned all-conference and NAIA All-America honors as a senior. He earned a bachelor's degree in exercise and sport science from Colorado State in 1995.





John Neal

passing game coordinator |
defensive secondary
13th season at Oregon
Brigham Young University, 1980

John Neal, who has accumulated 33 years of experience tutoring defensive secondaries in the Pac-10/12, SEC, Conference USA and WAC, is now beginning his 13th season at Oregon.

The personable Mountain View, Calif., native has fostered an aggressive mentality amongst his players at every level he has coached that is conducive to his defenders focusing on the football as much as opponents' receivers. The result has been the building of secondaries that have been among the nation's leaders in interceptions while producing numerous NFL draft picks, including seven over the past seven seasons. One of those picks - Jairus Byrd - led the NFL with nine interceptions as a rookie with the Buffalo Bills in 2009.

Neal was rewarded with the additional responsibilities of the defense's passing game coordinator following last season.

That penchant for concentrating on the football reached a pinnacle in 2012, with the Ducks completing the year leading the country in interceptions with a school-record 26 picks. In addition, cornerback Ifo Ekpre-Olomu led the Pac-12 (7th nationally) that season in passes defended (1.54 avg.).

Ekpre-Olomu completed his career a year ago as a three-time first-team Pac-12 all-conference honoree while both Erick Dargan and Troy Hill earned second-team all-league accolades.

In 2013, three of Oregon's top five tacklers resided in the secondary, with Ekpre-Olomu looming second on the team in take downs (84). Junior cornerback Terrance Mitchell tied for fifth in the Pac-12 in interceptions (5) and ranked seventh in the league in passes defended (12) for a unit which ranked seventh in the country in pass efficiency defense.

Last year, two of the Ducks' top three tacklers were defensive backs, led by safety Erick Dargan's team-leading 95 stops.

During Oregon's BCS National Championship Game run in 2010, the Ducks ranked sixth in the country with 21 interceptions as secondary mates John Boyett (5) and Cliff Harris (6) combined for 11. Harris led the Pac-10 in picks and also paced the country in passes defended (23) while earning second-team All-America honors at cornerback. UO's other corner, Talmadge Jackson III, was named first-team all-conference.

It was Neal's expertise that assisted the conversion of Eddie Pleasant from outside linebacker to a first-team all-conference choice at rover in 2011, as well as aided the progression of Boyett, who led the Ducks in tackles twice within his first three years.

Neal's 2010 charges also played a large role in Oregon ranking seventh nationally in pass efficiency defense (104.00), 12th in scoring defense (18.69) and 20th in opponent 3rd down conversions (35.07%).

The Ducks led the Pac-12 in pass efficiency defense in 2012 and 2013.

What made 2009 remarkable in Eugene was the fact Neal had to develop a secondary without two of its top three expectant stalwarts at cornerback with the season-ending injuries to Walter Thurmond III and Willie Glasper in the first half of the season. Yet Jackson tied for fourth in the Pac-10 in interceptions (4) and sixth in passes defended (0.83 avg.).

Neal has been instrumental in teaching the art of the takeaways and has the numbers to prove it. Oregon's defense has finished among the top three in the conference in interceptions six of the past 10 years while ranking third or better in the league in pass efficiency defense nine times during that same span.

The Ducks' 20 interceptions in 2007 were the second-most among Pac-10 schools and tied for 10th in the nation, while Byrd tied for ninth

(0.54 avg.) among individuals. Neal's defensive backs were a large factor in UO's top Pac-10 ranking in turnover margin (0.69 avg., 18th nationally), after a second-to-last finish in that statistic in 2006.

Oregon finished second in the country with 23 interceptions in 2005, marking the program's most thefts in 37 years, as well as the Pac-10 Conference's runner-up in pass efficiency defense (26th nationally). Neal played a major role in the Ducks leading the league in total defense for the first time since 1958 as well as pass defense for the second straight year in 2006.

He has been credited with much of the development of his players as well, with at least 11 members of the secondary earning all-conference honors in the past 10 seasons. Byrd and Patrick Chung were both named first-team Pac-10 all-conference choices in 2008 - the first time in 14 years the Ducks have been accorded more than one first-team league honoree in the secondary in the same season. Chung attracted All-America attention in each of his final two seasons, as did Ekpre-Olomu each of his last three seasons.

Prior to arriving at Oregon during the spring of 2003, the 58-year-old Neal spent eight seasons coaching the defensive backs at Alabama-Birmingham. He served as defensive coordinator his last two seasons at UAB, where the Blazers ranked fifth in the country in total defense in 2001 (265.9 avg.).

Helping UAB upgrade from the NCAA FCS level to full FBS status in Conference USA, Neal assisted in building the Blazers' program in many ways aside from his work on the field. He volunteered to be the team's recruiting coordinator, a position he held for six years. He also assumed duties with UAB's special teams, instructing punters, the punt return team and kick return team at some point during his eight-year tenure.

Before moving to UAB in 1995, Neal served as secondary coach at Mississippi from 1992-94. His 1993 squad led the nation in total defense (234.5 avg.) and ranked third against the pass while allowing the fewest touchdown passes in the country (5). The Rebels finished sixth nationally in pass defense while leading the SEC in 1994.

Neal sandwiched a pair of stints as defensive coordinator at Pacific (1990-91) and East Tennessee State (1986) around a three-year tenure as defensive backs coach at Oregon State (1987-89). The Beavers ranked second in the Pac-10 in pass defense in 1987 (183.3 avg.).

The 1980 Brigham Young graduate earned all-WAC honors at defensive back as a senior in 1979. He transferred to BYU after playing two seasons at Foothill Junior College (Los Altos Hills, Calif.).

He broke into the coaching profession as a graduate assistant at his alma mater in the spring of 1980 before moving to New Mexico to coach the Lobos' junior varsity team that fall. Neal was elevated to full-time assistant coach at New Mexico in 1981, where he coached linebackers and defensive backs through the 1985 campaign.





Jim Radcliffe
strength & conditioning
31st season at Oregon
Pacific University, 1980

One of the most overlooked elements in the success of Oregon's student-athletes is Jim Radcliffe, now in his 29th year as the school's head strength and conditioning coach and 31st overall. He not only plays a significant role in the Ducks' football program as the designer of the year-round conditioning calendar but also has been quick to aid the athletic development of athletes in the sports of baseball as well as men's and women's track & field.

While he has long been one of the integral components to the program's success – as often credited by both past and present Oregon student-athletes – his work and innovation are now recognized as one of the overwhelming contributions to the fast pace the football team has employed the past five years.

During his tenure as the longest among his counterparts within the Pac-12 Conference, he has established himself as a highly-respected teacher, coach and author. An active clinician throughout the country, he is widely recognized as one of the leading authorities regarding exercise for the development of strength, speed and agility.

In addition to overseeing a strength and conditioning program that was named one of the top 10 in the country in 2013 by *Bleacher Report*, Radcliffe was included on a list of the 65 most influential strength coaches of all time by another 2012 website, as well as one of three national finalists for *FootballScoop's* Strength and Conditioning Coach of the Year award in 2010.

Radcliffe, who guided the receivers during much of the 1999 fall camp, furnishes the student-athletes with a wide variety of exercise through weight training and lifting systems, and is a noted authority in the field of exercises dealing with the improvement of speed and quickness.

The 57-year-old McCloud, Calif., native became assistant strength coach at Oregon in 1985, a position he held for two years before assuming the direction over his specialty.

Radcliffe taught and coached a variety of sports and was the athletic trainer for four years at Aloha (OR) High School from 1980-83.

He then did graduate study at Colorado and worked in private business prior to joining the Ducks' staff. Graduating from Pacific (OR) with a degree in physical education and health in 1980, he played four seasons at defensive back and was captain of the special teams. Radcliffe earned his Master's in biomechanics from Oregon in 1992.

Radcliffe is active in national organizations surrounding his profession and is certified by the United States Weightlifting Federation. He also has written books, been published in numerous professional journals and produced videos on plyometrics, one of the most effective exercise techniques.



Joe Bernardi
offensive graduate assistant
third year
Fresno State, 2010

Joe Bernardi is in his third season at Oregon after working with Tennessee's offensive line as a quality control assistant for two seasons. A four-year starting center at Fresno State, the 2010 communications graduate was named to the Rimington Award watch list prior to his junior and senior seasons. His father, Gary, is a 34-year Division I collegiate coaching veteran, including stops at Colorado (third year), Arizona, UCLA and USC.



Kwame Agyeman
defensive graduate assistant
first year
Oregon, 2008

The former Oregon linebacker (2004-07) and two-year starter returns following a seven-year absence after receiving his undergraduate degree in political science at Oregon in 2008. The Illinois native played in the Arena Football League for three seasons while breaking into the coaching ranks as a volunteer assistant at Springfield's (OR) Thurston High School. He returned home to teach and coach at his prep alma mater - Lake Park (IL) High School (2010-13) - before initiating his career in collegiate athletics at Northwestern (2013 recruiting assistant; 2014 special teams quality control assistant coach).



Nate Costa
offensive graduate assistant
third year
Oregon, 2010

A former Oregon quarterback from 2006-10, Nate Costa endured an injury-plagued career to complete 50 of 71 passes for 556 yards and two touchdowns during the Ducks' 2009 Rose Bowl run and 2010 BCS National Championship Game campaign. The sociology graduate was voted his team's most inspirational player following a senior season highlighted by his completing 75.8 percent of his passes and running for 138 yards and two scores in nine appearances in 2010.



Matt Noyer
offensive intern
third year
Oregon, 2012

Matt Noyer served as a student assistant in the equipment room for three years before receiving his undergraduate degree in general social science from Oregon in the spring of 2012. He then volunteered in the athletics department in the areas of player development and on-campus recruiting until his current appointment.



TJ Paganetti
defensive graduate assistant
first year
Oregon, 2012

The former Oregon football student intern returns to Eugene following a two-year absence after serving as an analyst for the football staff with the Philadelphia Eagles during the 2013 and '14 seasons. The Bedford, Mass., native broke into the collegiate football ranks with the Ducks as an undergraduate intern in 2007 while earning his degree in political science from Oregon in 2012. Following his graduation, he was then elevated to the position of offensive intern during the program's successful Fiesta Bowl run in 2012.



Shawn Young
defensive intern
third year
Oregon, 2012

Shawn Young enters his third season as a defensive line and special teams intern for Oregon. Prior to being an intern, Young assisted with the football program as an undergraduate from 2009-13 and earned a B.S. in economics with a minor in business administration. He played his college football at Fresno State and also competed in Namibia's Professional Rugby League from 2001-04.



HISTORY

ALL-TIME SINGLE-GAME RECORDS

MOST YARDS RUSHING

Name	Yds.	Att.	Date	Opponent
1. Kenjon Barner	321	38	11-03-2012	@USC
2. LaMichael James	288	23	9-24-2011	@Arizona
3. Onterio Smith	285	26	10-27-2001	@Washington State
4. LaMichael James	257	31	10-02-2010	Stanford
5. Jonathan Stewart	253	23	12-31-2007	vs. South Florida
6. Jonathan Stewart	251	32	10-20-2007	@Washington
7. Bobby Moore	249	27	9-18-1971	Utah
8. LaMichael James	239	36	10-30-2010	@USC
9. LaMichael James	227	14	9-18-2010	Portland State
Tony Cherry	227	27	9-21-1985	Stanford

MOST YARDS PASSING

Name	Yds.	Date	Opponent
1. Bill Musgrave	489	11-04-1989	@Brigham Young
2. Ryan Perry-Smith	468	9-28-1996	@Arizona State
3. Marcus Mariota	456	9-14-2013	Tennessee
Akili Smith	456	12-25-1998	Colorado
Danny O'Neil	456	1-02-1995	Penn State
6. Bill Musgrave	443	9-08-1990	San Diego State
7. Akili Smith	442	11-07-1998	Washington
8. Kellen Clemens	437	10-09-2004	@Washington State
9. Joey Harrington	434	10-28-2000	@Arizona State
10. Akili Smith	430	11-21-1998	@Oregon State

MOST PASS RECEPTIONS

Name	Rec.	Date	Opponent
1. Samie Parker	16	12-31-2003	Minnesota
2. Jeff Maehl	12	11-21-2009	@Arizona
Demetrius Williams	12	10-09-2004	@Washington State
4. Marshaun Tucker	11	10-28-2000	@Arizona State
Cristin McLemore	11	9-23-1995	Stanford
Josh Wilcox	11	1-02-1995	Penn State
Cristin McLemore	11	11-13-1993	Stanford
Derrick Deadwiler	11	10-02-1993	@California
Greg Bauer	11	11-13-1976	Stanford
Bob Newland	11	11-07-1970	Air Force

MOST YARDS RECEIVING

Name	Yds.	Date	Opponent
1. Tony Hartley	242	11-07-1998	Washington
2. Derrick Deadwiler	234	10-02-1993	@California
3. Cristin McLemore	230	11-13-1993	Stanford
4. Bob Newland	225	9-19-1970	@Illinois
5. Blake Spence	214	10-18-1997	Utah
6. Tony Hargain	206	9-08-1990	San Diego State
7. Samie Parker	200	12-31-2003	Minnesota
8. Pat Johnson	199	11-22-1997	Oregon State
9. Marshaun Tucker	196	9-09-2000	@Wisconsin
10. Josh Huff	186	11-29-2013	Oregon State

MOST YARDS TOTAL OFFENSE

Name	Yds.	Pass	Rush	Date	Opponent
1. Bill Musgrave	498	489	9	11-04-1989	@Brigham Young
2. Marcus Mariota	483	456	27	9-14-2013	Tennessee
3. Kellen Clemens	473	437	36	10-09-2004	@Washington St.
4. Bill Musgrave	468	443	25	9-08-1990	San Diego State
5. Akili Smith	457	456	1	12-25-1998	Colorado
6. Akili Smith	456	442	14	11-07-1998	Washington
7. Kellen Clemens	447	425	22	10-15-2005	Washington
8. Ryan Perry-Smith	446	468	-22	9-28-1996	@Arizona State
9. Danny O'Neil	445	465	-20	1-02-1995	Penn State
10. Joey Harrington	433	434	-1	10-28-2000	@Arizona State

MOST ALL-PURPOSE YARDS

Name	Yds.	Rush	Rec.	Ret.	Date	Opponent
1. LaMichael James	363	288	15	60	11-24-2011	@Arizona
2. Kenjon Barner	347	321	26	0	11-03-2012	@USC
3. Onterio Smith	342	285	0	57	10-27-2001	@WSU
4. Keenan Howry	338	0	152	186	10-20-2001	Stanford
Bobby Moore	338	249	89	0	9-18-1971	Utah
6. Pat Johnson	337	-6	199	144	11-22-1997	OSU
7. Tony Cherry	323	83	0	240	10-27-1984	WSU
8. Tony Cherry	320	227	33	60	9-21-1985	Stanford
9. De. Thomas	314	155	34	125	1-02-2012	Wisconsin
10. Ricky Whittle	312	161	72	79	10-14-1995	@California

MOST INTERCEPTIONS

Name	Int.	Date	Opponent
1. Steve Smith	3	1-01-2002	Colorado
Steve Smith	3	9-22-2001	USC
Herman O'Berry	3	11-07-1992	California
Daryle Smith	3	9-29-1990	Brigham Young
Anthony Newman	3	11-22-1986	Oregon State
Ed Hulbert	3	11-01-1986	California
Dick James	3	10-22-1955	Arizona
George Shaw	3	11-03-1951	Idaho
George Shaw	3	9-29-1951	Arizona
Woodley Lewis	3	9-24-1949	Idaho
Jake Leicht	3	11-17-1945	California
Jake Leicht	3	10-20-1945	Washington State
Shy Huntington	3	1-01-1917	Pennsylvania

MOST TACKLES (since 1983)

Name	U-A-TT	Date	Opponent
1. Lerry Wilson	3-19-22	9-24-1983	Houston
2. Dan Ralph	3-18-21	11-19-1983	Oregon State
3. Michael Clay	10-10-20	11-17-2012	Stanford
4. Joe Farwell	7-13-20	11-23-1991	Oregon State
5. Chris Vandiver	13-06-19	9-26-1998	Stanford
6. Scott Whitney	8-11-19	10-29-1988	Arizona State
7. Todd Welch	12-07-19	11-17-1984	@Oregon State
8. Peter Sirmon	12-06-18	10- 9-1999	@UCLA
Jeremy Asher	11-07-18	9- 9-1995	Illinois
Rich Ruhl	14-04-18	11-19-1994	@Oregon State
Eric Castle	11-07-18	10-13-1990	@Washington
Mark Kearns	8-10-18	10- 3-1987	Washington
Bob Hudetz	13-05-18	10-13-1984	USC
Jeff Williams	7-11-18	9-10-1983	@Ohio State



Shy Huntington (1914-16) had a Rose Bowl record 3 interceptions in UO's 1917 victory vs. Pennsylvania

LONGEST RUN

Name	Yds.	Date	Opponent
1. Bob Smith	92*	11-05-1938	Idaho
2. DeAnthony Thomas	91*	1-02-2012	Wisconsin
3. LaMichael James	90	9-17-2011	Missouri State
4. Jonathan Stewart	88*	9-15-2007	Fresno State
5. Taylor Alie	87*	9-19-2015	Georgia State
6. Marcus Mariota	86*	10-18-2012	@Arizona State
7. Josh Huff	85*	11-26-2010	Arizona
Don Reynolds	85*	10-21-1972	Stanford
Louie Anderson	85*	10-18-1924	Stanford
John Zacharias	85*	10-19-1907	Pacific

LONGEST PASS PLAY

Receiver/Passer	Yds.	Date	Opponent
1. Newland/Blanchard	95*	9-19-1970	@Illinois
2. Johnson/Maas	90*	11-22-1997	Oregon State
3. Obee/Nelson	89*	11-14-1987	@Washington State
4. Johnson/Graziani	88*	8-31-1996	@Fresno State
5. Tate/O'Neil	87*	9-25-1993	@Illinois
6. Williams/Clemens	86*	8-30-2003	@Mississippi State
DeBisschop/Miller	86*	11-16-1985	@Arizona
8. B. Paysinger/Dixon	85*	9-08-2007	@Michigan
Williams/Clemens	85*	11-01-2003	@Washington
Moore/Fouts	85*	11-06-1971	@Air Force

LONGEST KICKOFF RETURN

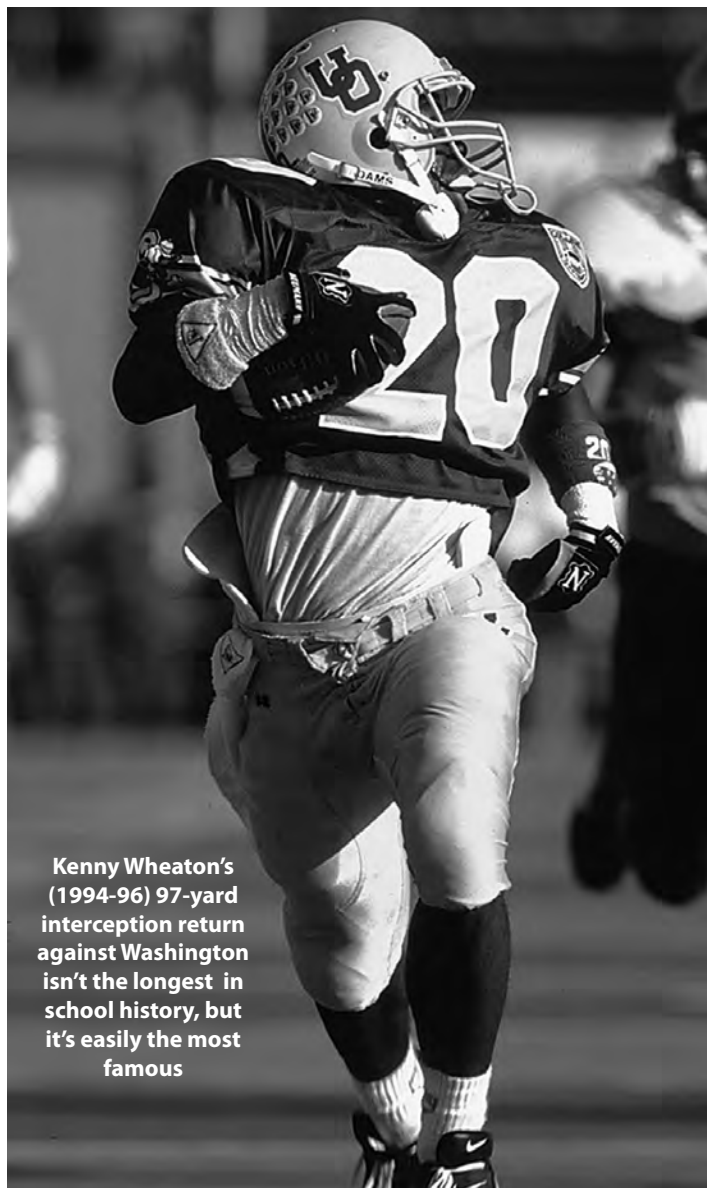
Name	Yds.	Date	Opponent
1. Woodley Lewis	102*	10-15-1949	Colorado
2. Kenjon Barner	100*	10-10-2009	@UCLA
3. Jason Cooper	99*	9-18-1999	Nevada
Chris Oldham	99*	10-08-1988	@USC
5. Jonathan Stewart	97*	11-19-2005	Oregon State
Kenny Washington	97*	11-15-2003	@UCLA
7. DeAnthony Thomas	96*	11-19-2011	USC
Onterio Smith	96*	10-20-2001	Stanford
9. Pat Johnson	95*	10-12-1996	@Stanford
10. DeAnthony Thomas	94*	1-03-2013	Kansas State
Mel Renfro	94*	11-04-1961	@Stanford

LONGEST PUNT RETURN

Name	Yds.	Date	Opponent
1. Woodley Lewis	92*	11-14-1949	Oregon State
2. Jay Graybeal	90*	12-04-1937	@Arizona
3. Jairus Byrd	87*	9-13-2008	@Purdue
Ronnie Harris	87*	9-26-1992	UNLV
Bill Bowerman	87*	10-10-1931	@Washington
6. Brian Brown	86*	10-20-1990	Arizona State
7. Bralon Addison	81*	9-12-2015	@Michigan State
Keenan Howry	81	10-20-2001	Stanford
9. Kenjon Barner	80*	9-11-2010	@Tennessee
John Kitzmiller	80*	10-19-1929	Idaho
E.C. Latourette	80*	11-13-1909	@Idaho

LONGEST INTERCEPTION RETURN

Name	Yds.	Date	Opponent
1. Ken Klein	99*	10-15-1966	@Air Force
2. Dior Mathis	97	9-07-2013	@Virginia
Kenny Wheaton	97*	10-22-1994	Washington
Kenny Bryant	97*	9-17-1977	@Texas Christian
5. John Kitzmiller	96*	11-29-1928	UCLA
6. Daryle Smith	94*	10-05-1991	New Mexico State
7. Robert Robinson	92	10-26-1929	@Washington
8. Justin Phinisee	86	10-01-2005	@Stanford
9. Isaac Walker	82*	10-21-1995	Washington State
10. Matt Smith	81*	10-09-1999	@UCLA
Steve Kemp	81*	12-20-1990	Arizona State



Kenny Wheaton's (1994-96) 97-yard interception return against Washington isn't the longest in school history, but it's easily the most famous

LONGEST FIELD GOAL (All FG Over 50 Yards)

Name	Yds.	Date	Opponent
1. Jared Siegel	59	10-12-2002	@UCLA
2. Roy Geiger	57	10-29-1977	@Washington State
3. Tommy Thompson	56	10-17-1992	Washington
Steve Buettner	56	11-06-1971	@Air Force
5. Tommy Thompson	54	11-06-1993	@Arizona
6. Jared Siegel	53	10-05-2002	@Arizona
Kirk Dennis	53	10-03-1987	Washington
Dean Otto	53	9-21-1985	Stanford
Fred Moullen	53	10-13-1908	Idaho
10. Matt Evensen	52	10-25-2008	@Arizona State
Jared Siegel	52	9-21-2002	Portland State
Tommy Thompson	52	10-30-1993	Washington State
Tim Wise	52	11-20-1982	Arizona
14. Matt Evensen	51	10-08-2005	@Arizona State
Paul Martinez	51	9-01-2005	@Houston
Jared Siegel	51	10-23-2004	@Stanford
Jared Siegel	51	11-15-2003	@UCLA
Tommy Thompson	51	10-03-1992	Arizona State
Gregg McCallum	51	9-28-1991	USC
Gregg McCallum	51	9-22-1990	@Arizona
Paul Schwabe	51	11-12-1983	@Stanford
Roy Geiger	51	10-22-1977	@Louisiana State
Roy Geiger	51	10-09-1976	@California

ALL-TIME SEASON RECORDS

RUSHING (All 1,000-yard Seasons)

Name	Year	TC	YG	Net	Avg.	TD	Yds/G
1. LaMichael James	2011	247	1870	1805	7.31	18	150.4
2. Kenjon Barner	2012	278	1849	1767	6.36	21	135.9
3. LaMichael James	2010	294	1840	1731	5.89	21	144.2
4. Jonathan Stewart	2007	280	1798	1722	6.15	11	132.5
5. LaMichael James	2009	230	1608	1546	6.72	14	118.9
6. Royce Freeman	2014	252	1392	1365	5.4	18	91.0
7. Saladin McCullough	1997	267	1411	1343	5.03	9	111.9
8. Reuben Droughns	1999	277	1307	1234	4.45	9	112.2
9. Bobby Moore	1971	249	1295	1211	4.86	7	121.1
10. Derek Loville	1988	265	1256	1202	4.53	13	100.2
11. Jeremiah Johnson	2008	168	1252	1201	7.15	13	92.4
12. Maurice Morris	2000	286	1313	1188	4.20	8	99.0
13. Terrence Whitehead	2004	200	1164	1144	5.70	6	104.0
14. Onterio Smith	2002	244	1169	1141	4.68	12	114.1
15. Onterio Smith	2001	175	1088	1058	6.05	7	88.2
16. Maurice Morris	2001	180	1102	1049	5.83	9	95.4
17. Byron Marshall	2013	168	1067	1038	6.18	14	86.5
18. Ricky Whittle	1995	260	1134	1021	3.93	12	85.1
19. Tony Cherry	1985	211	1048	1006	4.77	9	100.6
20. LeGarrette Blount	2008	137	1038	1002	7.31	17	77.1
Don Reynolds	1973	226	1045	1002	4.43	6	91.1

PASSING

Name	Year	PA	PC	PI	Pct.	TD	Yards
1. Marcus Mariota	2014	445	304	4	.686	42	4454
2. Akili Smith	1998	371	215	8	.580	32	3763
3. Marcus Mariota	2013	386	245	4	.635	31	3665
4. Danny O'Neil	1993	360	223	15	.619	22	3224
5. Bill Musgrave	1989	401	231	16	.576	22	3081
6. Joey Harrington	2000	405	214	14	.528	22	2967
7. Darron Thomas	2010	361	222	9	.615	30	2881
8. Joey Harrington	2001	364	214	6	.588	27	2764
9. Darron Thomas	2011	339	211	7	.622	33	2761
10. Jason Fife	2002	367	190	10	.518	24	2752

TOTAL OFFENSE

Name	Year	Plays	Rush	Pass	TD	Total
1. Marcus Mariota	2014	580	770	4454	57	5224
2. Marcus Mariota	2013	482	715	3665	40	4380
3. Akili Smith	1998	453	184	3763	36	3947
4. Marcus Mariota	2012	442	752	2677	36	3429
5. Darron Thomas	2010	454	486	2881	35	3367
6. Joey Harrington	2000	471	124	2967	29	3091
7. Danny O'Neil	1993	457	-137	3224	23	3087
8. Bill Musgrave	1989	446	-79	3081	23	3002
9. Darron Thomas	2011	395	206	2761	36	2967
10. Tony Graziani	1995	507	236	2604	17	2840

PASS RECEPTIONS

Name	Year	PC	YG	Avg.	TD
1. Jeff Maehl	2010	77	1076	14.0	12
Samie Parker	2003	77	1088	14.1	7
3. Byron Marshall	2014	74	1003	13.6	6
4. Jaison Williams	2006	68	984	14.5	6
5. Bob Newland	1970	67	1123	16.6	7
6. Cristin McLemore	1995	64	1036	16.2	4
7. Josh Huff	2013	62	1140	18.4	12
8. Bralon Addison	2013	61	890	14.6	7
9. Demetrius Williams	2005	59	1059	17.9	10
10. Damon Griffin	1998	58	1038	17.9	7

RECEIVING YARDAGE (All 1,000-yard Seasons)

Name	Year	PC	YG	Avg.	TD
1. Josh Huff	2013	62	1140	18.4	12
2. Bob Newland	1970	67	1123	16.6	7
3. Samie Parker	2003	77	1088	14.1	7
4. Jeff Maehl	2010	77	1076	14.0	12
5. Pat Johnson	1997	55	1072	19.5	8
6. Demetrius Williams	2005	55	1059	17.9	10
7. Damon Griffin	1998	58	1038	17.9	7
8. Cristin McLemore	1995	64	1036	16.2	4
9. Tony Hartley	1998	48	1015	21.1	10
10. Byron Marshall	2014	74	1003	13.6	6

ALL-PURPOSE YARDS

Name	Year	Rush	Rec	KR	PR	Total
1. Jonathan Stewart	2007	1722	145	614	0	2481
2. De'Anthony Thomas	2011	595	605	983	52	2235
3. LaMichael James	2011	1805	210	21	139	2175
4. Kenjon Barner	2012	1767	256	0	0	2023
5. Saladin McCullough	1997	1343	160	441	0	1944
6. LaMichael James	2010	1731	208	0	-2	1937
7. Ricky Whittle	1995	1021	437	477	0	1935
8. Pat Johnson	1997	-6	1072	516	249	1831
9. Jonathan Stewart	2006	981	144	646	0	1771
10. De'Anthony Thomas	2012	701	445	389	222	1757
LaMichael James	2009	1546	168	43	0	1757

SCORING

Name	Year	TD	1-PT	2-PT	FG	PTS
1. LaMichael James	2010	24	0-0	0	0-0	144
2. Kenjon Barner	2012	23	0-0	0	0-0	138
3. LaMichael James	2011	20	0-0	0	0-0	120
4. Nathan Villegas	1998	0	57-57	0	20-22	117
5. Royce Freeman	2014	19	0-0	0	0-0	114
6. De'Anthony Thomas	2011	18	0-0	1	0-0	110
7. Jared Siegel	2002	0	49-50	0	20-24	109
Gregg McCallum	1989	0	37-37	0	24-32	109
9. De'Anthony Thomas	2012	18	0-0	0	0-0	108
10. Morgan Flint	2009	0	54-54	1	16-19	104
LeGarrette Blount	2008	17	0-0	1	0-0	104

FIELD GOALS

Name	Year	FG	Att.
1. Gregg McCallum	1989	24	32
2. Tommy Thompson	1992	21	34
3. Jared Siegel	2002	20	24
Nathan Villegas	1998	20	22
5. Paul Martinez	2005	19	24
6. Kirk Dennis	1988	17	32
7. Morgan Flint	2009	16	19
Matt Evensen	2007	16	20
Joshua Smith	1995	16	24
Tommy Thompson	1993	16	21

FIELD GOAL PERCENTAGE (minimum 8 attempts)

Name	Year	Pct	FG-FGA
1. Matt MacLeod	1985	1.000	8-8
2. Nathan Villegas	1998	.909	20-22
3. Morgan Flint	2009	.842	16-19
4. Jared Siegel	2002	.833	20-24
Gregg McCallum	1990	.833	15-18
6. Matt Evensen	2007	.800	16-20
7. Paul Martinez	2005	.792	19-24
8. Josh Frankel	1999	.786	11-14
9. Matt Wogan	2013	.778	7-9
Morgan Flint	2008	.778	7-9

PUNTING AVERAGE

Name	Year	Avg.	No.
1. Josh Bidwell	1998	46.0	51
2. Jackson Rice	2011	45.9	48
3. Mike Preacher	1986	43.7	49
4. Mike Preacher	1984	43.0	57
5. Len Isberg	1940	42.8	39
6. Josh Syria	2008	42.5	53
7. Jackson Rice	2010	42.3	40
8. Jose Arroyo	2002	42.2	77
Alan Pitcaithley	1969	42.2	28
10. Josh Syria	2007	41.7	71
Kurtis Doerr	1999	41.7	59

PUNT RETURN YARDS

Name	Year	Yards	Avg.	No.
1. Cliff Harris	2010	546	18.8	29
2. Michael Fletcher	1998	532	11.6	46
3. Ronnie Harris	1992	517	11.2	46
4. Jake Leicht	1947	480	13.7	35
5. Keenan Howry	2001	469	13.4	35
6. Keenan Howry	2002	458	14.3	32
7. Tommy Roblin	1941	429	14.3	30
8. Terry Obee	1987	410	12.1	34
9. Terry Obee	1988	409	9.7	42
10. Michael Fletcher	1999	390	9.8	40

PUNT RETURN AVERAGE (Minimum 9 Returns)

Name	Years	Avg.	Ret.-Yds.
1. Cliff Harris	2010	18.8	29-546
2. Jim Shanley	1956	17.6	10-176
3. De'Anthony Thomas	2012	17.1	13-222
4. Leroy Phelps	1956	17.0	12-204
5. Justin Phinisee	2004	15.4	17-261
Walter Thurmond III	2009	15.0	11-165
7. Keenan Howry	2002	14.3	32-458
Tommy Roblin	1941	14.3	30-429
9. Bralon Addison	2013	14.1	20-281
10. Jake Leicht	1945	14.0	23-322

KICKOFF RETURN YARDS

Name	Year	Yards	Avg.	No.
1. Kenjon Barner	2009	1020	24.9	41
2. De'Anthony Thomas	2011	983	27.3	36
3. Chris Oldham	1988	765	29.4	26
4. Tony Cherry	1984	751	25.9	29
5. Steve Brown	1981	694	26.6	26
6. Derek Loville	1986	686	20.8	33
7. Steve Brown	1982	672	23.2	29
8. Jonathan Stewart	2006	646	28.1	23
9. Dwight Robertson	1979	632	25.2	25
10. Allan Amundson	2000	615	23.6	23

KICKOFF RETURN AVERAGE (Minimum 9 Returns)

Name	Year	Avg.	Ret.-Yds.
1. Woodley Lewis	1949	43.2	9-389
2. Jonathan Stewart	2005	33.7	12-404
3. Ricky Whittle	1994	33.4	9-301
4. Sean Burwell	1993	31.1	9-280
5. Jim Shanley	1957	30.9	10-309
6. Pat Johnson	1996	30.7	12-368
7. Chris Oldham	1988	29.4	26-764
8. Pat Johnson	1997	28.9	16-462
9. Jonathan Stewart	2006	28.1	23-646
10. Michael McClellan	1990	28.1	14-393

INTERCEPTIONS

Name	Year	Int.	Yards
1. George Shaw	1951	13	136
2. Jake Leicht	1945	10	202
3. Steve Smith	2001	9	139
4. Chris Oldham	1989	8	35
Woodley Lewis	1949	8	127
6. Erick Dargan	2014	7	110
Jairus Byrd	2007	7	31
Aaron Gipson	2005	7	117
Herman O'Berry	1992	7	21
Ed Hulbert	1986	7	48
Bill Drake	1971	7	112

TACKLES (Since 1969)

Name	Year	Total	UT-AT
1. Tom Graham	1969	206	105-101
2. Bruce Beekley	1978	190	100-90
3. Steve Rennie	1971	184	103-81
4. Bruce Beekley	1977	170	123-47
5. Tom Graham	1970	154	103-51
6. Willie Blasher	1978	147	98-49
7. Chris Cosgrove	1979	140	89-51
8. Mark Kearns	1989	131	100-31
Darrell Mehl	1974	131	85-46
10. Willie Blasher	1977	129	91-38
Steve Donnelly	1974	129	84-45

QUARTERBACK SACKS (Since 1980)

Name	Year	No.
1. Nick Reed	2008	13.0
Ernest Jones	1993	13.0
3. Nick Reed	2007	12.0
Mike Walter	1982	12.0
5. Kenny Rowe	2009	11.5
Devan Long	2003	11.5
7. Anthony Trucks	2005	11.0
Saul Patu	2000	11.0
Ernest Jones	1992	11.0
10. Peter Brantley	1989	10.5

TACKLES FOR LOSS (Since 1971)

Name	Year	No.
1. Kevin Mitchell	2001	23.0
2. Nick Reed	2007	22.5
3. Andy Vorbora	1980	22.0
4. Nick Reed	2008	20.0
Saul Patu	2000	20.0
Reggie Jordan	1996	20.0
Ernest Jones	1993	20.0
8. Jeff Cummins	1992	18.0
Mike Walter	1982	18.0
10. Will Tukuafu	2008	17.5

PASSES BROKEN UP (Since 1971)

Name	Year	No.
1. Steve Smith	2001	28
2. Steve Smith	2000	22
Rashad Bauman	2000	22
4. Alex Molden	1992	19
Alex Molden	1994	19
Steve Brown	1982	19
7. Troy Hill	2014	18
Walter Thurmond III	2007	18
9. Cliff Harris	2010	17
10. Ifo Ekpre-Okumu	2012	16
Rashad Bauman	2001	16

ALL-TIME CAREER RECORDS

RUSHING

Name	Years	TC	YG	Net	Avg.	TD	Yds/G
1. LaMichael James	2009-11	771	5318	5082	6.6	53	137.4
2. Kenjon Barner	2009-12	582	3779	3623	6.2	41	73.9
3. Derek Loville	1986-89	811	3444	3296	4.0	41	73.2
4. Jonathan Stewart	2005-07	516	3037	2891	5.6	27	80.3
5. Terrence Whitehead	2002-05	612	2981	2832	4.6	18	62.9
6. Sean Burwell	1990-93	668	2940	2758	4.1	21	67.3
7. Ricky Whittle	1992-95	590	2747	2545	4.3	22	57.8
8. Jeremiah Johnson	2005-08	349	2433	2336	6.7	30	58.4
9. Bobby Moore	1969-71	474	2492	2306	4.0	22	74.4
10. Marcus Mariota	2012-14	337	2710	2237	6.6	29	54.6
Maurice Morris	2000-01	466	2415	2237	4.8	17	97.3

PASSING

Name	Years	PA	PC	PI	Pct.	TD	Yards
1. Marcus Mariota	2012-14	1167	779	14	.668	105	10796
2. Bill Musgrave	1987-90	1104	634	40	.574	60	8343
3. Danny O'Neil	1991-94	1132	636	37	.562	62	8301
4. Kellen Clemens	2002-05	1005	613	24	.609	61	7555
5. Joey Harrington	1998-01	928	512	23	.552	59	6911
6. Chris Miller	1983-86	1015	560	39	.552	42	6681
7. Dan Fouts	1970-72	956	482	54	.504	37	5995
8. Darron Thomas	2008-11	733	449	17	.613	66	5910
9. Akili Smith	1997-98	571	323	15	.566	45	5148
10. Dennis Dixon	2004-07	695	444	21	.639	38	5129

TOTAL OFFENSE

Name	Years	Plays	Rush	Pass	Total	TD
1. Marcus Mariota	2012-14	1504	2237	10796	13033	134
2. Bill Musgrave	1987-90	1275	-203	8343	8140	64
3. Danny O'Neil	1991-94	1449	-177	8301	8124	67
4. Kellen Clemens	2002-05	1278	535	7555	8090	67
5. Joey Harrington	1998-01	1073	210	6911	7121	77
6. Chris Miller	1983-86	1195	160	6681	6841	49
7. Darron Thomas	2008-11	895	719	5910	6629	75
8. Dennis Dixon	2004-07	953	1208	5129	6337	50
9. Dan Fouts	1970-72	1123	-124	5995	5871	41
10. Akili Smith	1997-98	742	367	5148	5515	51

PASS RECEPTIONS

Name	Years	PC	YG	Avg.	TD
1. Jeff Maehl	2007-10	178	2311	13.0	24
Samie Parker	2000-03	178	2761	15.5	19
3. Jaison Williams	2005-08	174	2546	14.6	21
4. Keenan Howry	1999-02	173	2698	15.6	24
5. Demetrius Williams	2002-05	162	2660	16.4	20
Cristin McLemore	1992-95	162	2498	15.4	24
7. Tony Hartley	1996-99	160	2744	17.2	22
8. Josh Huff	2010-13	144	2366	16.4	24
9. Bobby Moore	1969-71	131	1565	11.9	18
10. Bob Newland	1968-70	125	1941	13.5	13

RECEIVING YARDAGE

Name	Years	PC	YG	Avg.	TD
1. Samie Parker	2000-03	178	2761	15.5	19
2. Tony Hartley	1996-99	160	2744	17.2	22
3. Keenan Howry	1999-02	173	2698	15.6	24
4. Demetrius Williams	2002-05	162	2660	16.4	20
5. Jaison Williams	2005-08	174	2546	14.6	21
6. Cristin McLemore	1992-95	162	2498	15.4	24
7. Josh Huff	2010-13	144	2366	16.4	24
8. Jeff Maehl	2007-10	178	2311	13.0	24
9. Terry Obee	1986-89	122	2233	18.3	16
10. Lew Barnes	1983-85	117	2048	17.5	18

ALL-PURPOSE YARDS

Name	Years	Rush	Rec	KR	PR	Total
1. LaMichael James	2009-11	5082	586	64	137	5869
2. Kenjon Barner	2009-12	3623	591	1371	263	5848
3. De'Anthony Thomas	2011-13	1890	1296	1885	274	5345
4. Derek Loville	1986-89	3296	744	1183	0	5223
5. Sean Burwell	1990-93	2758	1033	1181	0	4972
6. Jonathan Stewart	2005-07	2891	334	1664	0	4889
7. Ricky Whittle	1992-95	2545	838	1105	0	4488
8. Terrence Whitehead	2002-05	2832	1239	211	53	4335
9. Keenan Howry	1999-02	150	2698	45	1221	4114
10. Bobby Moore	1969-71	2306	1565	27	0	3898

SCORING

Name	Years	TD	1-PAT	2-PAT	FG	Pts.
1. LaMichael James	2009-11	58	0-0	0	0-0	348
2. Jared Siegel	2001-04	0	176-180	0	49-69	323
3. Kenjon Barner	2009-12	50	0-0	0	0-0	300
4. De'Anthony Thomas	2011-13	46	0-0	1	0-0	278
5. Derek Loville	1986-89	45	0-0	1	0-0	272
6. Gregg McCallum	1988-91	0	91-92	0	45-62	226
Bobby Moore	1969-71	36	0-0	5	0-0	226
8. Joshua Smith	1995-97	0	98-105	0	36-54	206
9. Matt Evensen	2005-08	0	106-108	1	32-50	204
10. Jonathan Stewart	2005-07	33	0-0	0	0-0	198

FIELD GOALS

Name	Years	FG	Att.
1. Jared Siegel	2001-04	49	69
2. Gregg McCallum	1989-91	45	62
3. Tommy Thompson	1990-93	37	55
4. Joshua Smith	1995-97	36	54
5. Paul Martinez	2003-06	34	46
6. Nathan Villegas	1998-99	33	40
7. Matt Evensen	2005-08	32	50
Kirk Dennis	1987-88	32	54
Matt MacLeod	1984-86	32	43
10. Josh Frankel	1996-00	26	41

FIELD GOAL PERCENTAGE (Minimum 10 attempts)

Name	Years	Pct.	FG-FGA
1. Nathan Villegas	1998-99	.825	33-40
2. Morgan Flint	2006-09	.821	23-28
3. Matt MacLeod	1984-86	.744	32-43
4. Paul Martinez	2003-06	.739	34-46
5. Gregg McCallum	1989-91	.726	45-62
6. Jared Siegel	2001-04	.710	49-69
7. Roy Geiger	1976-77	.676	23-34
8. Tommy Thompson	1990-93	.672	37-55
9. Joshua Smith	1995-97	.667	36-54
Rob Beard	2009-12	.667	16-24

PUNTING AVERAGE

Name	Years	Avg.	No.-Yds.
1. Mike Preacher	1984-86	42.95	166-7129
2. Len Isberg	1940	42.82	39-1670
3. Josh Syria	2007-08	42.05	124-5214
4. Jackson Rice	2009-12	42.02	200-8404
5. Kurtis Doerr	1999-00	41.17	127-5228
6. Josh Bidwell	1995-98	40.83	229-9350
7. Jose Arroyo	2001-02	40.65	139-5650
8. Kevin Hicks	1982-83	40.43	153-6186
9. Curt Mecham	1941	40.41	61-2465
10. Tom Blanchard	1967-70	40.33	94-3791

PUNT RETURN YARDAGE

Name	Years	Yards	Avg.	No.
1. Keenan Howry	1999-02	1221	11.7	104
2. Terry Obee	1986-89	1182	9.5	124
3. Michael Fletcher	1996-99	1084	10.5	105
4. Jake Leicht	1945-47	980	14.1	69
5. Eugene Young	1980-82	802	9.8	82
6. Pat Johnson	1994-97	798	8.9	89
7. Brian Brown	1990-93	698	7.6	92
8. Cliff Harris	2009-11	614	16.2	38
9. Justin Phinisee	2002-05	609	12.2	50
10. Lew Barnes	1983-85	605	9.9	61

PUNT RETURN AVERAGE

Name	Years	Avg.	Ret.-Yds.
1. DeAnthony Thomas	2011-13	17.1	16-274
2. Cliff Harris	2009-11	16.2	38-614
3. Walter Thurmond III	2006-09	15.0	11-165
4. Cliff Hicks	1985-87	14.7	18-265
5. Jake Leicht	1945-47	14.2	69-980
6. Jim Shanley	1955-57	14.0	25-350
7. Leroy Phelps	1955-57	13.4	19-255
8. Mel Renfro	1961-63	12.9	10-129
9. Willie West	1957-59	12.6	19-240
10. Bralon Addison	2012-	12.5	24-300

KICKOFF RETURN YARDAGE

Name	Year	Yards	Avg.	No.
1. DeAnthony Thomas	2011-13	1885	25.8	73
2. Steve Brown	1979-82	1868	23.9	78
3. Allan Amundson	1999-02	1680	23.3	72
4. Jonathan Stewart	2005-07	1664	28.7	58
5. Kenjon Barner	2009-12	1371	22.5	61
6. Chris Oldham	1987-89	1284	27.9	45
7. Dwight Robertson	1978-80	1262	25.2	50
8. Derek Loville	1986-89	1183	20.4	58
9. Sean Burwell	1990-93	1181	24.6	48
10. Kenny Washington	2000-04	1131	22.2	51

KICKOFF RETURN AVERAGE

Name	Years	Avg.	Ret.-Yds.
1. Woodley Lewis	1948-49	34.1	16-546
2. Jonathan Stewart	2005-07	28.7	53-1664
3. Michael McClellan	1988-90	28.1	16-449
4. Chris Oldham	1987-89	27.9	46-1284
5. Pat Johnson	1994-97	27.4	40-1095
Doug Judge	1983-84	27.4	12-329
7. Onterio Smith	2001-02	26.7	20-534
Mel Renfro	1961-63	26.7	23-613
9. Ricky Whittle	1992-95	26.3	42-1104
10. DeAnthony Thomas	2011-13	25.8	73-1885

INTERCEPTIONS

Name	Years	Int.	Yds.
1. George Shaw	1951-54	18	227
2. Jake Leicht	1945-47	17	298
3. Jairus Byrd	2006-08	17	113
4. Chris Oldham	1987-89	15	178
5. Bill Drake	1969-71	14	217
6. Erick Dargan	2011-14	13	187
Aaron Gipson	2002-05	13	156
Steve Smith	1998-01	13	178
Mario Clark	1972-75	13	64
9. Walter Thurmond III	2006-09	12	169
Rashad Bauman	1997-01	12	293
Eric Castle	1989-92	12	165
Steve Donnelly	1972-74	12	153

TACKLES (Since 1969)

Name	Years	Total	UT-AT
1. Tom Graham	1969-71	433	242-191
2. Bruce Beekley	1976-78	429	273-156
3. Joe Farwell	1989-92	393	215-178
4. Patrick Chung	2005-08	384	236-148
5. Darrell Mehl	1973-76	373	243-130
6. Kevin Mitchell	2000-03	366	202-164
7. Chris Cosgrove	1978-82	354	247-107
8. Chad Cota	1991-94	336	224-112
Steve Rennie	1969-71	336	190-146
10. Mark Kearns	1986-89	334	236-98

QUARTERBACK SACKS (Since 1980)

Name	Years	Total	By Season
1. Nick Reed	2005-08	29.5	(1-3.5-12-13)
2. Ernest Jones	1990-93	29.0	(1-4-11-13)
3. Saul Patu	1997-00	26.5	(3-5-7.5-11)
4. Devan Long	2002-05	24.5	(5-11.5-7.5-5)
5. Kenny Rowe	2007-10	23.5	(5-0-11.5-7)
Matt LaBounty	1988-91	23.5	(4-6.5-10-3)
7. Reggie Jordan	1993-96	19.0	(0-7-7-5)
Matt Brock	1985-88	19.0	(3-2-6-8)
Steve Baack	1981-83	19.0	(5-8-6)
10. Anthony Trucks	2002-05	18.0	(0-5-6.5-11)

TACKLES FOR LOSS (Since 1971)

Name	Years	Total	By Season
1. Saul Patu	1997-00	53.0	(5-12-16-20)
2. Nick Reed	2005-08	51.5	(3-6-22.5-20)
3. Devan Long	2002-05	48.0	(1.5-16.5-15-15)
4. Kevin Mitchell	2000-03	44.0	(4-23-10.5-6.5)
5. Ernest Jones	1990-93	43.0	(2-5-16-20)
6. Matt LaBounty	1988-91	41.0	(6-13-17-5)
7. Reggie Jordan	1993-96	40.0	(1-10-9-20)
8. Kenny Rowe	2007-10	37.5	(6-0-15-16.5)
9. Romeo Bandison	1990-93	35.0	(2-9-14-10)
10. Will Tukuafu	2007-09	32.5	(8.5-17.5-6.5)

PASSES BROKEN UP (Since 1971)

Name	Years	Total	By Season
1. Alex Molden	1992-95	60	(19-11-19-11)
2. Steve Smith	1998-01	56	(3-3-22-28)
3. Rashad Bauman	1997-01	55	(6-11-0-22-16)
4. Ifo Ekpre-Olomu	2011-14	39	(8-16-6-9)
5. Walter Thurmond III	2006-09	37	(9-18-8-2)
6. Jairus Byrd	2006-08	36	(7-15-14)
7. Troy Hill	2011-14	32	(6-4-4-18)
8. Cliff Harris	2009-11	30	(8-17-5)
9. Kenny Wheaton	1994-96	28	(7-6-15)
10. Keith Lewis	2000-03	26	(1-9-6-10)

INDIVIDUAL RECORDS SUMMARY

SCORING

Most Points Scored

Game: 60, Charles Taylor vs. Puget Sound, 10-22-1910
Modern: 30, Kenjon Barner at USC, 11-3-2012; vs. New Mexico, 9-4-2010; Saladin McCullough vs. Arizona, 11-9-1996
Season: 144, LaMichael James, 2010
Career: 348, LaMichael James, 2009-11
Freshman: 114, Royce Freeman, 2014

Most Touchdowns

Game: 10, Charles Taylor vs. Puget Sound, 10-22-1910
Modern: 5, Kenjon Barner at USC, 11-3-2012; vs. New Mexico, 9-4-2010; Saladin McCullough vs. Arizona, 11-9-1996
Season: 24, LaMichael James, 2010
Career: 58, LaMichael James, 2009-11
Freshman: 19, Royce Freeman, 2014

Most Total Points Accounted For

Game: 60, Charles Taylor vs. Puget Sound, 10-22-1910
Modern: 42, Marcus Mariota at Colorado, 10-5-2013 (30 pass, 12 rush)
Season: 348, Marcus Mariota, 2014 (252 pass, 90 rush, 6 receive)
Career: 804, Marcus Mariota, 2012- 2014 (618 pass, 174 rush, 12 receive)
Freshman: 228, Marcus Mariota, 2012(192 pass, 30 rush, 6 receive)

RUSHING

Attempts

Game: 45, Reuben Droughns vs. Arizona, 10-23-1999
Season: 294, LaMichael James, 2010
Career: 811, Derek Loville, 1986-89

Net Yards

Game: 321, Kenjon Barner at USC, 11-3-2012
Season: 1805, LaMichael James, 2011
Career: 5082, LaMichael James, 2009-11
Freshman: 1546, LaMichael James, 2009

Average Per Carry

Game: 77.5, De'Anthony Thomas (2-155) vs. Wisconsin, 1-2-2011
Season: 10.8, De'Anthony Thomas, 2011
Career: 7.8, De'Anthony Thomas, 2011-13
Freshman: 10.8, De'Anthony Thomas, 2011

Most Touchdowns

Game: 10, Charles Taylor vs. Puget Sound, 10-22-1910
Modern: 5, Kenjon Barner at USC, 11-3-2012; Saladin McCullough vs. Arizona, 11-9-1996
Season: 21, Kenjon Barner, 2012; LaMichael James, 2010
Career: 53, LaMichael James, 2009-11
Freshman: 18, Royce Freeman, 2014

Most 100-Yard Games

Season: 9, LaMichael James, 2010
LaMichael James, 2009
Jonathan Stewart, 2007
Saladin McCullough, 1997
Career: 26, LaMichael James, 2009-11

Most Consecutive 100-Yard Games

Season: 7, LaMichael James, 2009
Onterio Smith, 2002

RECEIVING

Receptions

Game: 16, Samie Parker vs. Minnesota, 12-31-2003
Season: 77, Jeff Maehl, 2010
Samie Parker, 2003
Career: 178, Jeff Maehl, 2007-10
Samie Parker, 2000-03

Receiving Yards

Game: 242, Tony Hartley vs. Washington, 11-7-1998
Season: 1140, Josh Huff, 2013
Career: 2761, Samie Parker, 2000-03

Touchdown Receptions

Game: 4, Keenan Howry vs. Arizona State, 11-3-2001
Season: 12, Josh Huff, 2013
Jeff Maehl, 2010
Career: 24, Josh Huff, 2010-13
Jeff Maehl, 2007-10
Keenan Howry, 1999-02
Cristin McLemore, 1992-95

Most 100-Yard Games

Season: 6, Josh Huff, 2013
Jaison Williams, 2006
Damon Griffin, 1998
Pat Johnson, 1997
Career: 11, Demetrius Williams, 2002-05

TOTAL OFFENSE

Most Plays

Game: 74, Danny O'Neil vs. Penn State, 1-2-1995
Season: 580, Marcus Mariota, 2014
Career: 1504, Marcus Mariota, 2012-2014

Most Yards

Game: 498, Bill Musgrave vs. BYU, 11-4-1989
Season: 5224, Marcus Mariota, 2014
Career: 12633, Marcus Mariota, 2012-2014

Average Yards Per Play

Season: 10.82, De'Anthony Thomas, 2011
Career: 8.68, Marcus Mariota, 2012-2014

Most Touchdowns

Game: 10, Charles Taylor vs. Puget Sound, 10-22-1910
Modern: 7, Marcus Mariota at Colorado, 10-5-2013 (5 pass, 2 rush)
Season: 57, Marcus Mariota, 2014 (42 pass, 15 rush)
Career: 134, Marcus Mariota, 2012- 2014(105 pass, 29 rush)

PASSING

Attempts

Game: 61, Danny O'Neil vs. Penn State, 1-2-1995
Season: 426, Tony Graziani, 1995
Career: 1132, Danny O'Neil, 1991-94

Completions

Game: 41, Danny O'Neil vs. Penn State, 1-2-1995
Season: 304, Marcus Mariota, 2014
Career: 779, Marcus Mariota, 2012-2014

Highest Completion Percentage (Season minimum, 100 attempts)

Game:. .882 (15-17), Kellen Clemens vs. Stanford, 10-25-2003
Season: .685 (230-336) Marcus Mariota, 2012
Career: .668 (755-1130) Marcus Mariota, 2012-14
Freshman: .685 (230-336) Marcus Mariota, 2012

Yards

Game: 489, Bill Musgrave vs. BYU, 11-4-1989
Season: 4454, Marcus Mariota, 2014
Career: 10796, Marcus Mariota, 2012-2014

Yards Per Completion

Season: 17.5 (3763-215), Akili Smith, 1998
Career: 16.5 (1783-108), Eric Olson, 1966-68

Yards Per Attempt

Season: 10.1 (3763-371), Akili Smith, 1998
Career: 9.3 (10799-1167), Marcus Mariota, 2012-2014

Most Touchdown Passes

Game: 6, Marcus Mariota at California, 11-10-2012
 Darron Thonmas vs. Nevada, 9-10-2011;
 Joey Harrington vs. Arizona State, 11-3-2001;
 Joey Harrington at Arizona State, 10-28-2000 (ot);
 Danny O'Neil vs. Stanford, 11-12-1994
Season: 42, Marcus Mariota, 2014
Career: 103, Marcus Mariota, 2012-14
Freshman: 32, Marcus Mariota, 2012

Passing Efficiency

Game: 303.1, Darron Thomas vs. Nevada, 9-10-2011
Season: 184.4, Marcus Mariota, 2014
Career: 172.4, Marcus Mariota, 2012-14

Most Passes Intercepted

Game: 6, Danny O'Neil vs. Washington, 10-23-1993
 George Shaw vs. Washington, 10-18-1952
Season: 24, Dan Fouts, 1970
Career: 54, Dan Fouts, 1970-72

Most Consecutive Passes Without An Interception

Season: 285, Marcus Mariota, 2013
Career: 353, Marcus Mariota, 2012-13

PUNTING**Most Punts**

Game: 12, Josh Syria at UCLA, 11-24-2007
Season: 81, Kevin Hicks, 1982
Career: 229, Josh Bidwell, 1995-98

Highest Punting Average

Game: 54.0 (4 punts), Jackson Rice at Colorado, 10-22-2011
Season: 46.0 (51 punts), Josh Bidwell, 1998
Career: 42.8 (39 punts), Len Isberg, 1940

PUNT RETURNS**Most Returns**

Game: 9, Harvey Winn vs. Arizona, 9-16-1972
Season: 46, Michael Fletcher, 1998
 Ronnie Harris, 1992
Career: 124, Terry Obee, 1986-89

Most Yards

Game: 186, Keenan Howry vs. Stanford, 10-20-2001
Season: 546, Cliff Harris, 2010
Career: 1221, Keenan Howry, 1999-02

Highest Average

Season: 18.8 (29 att.), Cliff Harris, 2010
Career: 17.1 (16 att.), De'Anthony Thomas, 2011-13

Most Touchdowns

Game: 2, Bralon Addison, 2013
 Cliff Harris, 2010
Season: 4, Cliff Harris, 2010
Career: 4, Cliff Harris, 2009-11
 Keenan Howry, 1999-02
Freshman: 2, Charles Nelson, 2014

KICKOFF RETURNS**Most Returns**

Game: 9, Kenjon Barner at Stanford, 11-7-2009
Season: 41, Kenjon Barner, 2009
Career: 78, Steve Brown, 1979-82

Most Yards

Game: 240, Tony Cherry vs. Washington State, 10-27-1984
Season: 1020, Kenjon Barner, 2009
Career: 1885, De'Anthony Thomas, 2011-13

Highest Average

Season: 43.2 (9 att.), Woodley Lewis, 1949
Career: 34.1 (16 att.), Woodley Lewis, 1948-49

Most Touchdowns

Season: 2, De'Anthony Thomas, 2011
 Jonathan Stewart, 2005
Career: 4, De'Anthony Thomas, 2011-13

ALL-PURPOSE**Attempts**

Game: 45, Reuben Droughns at Arizona, 10-23-1999
Season: 334, Ricky Whittle, 1995
Career: 964, Derek Loville, 1986-89

Most Yards

Game: 363, LaMichael James at Arizona, 9-24-2011
Season: 2481, Jonathan Stewart, 2007
Career: 5869, LaMichael James, 2009-11

INTERCEPTIONS**Most Interceptions**

Game: 3, several (last by Steve Smith vs. Colorado, 1-1-2002)
Season: 13, George Shaw, 1951
Career: 18, George Shaw, 1951-54

Most Yards Returned

Game: 126, Ken Klein at Air Force, 10-15-1966
Season: 206, Justin Phinisee, 2005
Career: 380, Kenny Wheaton, 1994-96

Most Touchdowns

Season: 2, Avery Patterson, 2012
 Boseko Lokombo, 2011
 Chris Solomona, 2004
 Eric Castle, 1991
 Dave Piper, 1971
Career: 3, Avery Patterson, 2010-13
 Walter Thurmond III, 2006-09
 Rashad Bauman, 1997-01
 Kenny Wheaton, 1994-96

KICKING

Most Consecutive Kicks Made (PATs & FG)

Game: 11, Eric Solis vs. New Mexico, 9-4-2010; Rob Beard vs. Portland State, 9-18-2010; Morgan Flint at Oregon State, 11-29-2008

Season: 54, Jared Siegel, 2002; Nathan Villegas, 1998

Career: 54, Jared Siegel, 2002; Nathan Villegas, 1998

Most PATs Made

Game: 14, Charles Taylor vs. Puget Sound, 10-22-1910

Modern: 10, Rob Beard vs. Colorado, 10-27-2012

Season: 77, Alejandro Maldonado, 2011

Career: 176, Jared Siegel, 2001-04

Most PAT Attempts

Season: 78, Alejandro Maldonado, 2011

Career: 180, Jared Siegel, 2001-04

Best PAT Percentage

Season: 1.000 (57-57), Nathan Villegas, 1998 (54-54), Morgan Flint, 2009 (52-52), Matt Evensen, 2007 (45-45), Jared Siegel, 2003 (28-28), Morgan Flint, 2008

Career: 1.000 (82-82), Morgan Flint, 2006-09

Most Consecutive PATs

Season: 59, Rob Beard, 2010

Career: 98, Jared Siegel, 2002-04

Most Field Goals Made

Game: 6, Paul Martinez vs. Montana, 9-10-2005

Season: 24, Gregg McCallum, 1989

Career: 49, Jared Siegel, 2001-04

Most Field Goals Attempted

Game: 6, Paul Martinez vs. Houston, 9-1-2005; Montana, 9-10-2005 Tommy Thompson vs. Arizona State, 10-3-1992

Season: 34, Tommy Thompson, 1992

Career: 69, Jared Siegel, 2001-04

Best Field Goal Percentage

Season: 1.000 (8-8), Matt MacLeod, 1985

Career: .825 (33-40), Nathan Villegas, 1998-99

Most Consecutive Field Goals

Season: 15, Jared Siegel, 2002

Career: 15, Jared Siegel, 2002

TEAM RECORDS SUMMARY

GAME

Most Net Yards Rushing — 528 vs. Portland State, 9-18-2010

Most 100-yard Rushers — 3 vs. Nicholls, 8-31-2013

Most Net Yards Passing — 489 vs. BYU, 11-4-1989

Most Offensive Plays — 102 vs. Oregon State, 11-26-11; vs. Washington State, 10-9-2004

Most Yards Total Offense — 772 vs. Nicholls, 8-31-2013

Most Passes Attempted — 63 vs. Washington State, 9-21-1996

Most Passes Completed — 41 vs. Penn State, 1-2-1995 (Rose Bowl)

Most Touchdown Passes — 7 at California, 11-10-2012; vs. Stanford, 11-12-1994

Most Pass Interceptions Thrown — 9 vs. Washington, 10-18-1952

Most First Downs — 39 at Washington, 10-20-2007

Most First Downs Rushing — 25 at Washington, 10-20-2007

Most First Downs Passing — 24 vs. Arizona State, 9-28-1996

Most Points — 115 vs. Puget Sound, 11-22-1910

Most Points (Modern Record) — 72 vs. New Mexico, 9-4-2010; vs. Nevada, 9-18-1999

Most Conference Points Scored — 70 vs. Colorado, 10-27-2012

Most Points Allowed — 71 vs. Texas, 12-6-1941

Most Conference Points Allowed — 66 vs. Washington, 10-26-1974

Fewest Yards Rushing Allowed — (-47) vs. BYU, 9-29-1990

Fewest Yards Passing Allowed — (-1) vs. Air Force, 10-20-1979

Most Pass Interceptions — 7 vs. Idaho, 9-24-1949

SEASON

Most Net Yards Rushing — 4,189, 2011

Most Yards Passing — 4,687, 2014

Most Yards Total Offense — 8,205 (3,518 rush, 4,687 pass), 2014

Most Passes Attempted — 487, 1995

Most Passes Completed — 326, 2014

Most Touchdown Passes — 44, 2014

Most Interceptions Thrown — 32, 1952

Most First Downs — 406, 2014

Most First Downs Rushing — 204, 2012

Most First Downs Passing — 198, 2014

Most Points — 681, 2014

Fewest Points Allowed (since 1916) — 34, 1936 (9 games); 50, 1958 (10 games); 97, 1957 (11 games); 221, 1990 (12 games); 243, 2010 (13 games)

Most Touchdowns — 89, 2012

Most Touchdowns Rushing — 48, 2012

Most Pass Interceptions — 26, 2012

Most Turnovers Gained — 40, 2012 (26 INT, 14 FR)

Most 1-Point PATs — 82, 2012

Most 2-Point PATs — 7, 2010

Most PATs Total — 86, 2012

Most Consecutive PATs — 69, 2010

Most Field Goals — 24, 1989, 1999

Most Field Goals Attempted — 34, 1992

Fewest Rushing Yards Allowed — 834, 1938

Fewest Passes Attempted — 97, 1936

Fewest Passes Completed — 36, 1936

Fewest Passing Yards Allowed — 458, 1936

Undefeated Season — 1895 (4-0-0); 1906 (5-0-1); 1916 (7-0-1)

Most Victories — 13, 2014 (13-1)

Longest Winning Streak — 13 (11-26-2011 to 11-10-2012)

Longest Unbeaten Streak — 16 (15 wins, one tie; last 7 games, 1915, all 8 games, 1916, and first game, 1917)

YEAR-BY-YEAR LEADERS

RUSHING

Year	Name	TC	YG	YL	NET	AVG.	TD
1937	Jay Graybeal	317					
1938	Ted Gebhardt				416		2
1939	Bob Smith				325		
1940	Curt Mecham				330		
1941	Curt Mecham*	97			458	4.7	
1942	Thomas Roblin				348		
1945	Jake Leicht				411		
1946	James Newquist	90	376	87	289	3.2	4
1947	Jake Leicht*	119	659	29	630	5.3	7
1948	George Bell	139	673	25	648	4.7	2
1949	Robert Sanders*	153	770	44	726	4.7	10
1950	James Edwards				264		
1951	Tom Novikoff	80	348	26	322	4.0	3
1952	Tom Novikoff	123	506	20	486	3.9	3
1953	Dick James	106	502	23	479	4.5	6
1954	Jasper McGee	88	392	12	380	4.3	5
1955	Jim Shanley	100	736	25	711	7.1	9
1956	Jack Morris	137	536	17	519	3.8	1
1957	Jim Shanley	168	693	29	664	4.0	5
1958	Willie West	101	493	23	470	4.7	1
1959	Dave Powell	126	495	0	495	3.9	5
1960	Dave Grayson	117	648	17	631	5.4	
1961	Mel Renfro	61	364	29	335	5.5	
1962	Mel Renfro	126	783	30	753	6.0	10
1963	Mel Renfro	82	480	28	452	5.5	6
1964	Dick Winn	103	353	8	345	3.3	2
1965	Dick Winn	96	426	3	423	4.4	1
1966	Steve Jones	158	556	14	542	3.4	2
1967	Claxton Welch	130	510	36	474	3.7	3
1968	Claxton Welch	141	527	22	505	3.6	0
1969	Pat Verutti	151	703	21	682	4.5	1
1970	Bobby Moore	203	1008	84	924	4.6	11
1971	Bobby Moore*	249	1295	84	1211	4.9	7
1972	Don Reynolds	52	436	15	421	8.1	4
1973	Don Reynolds	226	1045	43	1002	4.4	6
1974	Don Reynolds	165	818	31	787	4.8	2
1975	George Bennett	175	829	24	805	4.6	7
1976	Jim Johnson	89			356	4.0	1
1977	Kim Nutting	101	359	2	359	3.5	4
1978	Vince Williams	183	853	11	842	4.6	1
1979	Reggie Ogburn	156	831	187	644	4.1	5
1980	Reggie Brown	171	797	22	775	4.5	2
1981	Reggie Brown	177	723	33	690	3.9	2
1982	Terrance Jones	165	747	32	715	4.3	2
1983	Ladaria Johnson	85	408	14	294	4.6	1
1984	Tony Cherry	87	592	23	569	6.5	5
1985	Tony Cherry	211	1048	42	1006	4.8	9
1986	Derek Loville	140	569	25	544	3.9	7
1987	Derek Loville	165	612	21	591	3.6	8
1988	Derek Loville	265	1256	54	1202	4.5	13
1989	Derek Loville	244	1007	48	959	3.9	13
1990	Sean Burwell	223	1022	53	969	4.3	9
1991	Sean Burwell	139	555	45	510	3.7	2
1992	Sean Burwell	193	864	42	822	4.3	7
1993	Sean Burwell	113	499	42	457	4.0	3
1994	Dino Philyaw	181	774	58	716	3.9	7
1995	Ricky Whittle	260	1134	113	1021	3.9	12
1996	Saladin McCullough	122	708	23	685	5.6	15
1997	Saladin McCullough*	267	1411	68	1343	5.0	9
1998	Reuben Droughns	112	844	20	824	7.4	9
1999	Reuben Droughns	277	1307	73	1234	4.5	9
2000	Maurice Morris	260	1217	111	1106	4.3	8
2001	Onterio Smith	175	1088	30	1058	6.0	7
2002	Onterio Smith	244	1169	28	1141	4.7	12
2003	Terrence Whitehead	192	796	59	737	3.8	6
2004	Terrence Whitehead	200	1164	20	1144	5.7	6
2005	Terrence Whitehead	156	742	63	679	4.4	4
2006	Jonathan Stewart	183	1029	48	981	5.4	10
2007	Jonathan Stewart*	280	1798	76	1722	6.2	11
2008	Jeremiah Johnson	168	1252	51	1201	7.1	13
2009	LaMichael James	230	1608	62	1546	6.7	14
2010	LaMichael James*	294	1840	109	1731	5.9	21
2011	LaMichael James*	247	1870	65	1805	7.3	18
2012	Kenjon Barner	278	1849	82	1767	6.4	21
2013	Byron Marshall	168	1067	29	1038	6.2	14
2014	Royce Freeman	252	1392	27	1365	5.4	18

PASSING

Year	Name	PA	PC	PI	YG	PCT.	TD
1936	Robert Braddock				393		
1937	Bob Smith				613		
1938	Ted Gebhardt				115		
1939	Bob Smith				405		
1940	Leonard Isberg				122		
1945	Jake Leicht				376		
1946	James Newquist				281		
1947	Norm Van Brocklin*	168	76	11	939	.452	9
1948	Norm Van Brocklin*	139	68	7	1010	.489	7
1949	Earl Stelle	119	59	9	687	.496	10
1950	Earl Stelle				506		
1951	Hal Dunham	189	82	4	918	.435	13
1952	George Shaw	116	55		666	.474	2
1953	George Shaw	119	49	12	652	.412	3
1954	George Shaw	196	91	11	1358	.463	10
1955	Tom Crabtree	63	24	4	335	.381	2
1956	Tom Crabtree	65	28	3	366	.431	2
1957	Jack Crabtree	99	55	5	624	.555	4
1958	Dave Grosz	91	42	11	468	.462	2
1959	Dave Grosz	139	67	8	865	.482	8
1960	Dave Grosz	141	57	13	910	.404	7
1961	Doug Post				662		
1962	Bob Berry	115	62	7	995	.539	6
1963	Bob Berry	171	101	7	1675	.591	16
1964	Bob Berry	208	108	10	1478	.519	15
1965	Mike Brundage	180	85	13	1127	.472	9
1966	Mike Barnes	128	49	8	710	.383	4
1967	Eric Olson	123	51	16	840	.415	7
1968	Eric Olson	90	48	7	796	.533	6
1969	Tom Blanchard	184	106	7	1488	.576	12
1970	Dan Fouts	361	188	24	2390	.521	16
1971	Dan Fouts	247	123	11	1564	.498	9
1972	Dan Fouts	348	171	19	2041	.491	12
1973	Herb Singleton	234	109	19	1333	.466	10
1974	Norval Turner	202	99	15	1261	.490	5
1975	Jack Henderson	151	321	16	1492	.470	6
1976	Jack Henderson	298	157	16	1582	.527	6
1977	Jack Henderson	223	108	7	1286	.484	5
1978	Michael Kennedy	136	58	8	683	.426	4
1979	Reggie Ogburn	139	71	11	905	.511	6
1980	Reggie Ogburn	183	99	6	1257	.541	8
1981	Kevin Lusk	174	86	8	864	.494	4
1982	Mike Jorgensen	74	33	3	393	.446	2
1983	Mike Jorgensen	174	72	11	938	.414	5
1984	Chris Miller	289	145	10	1712	.502	10
1985	Chris Miller	329	182	13	2237	.553	18
1986	Chris Miller	356	216	13	2503	.607	12
1987	Bill Musgrave	234	139	8	1936	.594	13
1988	Pete Nelson	140	66	12	897	.471	4
1989	Bill Musgrave	401	231	16	3081	.576	22
1990	Bill Musgrave	348	202	12	2611	.575	17
1991	Danny O'Neil	115	55	3	713	.478	7
1992	Danny O'Neil	316	176	10	2152	.557	11
1993	Danny O'Neil	360	223	15	3224	.619	22
1994	Danny O'Neil	341	182	9	2212	.534	22
1995	Tony Graziani*	426	231	10	2604	.542	13
1996	Ryan Perry-Smith	241	125	5	1874	.519	12
1997	Jason Maas	187	104	8	1631	.556	18
1998	Akili Smith*	371	215	8	3763	.580	32
1999	A.J. Feeley	259	136	6	1951	.525	14
2000	Joey Harrington*	405	214	14	2967	.528	22
2001	Joey Harrington	364	214	6	2764	.588	27
2002	Jason Fife	367	190	10	2752	.518	24
2003	Kellen Clemens	304	182	9	2400	.599	18
2004	Kellen Clemens	372	223	10	2548	.599	22
2005	Kellen Clemens	289	185	4	2406	.640	19
2006	Dennis Dixon	322	197	14	2143	.612	12
2007	Dennis Dixon	254	172	4	2136	.677	20
2008	Jeremiah Masoli	239	136	5	1744	.569	13
2009	Jeremiah Masoli	305	177	6	2147	.580	15
2010	Darron Thomas	361	222	9	2881	.615	30
2011	Darron Thomas	339	211	7	2761	.622	33
2012	Marcus Mariota	336	230	6	2677	.685	32
2013	Marcus Mariota	386	245	4	3665	.635	31
2014	Marcus Mariota*	445	304	4	4454	.683	42

*Indicates Conference Leader

*Indicates Conference Leader

YEAR-BY-YEAR LEADERS

RECEIVING

Year	Name	PC	YG	AVG.	TD
1947	Dan Garza	21	365	17.4	3
1948	Dick Wilkins*	27	520	19.3	5
1949	Darrell Robinson*	31	404	13.0	7
1950	Monte Brethauer	33	279	8.5	
1951	Monte Brethauer	33	292	8.8	0
1952	Monte Brethauer	41	486	11.9	2
1953	John Reed	15	152	10.2	1
1954	Dick James	24	394	16.4	4
1955	Jim Shanley	8	139	17.4	0
1956	Phil McHugh	11	139	12.6	0
1957	Ron Stover	24	247	10.3	2
1958	Willie West	18	140	7.8	0
1959	Cleveland Jones	17	205	12.1	2
1960	Cleveland Jones	25	402	16.1	4
1961	Kent Petersen	18	209	11.6	
1962	Greg Willener	19	263	13.8	3
1963	Dick Imwalle	23	401	17.4	3
1964	Ray Palm	42	570	13.6	4
1965	Steve Bunker*	51	838	16.4	9
1966	Scott Cress	28	402	14.4	3
1967	Roger Smith	26	402	15.5	2
1968	Denny Schuler	30	351	11.7	3
1969	Bobby Moore*	54	786	14.6	10
1970	Bob Newland*	67	1123	16.8	7
1971	Leland Glass	46	584	12.7	6
1972	Greg Specht	52	710	13.7	4
1973	Russ Francis	31	495	15.9	4
1974	Bob Palm	31	466	15.0	3
1975	Greg Bauer	52	616	11.8	4
1976	Greg Bauer	53	632	11.9	2
1977	Ken Page	40	591	14.8	3
1978	Curt Jackson	21	237	11.3	1
1979	Ricky Ward	16	217	13.6	2
1980	Greg Moser	32	611	19.1	2
1981	Greg Moser	29	605	15.5	2
1982	Osborn Thomas	30	369	12.3	3
1983	Lew Barnes	30	625	20.8	5
1984	Kevin McCall	39	317	8.1	1
1985	Lew Barnes	50	789	15.8	6
1986	Bobby DeBisschop	40	500	12.5	1
1987	Terry Obee	33	640	19.4	4
1988	Terry Obee	33	596	18.1	6
1989	Terry Obee	46	741	16.1	5
1990	Joe Reitzug	40	639	15.9	2
1991	Anthony Jones	34	435	12.8	5
1992	Sean Burwell	35	293	8.4	2
1993	Derrick Deadwiler	52	811	15.6	5
1994	Cristin McLemore	42	564	13.4	9
	Dameron Ricketts	42	534	12.7	1
1995	Cristin McLemore	64	1036	16.2	4
1996	Damon Griffin	43	711	16.5	7
1997	Pat Johnson	55	1072	19.5	8
1998	Damon Griffin	58	1038	17.9	7
1999	Tony Hartley	56	881	15.7	3
2000	Keenan Howry	52	780	15.0	5
2001	Keenan Howry	52	682	13.1	9
2002	Samie Parker	49	724	14.8	8
2003	Samie Parker	77	1088	14.1	7
2004	Demetrius Williams	47	593	12.6	2
2005	Demetrius Williams	59	1059	17.9	10
2006	Jaison Williams	68	984	14.5	6
2007	Jaison Williams	55	844	15.3	8
2008	Terence Scott	50	751	15.0	5
2009	Jeff Maehl	53	696	13.1	6
2010	Jeff Maehl	77	1076	14.0	12
2011	Lavasier Tuinei	48	599	12.5	10
2012	De'Anthony Thomas	45	445	9.9	5
2013	Josh Huff	62	1140	18.4	12
2014	Byron Marshall	74	1003	13.6	6

*Indicates Conference Leader

SCORING

Year	Name	TD	1-PT	2-PT	FG	PTS
1947	Jake Leicht*	7	14-18	0-0	0-0	56
1948	Johnny McKay	8	0-0	0-0	0-0	48
1949	Bob Sanders	10	0-0	0-0	0-0	60
1950	James Edwards					24
1951	Tom Novikoff	3	4	0-0	0-0	22
1952	Tom Novikoff	3	0-0	0-0	0-0	18
1953	Dick James	6	0-0	0-0	0-0	36
1954	Dick James	11	0-0	0-0	0-0	66
1955	Jack Morris	8	20-25	0-0	0-0	68
1956	Jim Shanley	5	0-0	0-0	0-0	30
1957	Jim Shanley	9	0-0	0-0	0-0	54
1958	Dave Grosz	2	0-3	0-0	0-0	12
	Dave Powell	2	0-0	0-0	0-0	12
1959	Willie West	8	0-0	0-0	0-0	48
1960	Cleveland Jones	5	12-20	2-2	4	46
1961	Mel Renfro	4	0-0	0-0	0-0	24
	Lu Bain	4	0-0	0-0	0-0	24
1962	Mel Renfro	13	0-0	0-0	0-0	78
1963	Mel Renfro	6	1-2	1-1	0-0	39
1964	Dennis Keller	6	0-0	0-0	0-0	36
1965	Steve Bunker	9	0-0	1-1	0-0	56
1966	Scott Cress	3	0-0	0-0	0-0	18
1967	Claxton Welch	3	0-0	0-0	0-0	18
	Marc Scholl	0	9-9	0-0	3-9	18
1968	Greg Lindsey	4	0-0	0-0	0-0	24
1969	Bobby Moore*	15	0-0	1-1	0-0	92
1970	Bobby Moore*	11	0-0	4-5	0-0	74
1971	Bobby Moore	10	0-0	0-0	0-0	60
1972	Don Reynolds	4	0-0	1-3	0-0	26
	Greg Specht	4	0-0	1-4	0-0	26
	Maurice Anderson	4	0-0	1-1	0-0	26
1973	Bob Palm	5	14-14	0-0	1-4	47
1974	Stan Woodfill	0	11-11	0-0	9-19	38
1975	Stan Woodfill	0	15-16	0-0	11-16	48
1976	Roy Geiger	0	9-11	0-0	11-16	42
1977	Roy Geiger	0	16-17	0-0	12-18	52
1978	Pat English	0	16-19	0-0	7-18	37
1979	Dwight Robertson	9	0-0	0-0	0-0	54
1980	Reggie Ogburn	7	0-0	0-0	0-0	42
1981	Doug Jollymour	0	11-13	0-0	12-21	47
1982	Todd Lee	0	8-8	0-0	5-7	23
1983	Paul Schwabe	0	7-11	0-0	12-18	43
1984	Matt MacLeod	0	24-24	0-0	13-19	63
1985	Tony Cherry	10	0-0	0-0	0-0	60
1986	Derek Loville	10	0-0	0-0	0-0	60
1987	Kirk Dennis	0	21-22	0-0	15-22	66
1988	Derek Loville	13	0-0	1-1	0-0	80
	Kirk Dennis	0	29-30	0-0	17-32	80
1989	Gregg McCallum	0	37-37	0-0	24-32	109
1990	Gregg McCallum	0	36-36	0-0	15-18	81
1991	Gregg McCallum	0	18-19	0-0	6-12	36
1992	Tommy Thompson	0	22-24	0-0	21-24	85
1993	Tommy Thompson	0	24-26	0-0	16-21	72
1994	Matt Belden	0	37-38	0-0	13-23	76
1995	Matt Belden	0	37-38	0-0	13-23	76
1996	Saladin McCullough	15	0-0	0-0	0-0	90
1997	Saladin McCullough	12	0-0	0-0	0-0	72
1998	Nathan Villegas*	0	57-57	0-0	20-22	117
1999	Nathan Villegas	0	24-25	0-0	13-18	63
2000	Josh Frankel	0	37-39	0-0	13-25	76
2001	Keenan Howry	12	0-0	0-0	0-0	72
	Jared Siegel	0	51-52	0-0	7-12	72
2002	Jared Siegel	0	49-50	0-0	20-24	109
2003	Jared Siegel	0	45-45	0-0	13-19	84
2004	Jared Sie gel	0	31-33	0-0	9-14	58
2005	Paul Martinez	0	26-30	0-0	19-24	83
2006	Paul Martinez	0	37-39	0-0	15-22	88
2007	Matt Evensen	0	52-52	1-1	16-20	102
2008	LeGarrette Blount*	17	0-0	1-1	0-0	104
2009	Morgan Flint	0	54-54	1-1	16-19	104
2010	LaMichael James*	24	0-0	0-0	0-0	144
2011	LaMichael James*	20	0-0	0-0	0-0	120
2012	Kenjon Barner*	23	0-0	0-0	0-0	138
2013	Byron Marshall	14	0-0	0-0	0-0	84
2014	Royce Freeman	19	0-0	0-0	0-0	114

*Indicates Conference Leader

YEAR-BY-YEAR LEADERS

TACKLES

Year	Name	Tot	UT	Ast	Avg
1970	Tom Graham	154	103	51	15.4
1971	Steve Rennie	184	103	81	16.7
1972	Dave Pieper	125	67	58	11.4
1973	Bill Meyer	109	74	35	9.9
1974	Darrell Mehl	131	85	46	11.9
1975	Rod Rickert	123	59	64	11.2
1976	Darrell Mehl	119	83	36	10.8
1977	Bruce Beekley	170	123	47	15.5
1978	Bruce Beekley	190	100	90	17.3
1979	Chris Cosgrove	140	89	51	12.7
1980	Scott Setterlund	97	68	29	8.8
1981	Chris Cosgrove	70	45	25	6.5
1982	Chris Cosgrove	122	97	25	11.1
1983	Jerry Mikels	112	83	29	10.2
1984	Bob Hudetz	117	74	43	10.6
1985	Jerry Mikels	114	79	35	11.4
1986	Ed Hulbert	123	69	54	11.2
1987	Tom Talbot	102	74	28	9.3
1988	Thom Kaumeyer	101	62	39	8.4
1989	Mark Kearns	131	100	31	10.9
1990	Joe Farwell	112	64	48	9.3
1991	Joe Farwell	100	40	60	10.0
1992	Joe Farwell	110	67	43	10.0
1993	Chad Cota	86	60	26	7.8
1994	Jeff Sherman	112	85	27	8.6
1995	Jeremy Asher	111	67	44	9.3
1996	Kenny Wheaton	73	46	27	6.6
1997	Peter Sirmon*	115	83	32	9.6
1998	Chris Vandiver	102	61	41	8.5
1999	Peter Sirmon	109	68	41	9.1
2000	Matt Smith	90	56	34	7.5
2001	Wesly Mallard	111	59	52	9.3
2002	David Moretti	121	63	58	9.3
2003	Kevin Mitchell	112	69	43	8.5
2004	Jerry Matson	78	50	28	7.1
2005	Anthony Trucks	99	62	37	8.3
2006	Blair Phillips	105	56	49	9.0
2007	Patrick Chung	117	71	46	9.0
2008	T.J. Ward	101	64	37	7.8
2009	John Boyett	90	62	28	6.9
2010	Casey Matthews	79	37	42	6.1
2011	John Boyett	108	67	41	8.3
2012	Michael Clay	101	63	38	8.4
2013	Derrick Malone	105	45	60	8.1
2014	Erick Dargan	90	57	33	6.4

INTERCEPTIONS

Year	Name	No	Yds	Avg	TD	LG
1951	George Shaw*	13	136	10.6	0	
1952	Cece Hodges	3	15	5.0		
1953	George Shaw	2	16	8.0		
1954	Hal Reeve	4	67	16.8	1	
1955	Dick James	6	68	11.3	0	
1956	Jack Brown	4	52	13.0	0	
1957	Jack Morris	2	39	19.5	0	
	Chuck Osborne	2	12	6.0	0	
1958	Willie West	3	34	11.3	0	
1959	Alden Kimbrough	3	14	4.7	0	
	Willie West	3	8	2.7	0	
1960	Not available					
1961	Lu Bain	2	26	13.0	0	
	Larry Hill	2	17	8.5	0	
1962	Ron Martin	3	0	0.0	0	
1963	H.D. Murphy	4	81	20.3	0	
1964	Les Palm	6	51	8.5		
1965	Les Palm	4	0	0.0	0	
1966	Jim Smith	3	129	43.0	1	
1967	Jack Gleason	3	36	12.0	0	38
1968	Steve Hilbert	6	103	17.2	0	26
1969	Jack Gleason	4	10	2.5	0	10
1970	Lionel Coleman	5	46	9.2	0	20
1971	Bill Drake*	7	112	16.0	1	31
1972	Steve Donnelly	5	47	9.4	0	21
1973	Steve Donnelly	5	94	18.8	0	44
1974	Mario Clark	3	11	3.7	0	11
1975	Chuck Wills*	6	62	10.3	1	20
1976	Darrell Mellum	4	54	13.5		
1977	Kenny Bryant	4	122	30.5	1	97
1978	Rick Hudnell	5				
1979	Steve Brown	4	52	13.0	0	29
1980	Mike Nolan	4	4	1.0	0	4
1981	Ross Gibbs	3	58	19.3	0	31
1982	Dennis Clay	4	2	0.5	0	2
1983	Danny McCalister	4	37	9.2	0	19
1984	Dan Wilken	4	26	6.5	0	26
	Doug Judge	4	9	2.2	0	9
1985	Ed Hulbert	3	28	9.3	0	24
	Anthony Newman	3	17	5.7	0	17
1986	Ed Hulbert	7	48	6.9	0	23
1987	Brett Young	5	44	8.8	0	37
1988	Chris Oldham*	5	112	22.4	0	53
1989	Chris Oldham	8	35	4.4	0	30
1990	Daryle Smith	6	13	2.2	0	7
1991	Daryle Smith	4	119	29.7	1	94
	Eric Castle	4	114	28.5	2	39
1992	Herman O'Berry*	7	21	3.0	0	18
1993	Chad Cota	4	3	0.7	0	3
1994	Kenny Wheaton	4	157	39.3	1	97
1995	Kenny Wheaton*	5	128	25.6	1	71
1996	Kenny Wheaton	2	95	47.5	1	70
1997	Jaiya Figueras	3	0	0.0	0	0
1998	Rashad Bauman	3	115	38.3	1	80
1999	Michael Fletcher	4	59	14.8	0	34
2000	Rashad Bauman	5	78	15.6	0	42
2001	Steve Smith	9	139	15.4	1	38
2002	Keith Lewis	5	16	3.2	0	6
	Steven Moore	5	0	0.0	0	0
	Steven Moore	4	11	2.8	0	5
2004	Aaron Gipson	4	39	9.8	0	38
2005	Aaron Gipson*	7	117	16.7	1	60
2006	Jairus Byrd	5	30	6.0	0	30
2007	Jairus Byrd*	7	31	4.4	0	22
2008	Walter Thurmond III*	5	67	13.4	1	40
	Jairus Byrd*	5	52	10.4	0	39
2009	Talmadge Jackson III	4	73	18.2	1	32
2010	Cliff Harris*	6	92	15.3	1	76
2011	Eddie Pleasant	3	90	30.0	0	49
2012	Erick Dargan	5	77	15.4	0	32
2013	Terrance Mitchell	5	72	14.4	1	51
2014	Erick Dargan*	7	110	15.7	0	36

*Indicates Conference Leader



Joe Farwell (1989-92)

YEAR-BY-YEAR TEAM STATISTICS

OFFENSIVE STATISTICS

Year	G	Rush Att.	Rush Yds	Avg.	Rsh TD	Pass Cmp	Pass Att	Pass Yds	Avg.	Pct.	TD	Int.	Total Off	Avg.	Total Pts	Avg.
1952	10	386	977	97.7	8	126	285	1720	172.0	44.2	9	32	2697	269.7	112	11.2
1953	10	420	1455	145.5	8	81	178	1000	100.0	45.5	5	18	2455	245.5	90	9.0
1954	10	426	1546	154.6	18	107	229	1601	160.1	46.7	13	13	3147	314.7	218	21.8
1955	10	513	2527	252.7	19	48	115	641	64.1	41.7	4	7	3168	316.8	202	20.2
1956	10	560	2143	214.3	15	45	99	655	65.5	45.5	5	7	2798	279.8	133	13.3
1957	11	568	2218	201.6	13	80	148	1030	93.6	54.1	8	11	3248	295.3	160	14.5
1958	10	530	2015	201.5	9	80	166	964	96.4	48.2	3	18	2979	297.9	86	8.6
1959	10	504	2106	210.6	20	85	168	1031	103.1	50.6	10	10	3137	313.7	179	17.9
1960	11	522	2468	224.4	18	76	179	1203	109.4	42.5	17	15	3671	333.7	206	18.7
1961	10	429	1610	161.0	14	76	185	1104	110.4	41.1	8	14	2714	271.4	120	12.0
1962	10	497	2251	225.1	13	81	156	1279	127.9	51.9	12	11	3530	353.0	229	22.9
1963	11	464	1917	174.3	18	130	240	2017	183.4	54.2	19	11	3934	357.6	274	24.9
1964	10	395	880	88.0	6	132	259	1793	179.3	51.0	17	13	2673	267.3	170	17.0
1965	10	410	975	97.5	6	139	301	2021	202.1	46.2	16	20	2996	299.6	165	16.5
1966	10	435	1206	120.6	6	95	229	1320	132.0	41.5	7	15	2526	252.6	113	11.3
1967	10	411	950	95.0	5	82	207	1211	121.1	39.6	9	21	2161	216.1	104	10.4
1968	10	477	1383	138.3	6	86	195	1221	122.1	44.1	10	15	2604	260.4	132	13.2
1969	11	499	1692	153.8	20	154	291	2282	207.5	52.9	17	13	3974	361.3	271	24.6
1970	11	433	1530	139.1	16	230	441	3100	281.8	52.2	22	28	4630	420.9	285	25.9
1971	11	515	2059	187.2	14	159	318	2016	183.3	50.0	14	15	4075	370.5	235	21.4
1972	11	439	1193	108.5	9	184	379	2223	202.1	48.5	15	23	3416	310.5	194	17.6
1973	11	494	1753	159.4	13	145	315	1754	159.5	46.0	13	25	3507	318.8	205	18.6
1974	11	545	1460	132.7	8	100	203	1273	115.7	49.3	5	15	2733	248.5	116	10.5
1975	11	404	1206	109.6	9	154	325	1494	135.8	47.4	6	13	2700	245.5	146	13.3
1976	11	421	1045	95.0	10	138	229	1773	161.2	60.2	6	22	2818	255.9	144	13.1
1977	11	501	1532	139.3	9	141	296	1635	148.6	47.6	6	14	3167	287.9	164	14.9
1978	11	577	2001	181.9	15	115	280	1318	119.8	41.1	6	16	3319	301.7	173	15.7
1979	11	559	2493	226.6	16	91	187	1148	104.4	48.7	7	13	3641	331.0	200	18.2
1980	11	547	2346	213.3	21	145	255	1830	166.4	56.9	12	9	4176	379.8	263	23.9
1981	11	492	1284	116.7	10	152	278	1561	141.9	54.7	6	15	2845	258.6	155	14.1
1982	11	538	1654	150.4	3	92	217	1036	94.2	42.4	5	12	2690	244.5	103	9.4
1983	11	437	1463	133.0	6	131	300	1658	150.7	43.7	10	15	3121	283.7	152	13.8
1984	11	421	1666	151.5	15	173	351	2030	184.5	49.3	14	12	3696	336.0	241	21.9
1985	11	433	1655	150.4	16	189	357	2294	208.5	52.9	18	15	3949	359.0	273	24.8
1986	11	400	1231	111.9	14	240	403	2753	250.3	59.6	13	16	3984	362.2	235	21.4
1987	11	456	1302	118.4	11	170	295	2327	211.5	57.6	15	15	3629	329.9	226	20.5
1988	12	524	1928	160.7	20	147	326	1917	159.8	45.1	13	26	3845	320.4	296	24.7
1989	12	501	1926	160.5	23	236	413	3132	261.0	57.1	22	16	5058	421.5	379	31.6
1990	12	500	1674	139.5	20	236	421	2914	242.8	56.0	18	17	4588	382.3	341	28.4
1991	11	414	1243	113.0	7	154	330	1860	169.1	46.7	12	16	3103	282.1	186	16.9
1992	12	511	1738	144.8	13	186	335	2264	188.7	55.5	12	11	4002	333.5	265	22.1
1993	11	386	965	87.7	9	228	369	3270	297.3	61.8	25	15	4235	385.0	278	25.3
1994	13	521	1707	131.3	18	222	415	2774	213.4	53.5	25	13	4481	344.7	349	26.8
1995	12	465	1672	139.3	20	260	487	3064	255.3	53.4	14	12	4736	394.7	326	27.2
1996	11	407	1618	147.1	26	226	432	3321	301.9	52.3	21	9	4939	449.0	378	34.4
1997	12	466	1849	154.1	14	222	401	3200	266.7	55.4	32	15	5049	420.8	380	31.7
1998	12	474	1939	161.6	23	223	392	3856	321.3	56.9	32	10	5795	482.9	473	39.4
1999	12	479	1883	156.9	20	221	422	3162	263.5	52.4	24	10	5045	420.4	410	34.2
2000	12	476	1792	149.3	20	222	424	3126	260.5	52.4	23	14	4918	409.8	351	29.3
2001	12	446	2312	192.7	24	222	377	2920	243.3	58.9	28	6	5232	436.0	412	34.3
2002	13	476	1893	145.6	21	214	412	2959	227.6	51.9	26	11	4852	373.2	417	32.1
2003	13	489	1715	131.9	15	247	427	3288	252.9	57.8	24	13	5003	384.8	356	27.4
2004	11	429	1746	158.7	12	229	388	2621	238.3	59.0	22	10	4367	397.0	282	25.6
2005	12	427	1612	134.3	16	303	482	3654	304.5	62.9	28	10	5266	438.8	414	34.5
2006	13	471	2369	182.2	26	288	486	3133	241.0	59.0	18	18	5502	423.2	383	29.5
2007	13	615	3272	251.7	32	244	413	2806	215.7	59.1	26	10	6078	467.5	496	38.2
2008	13	585	3641	280.1	47	204	373	2662	204.8	54.7	20	12	6303	484.8	545	41.9
2009	13	547	3012	231.7	38	197	338	2344	180.3	58.3	16	7	5356	412.0	469	36.1
2010	13	629	3721	286.2	42	248	395	3178	244.5	62.8	31	9	6899	530.7	611	47.0
2011	14	629	4189	299.2	42	236	386	3130	223.6	61.1	39	7	7319	522.8	645	46.1
2012	13	685	4098	315.2	48	250	373	2888	222.2	67.0	35	9	6986	537.4	645	49.6
2013	13	568	3556	273.5	42	256	405	3789	291.5	63.2	32	6	7345	565.0	591	45.5
2014	15	644	3518	234.5	42	326	474	4687	312.5	68.8	44	4	8205	547.0	681	45.4

YEAR-BY-YEAR TEAM STATISTICS

OREGON FOOTBALL HISTORY

DEFENSIVE STATISTICS

Year	G	Rush Att.	Rush Yds	Avg.	Rsh TD	Pass Cmp	Pass Att	Pass Yds	Avg.	Pct.	TD	Int.	Total Off	Avg.	Total Pts	Avg.
1952	10	554	1962	196.2	8	85	160	1280	128.0	53.1	13	11	3242	324.2	234	23.4
1953	10	510	1670	167.0	9	41	104	578	57.8	39.4	2	8	2248	224.8	85	8.5
1954	10	432	1521	152.1	20	70	147	932	93.2	47.6	5	16	2453	245.3	159	15.9
1955	10	444	1686	168.6	22	72	151	946	94.6	47.7	4	17	2632	263.2	158	15.8
1956	10	456	1590	159.0	15	59	150	769	76.9	39.3	3	13	2359	235.9	102	10.2
1957	11	544	1860	169.1	13	87	163	1073	97.5	53.4	5	10	2933	266.6	97	8.8
1958	10	438	1440	144.0	7	56	122	656	65.6	46.0	2	7	2096	209.6	96	9.6
1959	10	457	1556	155.6	12	87	184	800	80.0	47.3	5	18	2356	235.6	113	11.3
1960	11	491	1534	139.5	11	85	195	1089	99.0	43.6	7	22	2623	238.5	130	11.8
1961	10	525	1836	183.6	13	50	112	675	67.5	44.6	1	8	2511	251.1	112	11.2
1962	10	453	1507	150.7	13	77	198	929	92.9	38.9	3	9	2436	243.6	136	13.6
1963	11	482	1392	126.5	9	110	246	1459	132.6	44.7	10	20	2851	259.2	153	13.9
1964	10	437	1700	170.0	12	87	202	1233	123.3	43.1	3	22	2933	293.3	94	9.4
1965	10	509	1526	152.6	14	94	201	1219	121.9	46.8	14	9	2745	274.5	186	18.6
1966	10	511	1600	160.0	10	86	167	1070	107.0	51.5	4	12	2670	267.0	129	12.9
1967	10	596	1840	184.0	19	65	143	918	91.8	45.4	6	7	2758	275.8	193	19.3
1968	10	497	1512	151.2	16	139	273	1715	171.5	51.0	8	25	3227	322.7	201	20.1
1969	11	548	1962	178.3	14	145	315	1861	169.2	46.0	16	19	3823	347.5	242	22.0
1970	11	541	2198	199.9	17	169	374	2152	195.6	45.2	13	20	4350	395.5	256	23.3
1971	11	578	2953	268.5	28	113	232	1321	120.1	48.7	9	21	4274	388.5	286	26.0
1972	11	609	2382	216.5	23	102	243	1308	118.9	42.0	12	16	3690	335.5	285	25.9
1973	11	529	1890	171.8	17	104	224	1603	145.7	46.4	11	18	3493	317.5	230	20.9
1974	11	596	2478	225.3	26	102	214	1397	127.0	47.7	15	12	3875	352.3	118	10.7
1975	11	676	2815	255.9	25	77	177	1002	91.2	43.5	5	13	3817	347.0	266	24.2
1976	11	572	2263	205.7	25	138	229	1382	125.6	60.3	10	14	3645	331.4	271	24.6
1977	11	644	3071	279.2	35	128	251	1819	165.4	51.0	10	11	4890	444.5	367	33.4
1978	11	554	2087	189.7	16	113	249	1577	143.4	45.4	9	18	3664	333.1	212	19.3
1979	11	535	2130	193.6	15	126	222	1422	129.3	56.8	9	15	3552	322.9	212	19.3
1980	11	474	1545	140.5	14	173	312	1831	166.5	55.4	9	13	3376	306.9	193	17.5
1981	11	529	1993	181.2	22	156	262	1684	153.1	59.5	7	10	3677	334.3	247	22.5
1982	11	481	1632	148.4	13	182	353	2049	186.2	51.5	8	12	3681	334.6	223	20.3
1983	11	519	1810	164.5	15	178	308	2055	186.8	57.8	11	15	3865	351.4	224	20.4
1984	11	491	1926	175.1	17	172	319	2130	193.6	53.9	9	12	4056	368.7	247	22.4
1985	11	510	2249	204.5	20	187	334	2560	232.7	56.0	16	14	4809	437.2	300	27.3
1986	11	492	2356	214.2	26	166	300	2179	198.1	55.3	17	16	4535	412.3	338	30.7
1987	11	450	1596	145.1	12	196	366	2146	195.1	53.5	15	16	3742	340.2	228	20.7
1988	12	518	1711	142.6	19	154	302	2092	174.3	51.0	12	21	3803	316.9	247	20.6
1989	12	436	1221	101.8	17	217	401	2738	228.2	54.1	12	21	3959	329.9	251	20.9
1990	12	428	1364	113.7	13	201	382	2591	215.9	52.6	14	20	3955	329.6	221	18.4
1991	11	509	1796	163.3	11	155	295	1887	171.5	52.5	14	15	3683	334.8	248	22.5
1992	12	481	1543	128.6	11	157	307	2224	185.3	51.1	15	14	3767	313.9	222	18.5
1993	11	451	1659	150.8	17	195	352	2464	224.0	55.4	16	8	4123	374.8	276	25.1
1994	13	511	1577	121.3	20	215	419	2667	205.2	51.3	8	20	4244	326.5	250	19.2
1995	12	457	1343	111.9	18	167	346	2202	183.5	48.3	13	15	3545	295.4	272	22.7
1996	11	487	2030	184.5	20	197	351	2777	252.5	56.1	20	7	4807	437.0	356	32.4
1997	12	466	2229	185.8	23	223	400	2827	235.6	55.8	18	10	5056	421.3	350	29.2
1998	12	441	1870	155.8	19	196	372	2815	234.6	52.7	19	10	4685	390.4	328	27.3
1999	12	428	1478	123.2	18	231	434	3098	258.2	53.2	18	21	4576	381.3	284	23.7
2000	12	417	1418	118.2	15	167	383	2523	210.3	43.6	14	17	3941	328.4	249	20.8
2001	12	413	1383	115.3	17	241	478	3416	284.7	50.4	15	21	4799	399.9	256	21.3
2002	13	507	1536	118.2	13	272	475	3785	291.2	57.3	35	18	5321	409.3	362	27.8
2003	13	453	1392	107.1	18	253	485	3379	259.9	52.2	22	12	4771	367.0	348	26.8
2004	11	406	1343	122.1	11	182	344	2385	216.8	52.9	19	13	3728	338.9	282	25.6
2005	12	407	1607	133.9	12	252	443	2685	223.8	56.9	22	23	4292	357.7	278	23.2
2006	13	452	1932	148.6	21	199	362	2255	173.5	55.0	17	15	4187	322.1	345	26.5
2007	13	486	1726	132.8	13	258	487	3240	249.2	53.0	20	20	4966	382.0	307	23.6
2008	13	503	1552	119.4	18	307	531	3513	270.2	57.8	25	16	5065	389.6	367	28.2
2009	13	497	1673	128.7	15	254	456	2699	207.6	55.7	18	14	4372	336.3	309	23.8
2010	13	474	1665	128.1	11	263	489	2833	217.9	53.8	15	21	4498	346.0	243	18.7
2011	14	548	1999	142.8	14	313	529	3462	247.3	59.1	25	17	5461	390.1	345	24.6
2012	13	470	1884	144.9	15	303	515	2980	229.2	58.8	19	26	4864	374.2	281	21.6
2013	13	563	2152	165.5	17	271	480	2659	204.5	56.5	14	17	4811	370.1	266	20.5
2014	15	587	2481	165.4	22	351	581	3964	264.3	60.4	21	13	6445	429.7	354	23.6

OREGON'S 1,000-YARD RUSHERS



BOBBY MOORE		1971		
Date	Opponent	ATT	YDS	TD
S11	@Nebraska	15	53	1
S18	Utah	27	249	0
S25	@Stanford	29	150	0
O2	@Texas	25	110	0
O9	@USC	27	145	1
O16	Washington	21	191	1
O23	San Jose State	25	69	1
O30	@Washington State	36	161	2
N6	@Air Force	22	94	1
N13	California	22	79	0
N20	Oregon State		DNP	
TOTAL		249	1,211	7



RICKY WHITTLE		1995		
Date	Opponent	ATT	YDS	TD
S2	@Utah	30	160	1
S9	Illinois	24	89	3
S16	@UCLA	22	70	1
S23	Stanford	21	72	1
O7	Pacific	19	130	1
O14	@California	27	161	2
O21	Washington State	17	13	0
O28	Arizona State	23	57	1
N4	@Washington	15	62	1
N11	@Arizona	28	107	1
N18	Oregon State	22	50	0
J1	Colorado*	12	50	0
TOTAL		260	1,021	12



DON REYNOLDS		1973		
Date	Opponent	ATT	YDS	TD
S15	Arizona State	27	128	0
S22	@Air Force	17	84	1
S29	Utah	31	179	1
O6	@Michigan	23	61	0
O13	California	29	178	2
O20	@USC	18	74	0
O27	Washington	16	59	2
N3	@Washington State	13	39	0
N10	UCLA	15	51	0
N17	@Stanford	13	43	0
N24	Oregon State	24	106	0
TOTAL		226	1,002	6



SALADIN MCCULLOUGH		1997		
Date	Opponent	ATT	YDS	TD
S4	Arizona	21	63	0
S13	@Nevada	22	88	1
S20	Fresno State	26	145	1
S27	@Stanford	12	123	0
O4	Washington State	21	74	0
O11	UCLA	20	133	1
O18	Utah	23	114	1
O25	@USC	18	113	1
N8	@Washington	28	115	1
N15	@Arizona State	23	69	1
N22	Oregon State	36	156	1
D20	Air Force^	17	150	1
TOTAL		267	1,343	9



TONY CHERRY		1985		
Date	Opponent	ATT	YDS	TD
A31	@Washington State	34	143	1
S14	@Colorado	20	60	1
S21	Stanford	27	227	3
S28	@Nebraska	12	55	0
O5	Washington	29	119	0
O19	California	22	137	2
O26	@San Diego State	13	36	1
N2	San Jose State		DNP	
N16	@Arizona	13	40	0
N23	Oregon State	28	143	1
N29	vs. USC (@Tokyo)	13	46	0
TOTAL		211	1,006	9



REUBEN DROUGHNS		1999		
Date	Opponent	ATT	YDS	TD
S2	@Michigan State	23	59	0
S11	Texas-El Paso	21	108	1
S18	Nevada	18	110	3
S25	USC	8	23	0
O2	@Washington		DNP	
O9	@UCLA	11	43	1
O23	@Arizona	45	202	2
O30	Arizona State	37	188	0
N6	Washington State	23	123	1
N13	@California	32	86	0
N20	Oregon State	38	197	1
D31	Minnesota#	21	95	0
TOTAL		277	1,234	9



DEREK LOVILLE		1988		
Date	Opponent	ATT	YDS	TD
S10	Long Beach State	22	154	2
S17	@Washington State	29	131	0
S24	Stanford	28	96	0
O1	@San Diego State	23	129	3
O8	@USC	16	26	1
O15	Idaho State	23	215	4
O22	Washington	17	65	1
O29	Arizona State	25	83	1
N5	UCLA	16	44	0
N12	@Arizona	11	8	0
N19	@Oregon State	31	117	1
D3	@Hawaii	24	134	0
TOTAL		265	1,202	13




MAURICE MORRIS		2000		
Date	Opponent	ATT	YDS	TD
S2	Nevada	20	166	1
S9	@Wisconsin	20	92	1
S16	Idaho	14	76	2
S23	UCLA	37	139	2
S30	Washington	31	152	0
O14	@USC	32	85	0
O21	Arizona	34	114	0
O28	@Arizona State	20	91	1
N4	@Washington State	11	48	1
N11	California	22	46	0
N18	@Oregon State	19	97	1
D29	Texas%	26	82	0
TOTAL		286	1,188	8

OREGON'S 1,000-YARD RUSHERS



MAURICE MORRIS		2001		
Date	Opponent	ATT	YDS	TD
S1	Wisconsin	14	17	0
S8	Utah	12	59	1
S22	USC	15	86	0
S29	@Utah State	22	175	1
O6	@Arizona	21	110	1
O13	@California	22	81	2
O20	Stanford	15	63	1
O27	@Washington State	19	138	0
N3	Arizona State		DNP	
N10	@UCLA	14	129	1
D1	Oregon State	15	102	1
J1	Colorado\$	11	89	1
TOTAL		180	1,049	9



JONATHAN STEWART		2007		
Date	Opponent	ATT	YDS	TD
S1	Houston	14	67	0
S8	@Michigan	15	111	1
S15	Fresno State	17	165	2
S22	@Stanford	19	160	1
S29	California	21	120	1
O13	Washington State	13	66	0
O20	@Washington	32	251	2
O27	USC	25	103	2
N3	Arizona State	21	99	1
N15	@Arizona	28	131	1
N24	@UCLA	13	33	0
D1	Oregon State	39	163	0
D31	South Florida#	23	253	1
TOTAL		280	1,722	11



ONTERIO SMITH		2001		
Date	Opponent	ATT	YDS	TD
S1	Wisconsin	8	88	0
S8	Utah	11	45	0
S22	USC	3	-6	0
S29	@Utah State	15	98	1
O6	@Arizona	15	131	2
O13	@California	17	78	1
O20	Stanford	7	62	0
O27	@Washington State	26	285	3
N3	Arizona State	36	152	0
N10	@UCLA	12	44	0
D1	Oregon State	11	30	0
J1	Colorado\$	14	51	0
TOTAL		175	1,058	7



JEREMIAH JOHNSON		2008		
Date	Opponent	ATT	YDS	TD
A30	Washington	15	124	2
S6	Utah State	1	37	0
S13	@Purdue	17	96	0
S20	Boise State	22	94	1
S27	@Washington State	10	89	3
O4	@USC	13	45	1
O11	UCLA	11	30	0
O25	@Arizona State	9	58	2
N1	@California	20	117	1
N8	Stanford	15	135	1
N15	Arizona	6	38	0
N29	@Oregon State	17	219	1
D30	Oklahoma State%	12	119	1
TOTAL		168	1,201	13




ONTERIO SMITH		2002		
Date	Opponent	ATT	YDS	TD
A31	Mississippi State	28	124	0
S7	Fresno State	35	124	2
S14	Idaho	18	104	3
S21	Portland State	21	115	2
O5	@Arizona	28	145	2
O12	@UCLA	25	152	0
O19	Arizona State	27	172	3
O26	USC	19	79	0
N2	Stanford		DNP	
N9	@Washington State	25	64	0
N16	Washington		DNP	
N23	@Oregon State		DNP	
D30	Wake Forest%%	18	62	0
TOTAL		244	1,141	12



LeGARRETTE BLOUNT		2008		
Date	Opponent	ATT	YDS	TD
A30	Washington	4	21	0
S6	Utah State	18	132	2
S13	@Purdue	11	131	2
S20	Boise State	18	99	1
S27	@Washington State	15	98	3
O4	@USC	9	0	0
O11	UCLA	7	111	2
O25	@Arizona State	8	58	2
N1	@California	4	1	0
N8	Stanford	10	90	2
N15	Arizona	9	75	1
N29	@Oregon State	17	112	1
D30	Oklahoma State%	7	74	1
TOTAL		137	1,002	17



TERRENCE WHITEHEAD		2004		
Date	Opponent	ATT	YDS	TD
S11	Indiana	9	41	0
S18	@Oklahoma	13	66	0
S25	Idaho	18	115	1
O2	Arizona State	23	98	0
O9	@Washington State	22	166	0
O16	Arizona	15	74	3
O23	@Stanford	28	131	1
O30	Washington	25	122	1
N6	@California	15	91	0
N13	UCLA	14	124	0
N20	@Oregon State	18	110	0
TOTAL		200	1,144	6




LaMICHAEL JAMES		2009		
Date	Opponent	ATT	YDS	TD
S3	@Boise State	2	22	0
S12	Purdue	9	56	0
S19	Utah	27	152	1
S26	California	21	118	1
O3	Washington State	13	81	2
O10	@UCLA	20	152	0
O24	@Washington	15	154	2
O31	USC	24	183	1
N7	@Stanford	18	125	1
N14	Arizona State	22	150	3
N21	@Arizona	19	117	0
D3	Oregon State	25	166	3
J1	Ohio State+	15	70	0
TOTAL		230	1,546	14

OREGON'S 1,000-YARD RUSHERS




LaMICHAEL JAMES		2010		
Date	Opponent	ATT	YDS	TD
S4	New Mexico		DNP	
S11	@Tennessee	16	134	1
S18	Portland State	14	227	2
S25	@Arizona State	28	94	1
O2	Stanford	31	257	3
O9	@Washington State	25	136	2
O21	UCLA	20	123	2
O30	@USC	36	239	3
N6	Washington	26	121	3
N13	@California	29	91	0
N26	Arizona	28	126	2
D4	@Oregon State	28	134	2
J10	Auburn**	13	49	0
TOTAL		294	1,731	21



BYRON MARSHALL		2013		
Date	Opponent	ATT	YDS	TD
A31	Nicholls	8	124	1
S7	@Virginia	15	31	0
S14	Tennessee	6	41	1
S28	California	19	130	2
O5	@Colorado	23	122	0
O12	@Washington	19	106	2
O19	Washington State	21	192	3
O26	UCLA	19	133	3
N7	@Stanford	11	46	0
N16	Utah	11	66	2
N23	at Arizona	3	4	0
N29	Oregon State		DNP	
D30	Texas**	13	43	0
TOTAL		168	1,038	14



LaMICHAEL JAMES		2011		
Date	Opponent	ATT	YDS	TD
S3	vs. LSU	18	54	1
S10	Nevada	12	67	1
S17	Missouri State	12	204	3
S24	@Arizona	23	288	2
O6	California	30	239	1
O15	Arizona State		DNP	
O22	@Colorado		DNP	
O29	Washington State	13	53	0
N5	@Washington	25	156	1
N12	@Stanford	20	146	3
N19	USC	20	78	1
N26	Oregon State	24	142	1
D2	UCLA##	25	219	3
J2	Wisconsin+	25	159	1
TOTAL		247	1,805	18



ROYCE FREEMAN		2014		
Date	Opponent	ATT	YDS	TD
A30	South Dakota	10	75	2
S6	Michigan State	13	89	2
S13	Wyoming	5	22	1
S20	@Washington State	20	75	0
O2	Arizona	19	85	0
O11	@UCLA	18	121	2
O18	Washington	29	169	4
O24	vs. California	22	112	2
N1	Stanford	19	98	0
N8	@Utah	15	99	1
N22	Colorado	17	105	2
N29	@Oregon State	22	135	0
D5	vs. Arizona##	21	114	0
J1	vs. Florida State+	12	44	2
J12	vs. Ohio State++	10	22	0
TOTAL		252	1,365	18



KENJON BARNER		2012		
Date	Opponent	ATT	YDS	TD
S1	Arkansas State	9	66	2
S8	Fresno State	34	201	3
S15	Tennessee Tech	13	57	1
S22	Arizona	20	86	0
S29	vs. Washington State	20	195	3
O6	Washington	20	122	0
O18	@Arizona State	16	143	3
O27	Colorado	9	104	2
N3	@USC	38	321	5
N10	@Cal	20	65	0
N17	Stanford	21	66	0
N24	@Oregon State	28	198	2
J3	Kansas State\$\$	30	143	0
TOTAL		278	1,767	21

&Independence Bowl (Shreveport, LA); &&Freedom Bowl (Anaheim, CA); +Rose Bowl Game (Pasadena, CA); *Cotton Bowl (Dallas, TX); ^Las Vegas Bowl (Las Vegas, NV); ~Aloha Bowl (Honolulu, HI); #Sun Bowl (El Paso, TX); %Holiday Bowl (San Diego, CA); \$Fiesta Bowl (Tempe, AZ); ; %%Seattle Bowl (Seattle, WA); **BCS Championships (Glendale, AZ); ##Pac-12 Championship (Eugene 2011, Santa Clara 2014); \$\$Fiesta Bowl (Glendale, AZ); ^^Alamo Bowl (San Antonio, TX); ++CFP Championship (Arlington, TX)

100-YARD RUSHING GAMES BY YARDAGE (248)

Yds	Att	Player	Opponent	Date	Yds	Att	Player	Opponent	Date
321	38	Kenjon Barner	@USC	11-3-2012	152	20	LaMichael James	@UCLA	10-10-2009
288	23	LaMichael James	@Arizona	9-24-2011	27	27	LaMichael James	Utah	9-19-2009
285	26	Onterio Smith	@Washington State	10-27-2001	25	25	Onterio Smith	@UCLA	10-12-2002
257	31	LaMichael James	Stanford	10-2-2010	36	36	Onterio Smith	Arizona State	11-3-2001
253	23	Jonathan Stewart	South Florida#	12-31-2007	31	31	Maurice Morris	Washington	9-30-2000
251	32	Jonathan Stewart	@Washington	10-20-2007	15	15	Latin Berry	California	9-9-1989
249	27	Bobby Moore	Utah	9-18-1971	150	22	LaMichael James	Arizona State	11-14-2009
239	30	LaMichael James	California	10-6-2011	17	17	Saladin McCullough	Air Force#	12-20-1997
	36	LaMichael James	@USC	10-30-2010	29	29	Bobby Moore	@Stanford	9-25-1971
227	14	LaMichael James	Portland State	9-18-2010	18	18	Rocky Pamplin	@Utah	9-20-1969
	27	Tony Cherry	Stanford	9-21-1985	149	17	Ngalu Kelemen	Idaho	9-15-1990
223	25	Saladin McCullough	Arizona	11-9-1996	21	21	Reggie Brown	Stanford	9-6-1980
219	25	LaMichael James	UCLA##	12-2-2011	147	17	Kenjon Barner	New Mexico	9-4-2010
	17	Jeremiah Johnson	@Oregon State	11-29-2008	146	20	LaMichael James	@Stanford	11-12-2011
217	39	Reuben Droughns	@Washington State	10-10-1998	28	28	Saladin McCullough	@Oregon State	11-23-1996
215	23	Derek Loville	Idaho State	10-15-1988	145	28	Onterio Smith	@Arizona	10-5-2002
214	22	Reuben Droughns	Stanford	9-26-1998	26	26	Saladin McCullough	Fresno State	9-20-1997
212	15	Jack Morris	@USC	11-16-1957	27	27	Bobby Moore	@USC	10-9-1971
204	12	LaMichael James	Missouri State	9-17-2011	144	23	Jonathan Stewart	Oklahoma	9-16-2006
203	30	Derek Loville	@Arizona State	10-21-1989	19	19	Sean Burwell	Stanford	10-27-1990
202	45	Reuben Droughns	@Arizona	10-23-1999	143	30	Kenjon Barner	Kansas State\$\$	
	17	Reuben Droughns	Michigan State	9-5-1998	16	16	Kenjon Barner	@Arizona State	10-18-2012
201	34	Kenjon Barner	Fresno State	9-8-2012	28	28	Tony Cherry	Oregon State	11-23-1985
198	28	Kenjon Barner	@Oregon State	11-24-2012	34	34	Tony Cherry	@Washington State	8-31-1985
197	38	Reuben Droughns	Oregon State	11-20-1999	17	17	Reggie Ogburn	@Washington State	10-27-1979
196	23	Don Reynolds	@Northwestern	10-5-1974	142	24	LaMichael James	Oregon State	11-26-2011
195	20	Kenjon Barner	vs. Washington State	9-29-2012	12	12	Jonathan Stewart	@Arizona State	9-30-2006
192	21	Byron Marshall	Washington State	10-19-2013	141	15	Dennis Dixon	Houston	9-1-2007
191	21	Bobby Moore	Washington	10-16-1971	13	13	Mel Renfro	Rice	10-13-1962
189	30	Sean Burwell	Washington State	9-7-1991	140	22	Thomas Tyner	Oregon State	11-29-2013
188	37	Reuben Droughns	Arizona State	10-30-1999	15	15	Ricky Whittle	Arizona State	11-5-1994
183	24	LaMichael James	USC	10-31-2009	139	37	Maurice Morris	UCLA	9-23-2000
	25	Bobby Moore	Washington State	10-3-1970	28	28	Derek Loville	Washington State	11-15-1986
179	31	Don Reynolds	Utah	9-29-1973	26	26	Reggie Young	Oregon State	11-24-1979
178	29	Don Reynolds	California	10-13-1973	28	28	Claxton Welch	Idaho	10-19-1968
177	24	Ricky Whittle	California	10-15-1994	138	19	Maurice Morris	@Washington State	10-27-2001
175	22	Maurice Morris	@Utah State	9-29-2001	18	18	Rick Kane	@California	10-12-1974
173	14	Reggie Ogburn	@Oregon State	11-15-1980	18	18	Rick Kane	Oregon State	11-24-1973
172	23	Terrence Whitehead	Stanford	10-25-2003	30	30	Claxton Welch	@Washington State	11-4-1967
	27	Onterio Smith	Arizona State	10-19-2002	137	21	Dino Philyaw	California	10-15-1994
	25	Reuben Droughns	@UCLA	10-17-1998	22	22	Tony Cherry	California	10-19-1985
171	31	Kenjon Barner	Arizona State	10-15-2011	18	18	Bobby Moore	Army	11-14-1970
170	24	Jeremiah Masoli	UCLA	10-11-2008	136	25	LaMichael James	@Washington State	10-9-2010
169	29	Royce Freeman	Washington	10-18-2014	135	22	Royce Freeman	at Oregon State	11-29-2014
168	22	Jonathan Stewart	Stanford	9-2-2006	10	10	Marcus Mariota	@Arizona State	10-18-2012
	38	Bobby Moore	USC	10-24-1970	15	15	Jeremiah Johnson	Stanford	11-8-2008
166	25	LaMichael James	Oregon State	12-3-2009	134	28	LaMichael James	@Oregon State	12-4-2010
	22	Terrence Whitehead	@Washington State	10-9-2004	16	16	LaMichael James	@Tennessee	9-11-2010
	20	Maurice Morris	Nevada	9-2-2000	24	24	Derek Loville	@Hawaii	12-3-1988
165	17	Jonathan Stewart	Fresno State	9-15-2007	133	15	Marcus Mariota	Texas^^	12-13-2013
	20	Dave Grayson	@Utah	10-1-1960	19	Byron Marshall	UCLA	10-26-2013	
164	13	Jeremiah Masoli	USC	10-31-2009	15	15	Kenjon Barner	@Oregon State	12-4-2010
163	39	Jonathan Stewart	Oregon State	12-1-2007	20	20	Saladin McCullough	UCLA	10-11-1997
161	27	Ricky Whittle	@California	10-14-1995	132	18	LeGarrette Blount	Utah State	9-6-2008
	36	Bobby Moore	@Washington State	10-30-1971	29	29	Terrence Whitehead	Stanford	11-2-2002
160	19	Jonathan Stewart	@Stanford	9-22-2007	131	11	LeGarrette Blount	@Purdue	9-13-2008
	30	Ricky Whittle	@Utah	9-2-1995	28	28	Jonathan Stewart	@Arizona	11-15-2007
159	25	LaMichael James	Wisconsin+	1-2-2012	28	28	Terrence Whitehead	@Stanford	10-23-2004
	25	Jonathan Stewart	Washington	11-4-2006	15	15	Onterio Smith	@Arizona	10-6-2001
	25	Dick Winn	Idaho	10-30-1965	30	30	Derek Loville	@Washington State	9-17-1988
156	25	LaMichael James	@Washington	11-5-2011	19	19	Gary Beck	Oregon State	11-19-1977
	36	Saladin McCullough	Oregon State	11-22-1997	130	19	Byron Marshall	California	9-28-2013
155	2	De'Anthony Thomas	Wisconsin+	1-2-2012	19	19	Ricky Whittle	Pacific	10-7-1995
154	15	LaMichael James	@Washington	10-24-2009	129	14	Maurice Morris	@UCLA	11-10-2001
	22	Derek Loville	Long Beach State	9-10-1988	17	17	Ricky Whittle	California	11-7-1992
	21	John McKay	@Idaho	10-9-1948	20	20	Sean Burwell	Utah State	10-6-1990
153	14	Sean Burwell	UNLV	9-26-1992	23	23	Derek Loville	@San Diego State	10-1-1988
					32	32	George Bennett	Oregon State	11-22-1975
					128	28	De'Anthony Thomas	Nicholls	8-31-2013
					27	27	Don Reynolds	Arizona State	9-15-1973

100-YARD RUSHING GAMES BY YARDAGE (238)

Yds	Att	Player	Opponent	Date	Yds	Att	Player	Opponent	Date
126	28	LaMichael James	Arizona	11-26-2010	111	7	LeGarrette Blount	UCLA	10-11-2008
	12	Sean Burwell	Idaho	9-15-1990		15	Jonathan Stewart	@Michigan	9-8-2007
125	13	Byron Marshall	Tennessee Tech	9-15-2012	29	Sean Burwell	@Texas Tech	9-14-1991	
	18	LaMichael James	@Stanford	11-7-2009	27	Derek Loville	Oregon State	11-18-1989	
124	13	Thomas Tyner	vs. Florida State+	1-1-2015	29	George Bennett	@Washington State	11-1-1975	
	11	De'Anthony Thomas	@Virginia	9-7-2013	21	George Bennett	Utah	10-25-1975	
	8	Byron Marshall	Nicholls	8-31-2013	11	Willie West	USC	10-11-1958	
	15	Jeremiah Johnson	Washington	8-30-2008	110	18	Terrence Whitehead	@Oregon State	11-20-2004
	14	Terrence Whitehead	UCLA	11-13-2004	21	Maurice Morris	@Arizona	10-6-2001	
	35	Onterio Smith	Fresno State	9-7-2002	18	Reuben Droughns	Nevada	9-18-1999	
	28	Onterio Smith	Mississippi State	8-31-2002	25	Bobby Moore	@Texas	10-2-1971	
	22	Sean Burwell	Texas Tech	9-19-1992	21	Remene Alston Jr.	New Mexico	9-4-2010	
	24	Sean Burwell	@California	11-10-1990	109	13	Cleveland Jones	Washington State	10-15-1960
	11	Pat Verutti	@Hawaii	11-29-1969	17	Cleveland Jones	@Utah	10-1-1960	
123	15	Kenjon Barner	USC	11-19-2011	108	21	Reuben Droughns	Texas-El Paso	9-11-1999
	20	LaMichael James	UCLA	10-21-2010	15	Tony Graziani	Oregon State	11-18-1995	
	23	Reuben Droughns	Washington State	11-6-1999	17	Reggie Ogburn	@Colorado	9-8-1979	
	12	Saladin McCullough	@Stanford	9-27-1997	107	11	Kenjon Barner	Washington State	10-29-2011
	27	Dino Philyaw	@USC	10-1-1994	28	Ricky Whittle	@Arizona	11-11-1995	
122	23	Byron Marshall	@Colorado	10-5-2013	24	Bobby Moore	@UCLA	10-10-1970	
	4	Marcus Mariota	@Virginia	9-7-2013	106	19	Byron Marshall	@Washington	10-12-2013
	17	De'Anthony Thomas	@Oregon State	11-24-2012	16	Jeremiah Masoli	Oklahoma State%	12-30-2008	
	20	Kenjon Barner	Washington	10-6-2012	19	Vince Williams	Texas Christian	9-23-1978	
	21	Terrence Whitehead	@Arizona State	10-8-2005	24	Don Reynolds	Oregon State	11-24-1973	
	25	Terrence Whitehead	Washington	10-30-2004	105	17	Royce Freeman	Colorado	11-22-2014
	4	Mel Renfro	Idaho	9-23-1961	19	Vince Williams	@Colorado	9-9-1978	
121	18	Royce Freeman	@UCLA	10-11-2014	104	9	Kenjon Barner	Colorado	10-27-2012
	26	LaMichael James	Washington	11-6-2010	18	Onterio Smith	Idaho	9-14-2002	
	20	Jonathan Stewart	UCLA	10-14-2006	23	Darien Latimer	California	11-16-1996	
	15	Dave Grayson	@California	10-22-1960	28	Sean Burwell	BYU	9-29-1990	
120	21	Jonathan Stewart	California	9-29-2007	19	Reggie Brown	@California	10-11-1980	
	8	Mel Renfro	Utah	9-29-1962	14	Ed Radcliffe	@Wisconsin	9-30-1978	
119	12	Jeremiah Johnson	Oklahoma State%	12-30-2008	103	3	Josh Huff	Arizona	11-26-2010
	20	Terrence Whitehead	California	11-5-2005	25	Jonathan Stewart	USC	10-4-2007	
	28	Derek Loville	@UCLA	11-11-1989	10	Jeremiah Johnson	Arizona	11-18-2006	
	29	Tony Cherry	Washington	10-5-1985	23	Derek Loville	Oregon State	11-21-1987	
118	21	LaMichael James	California	9-26-2009	12	Woodley Lewis	Washington State	10-23-1948	
	7	Don Reynolds	Stanford	10-21-1972	102	7	De'Anthony Thomas	Fresno State	9-8-2012
117	15	Darron Thomas	Stanford	10-2-2010	15	Maurice Morris	Oregon State	12-1-2001	
	19	LaMichael James	@Arizona	11-21-2009	16	Vince Williams	Washington State	10-28-1978	
	20	Jeremiah Johnson	@California	11-1-2008	101	20	Saladin McCullough	Colorado State	9-14-1996
	13	Herman Ho-Ching	@UTEP	9-12-1998	15	Sean Burwell	California	10-2-1993	
	18	Latin Berry	Long Beach State	10-28-1989	28	Jim Evenson	@Stanford	11-11-1967	
	31	Derek Loville	@Oregon State	11-19-1988	100	20	Reggie Ogburn	California	10-6-1979
	18	Dwight Robertson	@Stanford	11-10-1979	6	Reggie Young	Washington	9-22-1979	
115	15	Kenjon Barner	@Colorado	10-22-2011					
	18	Terrence Whitehead	Idaho	9-25-2004					
	21	Onterio Smith	Portland State	9-21-2002					
	28	Saladin McCullough	@Washington	11-8-1997					
	25	Sean Burwell	Arizona State	10-3-1992					
	16	Latin Berry	@Washington State	9-17-1988					
	21	Reggie Brown	@Arizona State	11-22-1980					
	17	George Bell	@Oregon State	11-20-1948					
114	21	Royce Freeman	vs. Arizona##	12-5-14					
	18	Marcus Mariota	at Utah	11-8-2014					
	34	Maurice Morris	Arizona	10-21-2000					
	23	Saladin McCullough	Utah	10-18-1997					
	11	John McKay	Santa Barbara	9-18-1948					
113	5	Marcus Mariota	Nicholls	8-31-2013					
	15	Andre Crenshaw	@Washington	10-20-2007					
	18	Saladin McCullough	@USC	10-25-1997					
	11	Ricky Whittle	@California	10-2-1993					
	19	Ricky Whittle	Nevada-Las Vegas	9-26-1992					
	12	Mel Renfro	@Arizona	10-19-1963					
112	22	Royce Freeman	vs. California	10-24-2014					
	17	LeGarrette Blount	@Oregon State	11-29-2008					

TOP SINGLE-SEASON PER GAME RUSHING AVERAGES

	Name	Year	TC	YG	Net	Avg.	TD	Yds/G
1.	Reuben Droughns	1998	112	844	824	7.04	9	164.8
2.	LaMichael James	2011	247	1870	1805	7.31	18	150.4
3.	LaMichael James	2010	294	1840	1731	5.89	21	144.2
4.	Kenjon Barner	2012	278	1849	1767	6.40	21	135.9
5.	Jonathan Stewart	2007	280	1798	1722	6.15	11	132.5
6.	Bobby Moore	1971	249	1295	1211	4.86	7	121.1
7.	LaMichael James	2009	230	1608	1546	6.72	14	118.9
8.	Onterio Smith	2002	244	1169	1141	4.68	12	114.1
9.	Reuben Droughns	1999	277	1307	1234	4.45	9	112.2
10.	Saladin McCullough	1997	267	1411	1343	5.03	9	111.9

TOP SINGLE-SEASON PER GAME RUSHING AVERAGES

Name	Year	TC	YG	Net	Avg.	TD	Yds/G
1. Reuben Droughns	1998	112	844	824	7.04	9	164.8
2. LaMichael James	2011	247	1870	1805	7.31	18	150.4
3. LaMichael James	2010	294	1840	1731	5.89	21	144.2
4. Kenjon Barner	2012	278	1849	1767	6.40	21	135.9
5. Jonathan Stewart	2007	280	1798	1722	6.15	11	132.5
6. Bobby Moore	1971	249	1295	1211	4.86	7	121.1
7. LaMichael James	2009	230	1608	1546	6.72	14	118.9
8. Onterio Smith	2002	244	1169	1141	4.68	12	114.1
9. Reuben Droughns	1999	277	1307	1234	4.45	9	112.2
10. Saladin McCullough	1997	267	1411	1343	5.03	9	111.9

&Independence Bowl (Shreveport, LA); &&Freedom Bowl (Anaheim, CA); +Rose Bowl Game (Pasadena, CA); *Cotton Bowl (Dallas, TX); ^Las Vegas Bowl (Las Vegas, NV); ~Aloha Bowl (Honolulu, HI); #Sun Bowl (El Paso, TX); %Holiday Bowl (San Diego, CA); \$Fiesta Bowl (Tempe, AZ); ; %%Seattle Bowl (Seattle, WA); **BCS Championships (Glendale, AZ); ##Pac-12 Championship (Eugene 2011, Santa Clara 2014); \$\$Fiesta Bowl (Glendale, AZ); ^^Alamo Bowl (San Antonio, TX)

100-YARD RUSHING GAMES BY YEAR

2014 (8)

Royce Freeman	Washington	29-169
Royce Freeman	@Oregon State	22-135
Thomas Tyner	vs. Florida State+	13-124
Royce Freeman	@UCLA	18-121
Royce Freeman	vs. Arizona##	21-114
Marcus Mariota	at Utah	18-114
Royce Freeman	vs. California	22-112
Royce Freeman	Colorado	17-105

2013 (12)

Byron Marshall	Washington State	21-192
Thomas Tyner	Oregon State	22-140
Marcus Mariota	Texas^^	15-133
Byron Marshall	UCLA	19-133
Byron Marshall	California	19-130
De'Anthony Thomas	Nicholls	18-128
De'Anthony Thomas	@Virginia	11-124
Byron Marshall	Nicholls	8-124
Byron Marshall	@Colorado	23-122
Marcus Mariota	@Virginia	4-122
Marcus Mariota	Nicholls	5-113
Byron Marshall	@Washington	19-106

2012 (12)

Kenjon Barner	@USC	38-321
Kenjon Barner	Fresno State	34-201
Kenjon Barner	@Oregon State	28-198
Kenjon Barner	vs. Washington State	20-195
Kenjon Barner	Kansas State\$\$	31-143
Kenjon Barner	@Arizona State	16-143
Marcus Mariota	@Arizona State	10-135
Byron Marshall	Tennessee Tech	13-125
De'Anthony Thomas	@Oregon State	17-122
Kenjon Barner	Washington	20-122
Kenjon Barner	Colorado	9-104
De'Anthony Thomas	Fresno State	7-102

2011 (13)

LaMichael James	@Arizona	23-288
LaMichael James	California	30-239
LaMichael James	UCLA##	25-219
LaMichael James	Missouri State	12-204
Kenjon Barner	Arizona State	31-171
LaMichael James	Wisconsin+	25-159
LaMichael James	@Washington	25-156
De'Anthony Thomas	Wisconsin+	2-155
LaMichael James	@Stanford	20-146
LaMichael James	Oregon State	24-142
Kenjon Barner	USC	15-123
Kenjon Barner	@Colorado	10-115
Kenjon Barner	Washington State	11-107

2010 (14)

LaMichael James	Stanford	31-257
LaMichael James	@USC	36-239
LaMichael James	Portland State	14-227
Kenjon Barner	New Mexico	17-147
LaMichael James	@Washington State	25-136
LaMichael James	@Oregon State	28-134
LaMichael James	@Tennessee	16-134
Kenjon Barner	@Oregon State	15-133
LaMichael James	Arizona	28-126
LaMichael James	UCLA	20-123
LaMichael James	Washington	26-121
Darron Thomas	Stanford	15-117
Remene Alston Jr.	New Mexico	21-110
Josh Huff	Arizona	3-103

2009 (10)

LaMichael James	USC	24-183
LaMichael James	Oregon State	25-166
Jeremiah Masoli	USC	13-164
LaMichael James	@Washington	15-154
LaMichael James	Utah	27-152
LaMichael James	@UCLA	20-152
LaMichael James	Arizona State	22-150
LaMichael James	@Stanford	18-125
LaMichael James	California	21-118
LaMichael James	@Arizona	19-117

2008 (11)

Jeremiah Johnson	Washington	15-124
LeGarrette Blount	Utah State	18-132
LeGarrette Blount	@Purdue	11-131
Jeremiah Masoli	UCLA	24-170
LeGarrette Blount	UCLA	7-111
Jeremiah Johnson	@California	20-117
Jeremiah Johnson	Stanford	15-135
Jeremiah Johnson	@Oregon State	17-219
LeGarrette Blount	@Oregon State	17-112
Jeremiah Johnson	Oklahoma State%	12-119
Jeremiah Masoli	Oklahoma State%	16-106

2007 (11)

Dennis Dixon	Houston	15-141
Jonathan Stewart	@Michigan	15-111
Jonathan Stewart	Fresno State	17-165
Jonathan Stewart	@Stanford	19-160
Jonathan Stewart	California	21-120
Jonathan Stewart	@Washington	32-251
Andre Crenshaw	@Washington	15-113
Jonathan Stewart	USC	25-103
Jonathan Stewart	@Arizona	28-131
Jonathan Stewart	Oregon State	39-163
Jonathan Stewart	South Florida#	23-253

2006 (5)

Jonathan Stewart	Stanford	22-168
Jonathan Stewart	Oklahoma	23-144
Jonathan Stewart	@Arizona State	12-142
Jonathan Stewart	UCLA	20-121
Jonathan Stewart	Washington	25-159

2005 (2)

Terrence Whitehead	@Arizona State	21-122
Terrence Whitehead	California	20-199

2004 (6)

Terrence Whitehead	@Washington State	22-166
Terrence Whitehead	@Stanford	28-131
Terrence Whitehead	UCLA	14-124
Terrence Whitehead	Washington	25-122
Terrence Whitehead	Idaho	18-115
Terrence Whitehead	Oregon State	18-110

2003 (1)

Terrence Whitehead	Stanford	23-172
--------------------	----------	--------

2002 (8)

Onterio Smith	Arizona State	27-172
Onterio Smith	@UCLA	25-152
Onterio Smith	@Arizona	28-145
Terrence Whitehead	Stanford	29-132
Onterio Smith	Mississippi State	28-124
Onterio Smith	Fresno State	35-124
Onterio Smith	Portland State	21-115
Onterio Smith	Idaho	18-104

2001 (8)

Onterio Smith	@Washington State	26-285
Maurice Morris	@Utah State	22-175
Onterio Smith	Arizona State	36-152
Maurice Morris	@Washington State	19-138
Onterio Smith	@Arizona	15-131
Maurice Morris	@UCLA	14-129
Maurice Morris	@Arizona	21-110
Maurice Morris	Oregon State	15-102

2000 (4)

Maurice Morris	Nevada	20-166
Maurice Morris	Washington	31-152
Maurice Morris	UCLA	37-139
Maurice Morris	Arizona	34-114

1999 (6)

Reuben Droughns	@Arizona	45-207
Reuben Droughns	Oregon State	38-197
Reuben Droughns	Arizona State	37-188
Reuben Droughns	Washington State	23-123
Reuben Droughns	Nevada	18-110
Reuben Droughns	UTEP	21-108

1998 (5)

Reuben Droughns	@Washington State	39-217
Reuben Droughns	Stanford	22-214
Reuben Droughns	Michigan State	17-202
Reuben Droughns	@UCLA	25-172
Herman Ho-Ching	@UTEP	13-117

1997 (8)

Saladin McCullough	Oregon State	36-156
Saladin McCullough	Air Force^	17-150
Saladin McCullough	Fresno State	26-145
Saladin McCullough	UCLA	20-133
Saladin McCullough	@Stanford	12-123
Saladin McCullough	@Washington	28-115
Saladin McCullough	Utah	23-114
Saladin McCullough	@USC	18-113

1996 (4)

Saladin McCullough	Arizona	25-223
Saladin McCullough	@Oregon State	28-146
Darien Latimer	California	23-104
Saladin McCullough	Colorado State	20-101

1995 (4)

Ricky Whittle	@California	27-161
Ricky Whittle	@Utah	30-160
Ricky Whittle	Pacific	19-130
Ricky Whittle	@Arizona	28-107

1994 (4)

Ricky Whittle	California	24-177
Ricky Whittle	Arizona State	15-140
Dino Philyaw	California	21-137
Dino Philyaw	@USC	27-123

1993 (2)

Ricky Whittle	@California	11-113
Sean Burwell	@California	15-101

1992 (5)

Sean Burwell	UNLV	14-153
Ricky Whittle	California	17-129
Sean Burwell	Texas Tech	22-124
Sean Burwell	Arizona State	25-115
Ricky Whittle	UNLV	19-113

1991 (2)

Sean Burwell	Washington State	30-189
Sean Burwell	@Texas Tech	29-111

100-YARD RUSHING GAMES BY YEAR

1990 (6)

Ngalu Kelemeni	Idaho	17-149
Sean Burwell	Stanford	19-144
Sean Burwell	Utah State	20-129
Sean Burwell	Idaho	12-126
Sean Burwell	@California	24-124
Sean Burwell	Brigham Young	28-104

1989 (5)

Derek Loville	@Arizona State	30-203
Latin Berry	California	15-152
Derek Loville	UCLA	28-119
Latin Berry	Long Beach State	18-117
Derek Loville	Oregon State	7-111

1988 (7)

Derek Loville	Idaho State	23-215
Derek Loville	Long Beach State	22-154
Derek Loville	@Hawaii	24-134
Derek Loville	@Washington State	30-131
Derek Loville	@San Diego State	23-129
Derek Loville	@Oregon State	31-117
Latin Berry	@Washington State	16-115

1987 (1)

Derek Loville	Oregon State	23-103
---------------	--------------	--------

1986 (1)

Derek Loville	Washington State	28-139
---------------	------------------	--------

1985 (5)

Tony Cherry	Stanford	27-227
Tony Cherry	Oregon State	8-143
Tony Cherry	@Washington State	28-143
Tony Cherry	California	22-137
Tony Cherry	Washington	29-119

1980 (4)

Reggie Ogburn	@Oregon State	14-173
Reggie Brown	Stanford	21-149
Reggie Brown	@Arizona State	21-115
Reggie Brown	@California	19-104

1979 (6)

Reggie Ogburn	@Washington State	17-143
Reggie Young	Oregon State	26-139
Dwight Robertson	@Stanford	18-117
Reggie Ogburn	@Colorado	17-108
Reggie Ogburn	California	20-100
Reggie Young	Washington	6-100

1978 (4)

Vince Williams	TCU	19-106
Vince Williams	@Colorado	19-105
Ed Radcliffe	@Wisconsin	14-104
Vince Williams	Washington State	16-102

1977 (1)

Gary Beck	Oregon State	19-131
-----------	--------------	--------

1975 (3)

George Bennett	Oregon State	32-129
George Bennett	Utah	21-111
George Bennett	@Washington State	29-111

100-YARD RUSHING TRIOS

Nicholls, Aug. 31, 2013

De'Anthony Thomas, 128 yds, 18 att
Byron Marshall, 124 yds, 8 att
Marcus Mariota, 113 yds, 5 att

1974 (2)

Don Reynolds	@Northwestern	23-196
Rick Kane	@California	18-138

1973 (5)

Don Reynolds	Utah	31-179
Don Reynolds	California	29-178
Rick Kane	Oregon State	18-138
Don Reynolds	Arizona State	27-128
Don Reynolds	Oregon State	24-106

1972 (1)

Don Reynolds	Stanford	7-118
--------------	----------	-------

1971 (6)

Bobby Moore	Utah	27-249
Bobby Moore	Washington	21-191
Bobby Moore	@Washington State	36-161
Bobby Moore	@Stanford	29-150
Bobby Moore	@USC	27-145
Bobby Moore	@Texas	25-110

1970 (4)

Bobby Moore	Washington State	25-183
Bobby Moore	USC	38-168
Bobby Moore	Army	18-137
Bobby Moore	@UCLA	24-107

1969 (2)

Rocky Pamplin	@Utah	18-150
Pat Verutti	@Hawaii	11-124

1968 (1)

Claxton Welch	Idaho	28-139
---------------	-------	--------

1967 (2)

Claxton Welch	@Washington State	30-138
Jim Evenson	@Stanford	28-101

1965 (1)

Dick Winn	Idaho	25-159
-----------	-------	--------

1963 (1)

Mel Renfro	@Arizona	12-113
------------	----------	--------

1962 (2)

Mel Renfro	Rice	13-141
Mel Renfro	Utah	8-120

1961 (1)

Mel Renfro	Idaho	4-122
------------	-------	-------

1960 (4)

Dave Grayson	@Utah	20-165
Dave Grayson	@California	15-121
Cleveland Jones	@Utah	17-109
Cleveland Jones	Washington State	13-109

1958 (1)

Willie West	USC	11-111
-------------	-----	--------

1957 (1)

Jack Morris	USC	15-212
-------------	-----	--------

1948 (4)

John McKay	@Idaho	21-154
George Bell	@Oregon State	17-115
John McKay	UC Santa Barbara	11-114
Woodley Lewis	Washington State	12-103

&Independence Bowl (Shreveport, LA); &&Freedom Bowl (Anaheim, CA); +Rose Bowl Game (Pasadena, CA); *Cotton Bowl (Dallas, TX); ^Las Vegas Bowl (Las Vegas, NV); ~Aloha Bowl (Honolulu, HI); #Sun Bowl (El Paso, TX); %Holiday Bowl (San Diego, CA); \$Fiesta Bowl (Tempe, AZ); ; %%Seattle Bowl (Seattle, WA); **BCS Championships (Glendale, AZ); ##Pac-12 Championship (Eugene 2011, Santa Clara 2014); \$\$Fiesta Bowl (Glendale, AZ); ^^Alamo Bowl (San Antonio, TX)

100-YARD RUSHING DUOS

@Utah, Oct. 1, 1960

Dave Grayson, 165 yds, 20 att
Cleveland Jones, 107 yds, 17 att

Oregon St., Nov. 24, 1973

Ricky Kane, 138 yds., 18 att
Don Reynolds, 106 yds, 24 att

@Washington St., Sept. 17, 1988

Derek Loville, 131 yds, 30 att
Latin Berry, 115 yds, 16 att

Idaho, Sept. 15, 1990

Ngalu Kelemeni, 149 yds, 17 att
Sean Burwell, 126 yds, 12 att

UNLV, Sept. 26, 1992

Sean Burwell, 153 yds, 14 att
Ricky Whittle, 113 yds, 19 att

California, Oct. 15, 1994

Ricky Whittle, 177 yds, 24 att
Dino Philyaw, 137 yds, 21 att

@Arizona, Oct. 6, 2001

Onterio Smith, 131 yds, 15 att
Maurice Morris, 110 yds, 21 att

@Washington St., Oct. 27, 2001

Onterio Smith, 285 yds, 26 att
Maurice Morris, 138 yds, 19 att

@Washington, Oct. 20, 2007

Jonathan Stewart, 251 yds, 32 att
Andre Crenshaw, 113 yds, 15 att

UCLA, Oct. 11, 2008

Jeremiah Masoli, 170 yds, 24 att
LeGarrette Blount, 111 yds, 7 att

@Oregon St., Nov. 29, 2008

Jeremiah Johnson, 219 yds, 17 att
LeGarrette Blount, 112 yds, 17 att

Oklahoma St., Dec. 30, 2008

Jeremiah Johnson, 119 yds, 12 att
Jeremiah Masoli, 106 yds, 16 att

USC, Oct. 31, 2009

LaMichael James, 183 yds, 24 att
Jeremiah Masoli, 164 yds, 13 att

New Mexico, Sept. 4, 2010

Kenjon Barner, 147 yds, 17 att
Remene Alston Jr., 110 yds, 21 att

Stanford, Oct. 2, 2010

LaMichael James, 257 yds, 31 att
Darron Thomas, 117 yds, 15 att

Arizona, Nov. 26, 2010

LaMichael James, 126 yds, 28 att
Josh Huff, 103 yds, 3 att

@Oregon State, Dec. 4, 2010

LaMichael James, 134 yds, 28 att
Kenjon Barner, 133 yds, 13 att

Wisconsin, Jan. 2, 2012

LaMichael James, 159 yds, 25 att
De'Anthony Thomas, 155 yds, 2 att

Fresno State, Sept. 8, 2012

Kenjon Barner, 201 yds, 34 att
De'Anthony Thomas, 102 yds, 7 att

@Arizona State, Oct. 18, 2012

Kenjon Barner, 143 yds, 16 att
Marcus Mariota, 135 yds, 10 att

@Oregon State, Nov. 24, 2012

Kenjon Barner, 198 yds, 28 att
De'Anthony Thomas, 122 yds, 17 att

@Virginia, Sept. 7, 2013

De'Anthony Thomas, 124 yds, 11 att
Marcus Mariota, 122 yds, 4 att

MULTIPLE 100-YARD RUSHING GAMES

LaMICHAEL JAMES 26

Yds	Att	Opponent	Yr
288	23	@Arizona	2011
257	31	Stanford	2010
239	30	California	2011
239	36	@USC	2010
227	14	Portland State	2010
219	25	UCLA##	2011
204	12	Missouri State	2011
183	24	USC	2009
166	25	Oregon State	2009
159	25	Wisconsin+	2011
156	25	@Washington	2011
154	15	@Washington	2009
152	20	@UCLA	2009
152	27	Utah	2009
150	22	Arizona State	2009
146	20	@Stanford	2011
142	24	Oregon State	2011
136	25	@Washington St.	2010
134	28	@Oregon State	2010
134	16	@Tennessee	2010
126	28	Arizona	2010
125	18	@Stanford	2009
123	20	UCLA	2010
121	26	Washington	2010
118	21	California	2009
117	19	@Arizona	2009

KENJON BARNER 14

Yds	Att	Opponent	Yr
321	38	@USC	2012
201	34	Fresno State	2012
198	28	@Oregon State	2012
195	20	vs. Washington St.	2012
171	31	Arizona State	2011
147	17	New Mexico	2010
143	31	Kansas State\$\$	2012
143	16	@Arizona State	2012
133	15	@Oregon State	2010
123	15	USC	2011
122	20	Washington	2012
115	10	@Colorado	2011
107	11	Washington State	2011
104	9	Colorado	2012

JONATHAN STEWART 14

Yds	Att	Opponent	Yr
253	23	South Florida#	2007
251	32	@Washington	2007
168	22	Stanford	2006
165	17	Fresno State	2007
163	39	Oregon State	2007
160	19	@Stanford	2007
159	25	Washington	2006
144	23	Oklahoma	2006
142	12	@Arizona State	2006
131	28	@Arizona	2007
121	20	UCLA	2006
120	21	California	2007
111	15	@Michigan	2007
103	25	USC	2007

SALADIN MCCULLOUGH 11

Yds	Att	Opponent	Yr
223	25	Arizona	1996
156	36	Oregon St.	1997
150	17	Air Force^	1997
146	28	@Oregon St.	1996
145	26	Fresno St.	1997
133	20	UCLA	1997
123	12	@Stanford	1997
115	28	@Washington	1997
114	23	Utah	1997
113	18	@USC	1997
101	20	Colorado St.	1996

SEAN BURWELL 11

Yds	Att	Opponent	Yr
189	30	Washington St.	1991
153	14	UNLV	1992
144	19	Stanford	1990
129	20	Utah St.	1990
126	12	Idaho	1990
124	22	Texas Tech	1992
124	24	@California	1990

115	25	Arizona St.	1992
111	29	@Texas Tech	1991
104	28	Brigham Young	1990
101	15	California	1993

DEREK LOVILLE 11

Yds	Att	Opponent	Yr
215	23	Idaho St.	1988
203	30	@Arizona St.	1989
154	22	Long Beach St.	1988
139	28	Washington St.	1986
134	24	@Hawaii	1988
131	30	@Washington St.	1988
129	23	@San Diego St.	1988
119	28	@UCLA	1989
117	31	@Oregon St.	1988
111	27	Oregon St.	1989
103	23	Oregon St.	1987

TERRENCE WHITEHEAD 10

Yds	Att	Opponent	Yr
172	23	Stanford	2003
166	22	@Washington St.	2004
132	29	Stanford	2002
131	28	@Stanford	2004
124	14	UCLA	2004
122	21	@Arizona State	2005
122	25	Washington	2004
119	20	California	2005
115	18	Idaho	2004
110	18	Oregon State	2004

ONTERRIO SMITH 10

Yds	Att	Opponent	Yr
285	26	@Washington St.	2001
172	27	Arizona State	2002
152	25	@UCLA	2002
152	36	Arizona St.	2001
145	28	@Arizona	2002
131	15	@Arizona	2001
124	35	Fresno State	2002
124	28	Mississippi St.	2002
115	21	Portland State	2002
104	18	Idaho	2002

REUBEN DROUGHNS 10

Yds	Att	Opponent	Yr
217	39	@Washington St.	1998
214	22	Stanford	1998
207	45	@Arizona	1999
202	17	Michigan St.	1998
197	38	Oregon St.	1999
188	37	Arizona St.	1999
172	25	@UCLA	1998
123	23	Washington St.	1999
110	18	Nevada	1999
108	21	UTEP	1999

BOBBY MOORE 10

Yds	Att	Opponent	Yr
249	27	Utah	1971
191	21	Washington	1971
183	25	Washington St.	1970
168	38	USC	1970
161	36	@Washington St.	1971
150	29	@Stanford	1971
145	27	@USC	1971
137	18	Army	1970
110	25	@Texas	1971
107	24	@UCLA	1970

MAURICE MORRIS 9

Yds	Att	Opponent	Yr
175	22	@Utah St.	2001
166	20	Nevada	2000
152	31	Washington	2000
139	37	UCLA	2000
138	19	@Washington St.	2001
129	14	@UCLA	2001
114	34	Arizona	2000
110	21	@Arizona	2001
102	15	Oregon St.	2001

RICKY WHITTLE 9

Yds	Att	Opponent	Yr
177	24	California	1994
161	27	@California	1995
160	30	@Utah	1995
140	15	Arizona St.	1994
130	19	Pacific	1995
129	17	California	1992
113	11	@California	1993
113	19	UNLV	1992
107	28	@Arizona	1995

BYRON MARSHALL 7

Yds	Att	Opponent	Yr
192	21	Washington State	2013
133	19	UCLA	2013
130	19	California	2013
125	13	Tennessee Tech	2012
124	8	Nicholls	2013
122	23	@Colorado	2013
106	19	@Washington	2013

ROYCE FREEMAN 6

Yds	Att	Opponent	Yr
169	29	Washington	2014
135	22	@Oregon State	2014
121	18	@UCLA	2014
114	21	vs. Arizona	2014
112	22	vs. California	2014
105	17	Colorado	2014

JEREMIAH JOHNSON 6

Yds	Att	Opponent	Yr
219	17	@Oregon St.	2008
135	15	Stanford	2008
124	15	Washington	2008
119	12	Oklahoma St.%	2008
117	20	California	2008
103	10	Arizona	2006

DON REYNOLDS 6

Yds	Att	Opponent	Yr
196	23	@Northwestern	1974
179	31	Utah	1973
178	29	California	1973
128	27	Arizona St.	1973
118	7	Stanford	1972
106	24	Oregon St.	1973

MARCUS MARIOTA 5

Yds	Att	Opponent	Yr
135	10	@Arizona State	2012
133	15	Texas^^	2013
122	4	@Virginia	2013
114	18	@Utah	2014
113	5	Nicholls	2013

DE'ANTHONY THOMAS 5

Yds	Att	Opponent	Yr
155	2	Wisconsin+	2011
128	18	Nicholls	2013
124	11	@Virginia	2013
122	17	@Oregon State	2012
102	7	Fresno State	2012

TONY CHERRY 5

Yds	Att	Opponent	Yr
227	27	Stanford	1985
143	28	Oregon St.	1985
143	34	@Washington St.	1985
137	22	California	1985
119	29	Washington	1985

LeGARRETTE BLOUNT 4

Yds	Att	Opponent	Yr
132	18	Utah State	2008
131	11	@Purdue	2008
112	17	@Oregon State	2008
111	7	UCLA	2008

REGGIE OGBURN 4

Yds	Att	Opponent	Yr
173	14	@Oregon St.	1980
143	17	@Washington St.	1979
108	17	@Colorado	1979
100	20	California	1979

MEL RENFRO 4

Yds	Att	Opponent	Yr
141	13	Rice	1962
122	4	Idaho	1961
120	8	Utah	1962
113	12	@Arizona	1963

JEREMIAH MASOLI 3

Yds	Att	Opponent	Yr
164	13	USC	2009
170	24	UCLA	2008
106	16	Oklahoma St.%	2008

LATIN BERRY 3

Yds	Att	Opponent	Yr
152	15	California	1989
117	18	Long Beach St.	1989
115	16	@Washington St.	1988

REGGIE BROWN 3

Yds	Att	Opponent	Yr
149	21	Stanford	1980
115	21	@Arizona St.	1980
104	19	@California	1980

VINCE WILLIAMS 3

Yds	Att	Opponent	Yr
106	19	TCU	1978
105	19	@Colorado	1978
102	16	Washington St.	1978

GEORGE BENNETT 3

Yds	Att	Opponent	Yr
129	32	Oregon St.	1975
111	21	Utah	1975
111	29	@Washington St.	1975

THOMAS TYNER 2

Yds	Att	Opponent	Yr
140	22	Oregon St.	2013
124	13	vs. Florida St.+	2014

DINO PHILYAW 2

Yds	Att	Opponent	Yr
137	21	California	1994
123	37	@USC	1994

REGGIE YOUNG 2

Yds	Att	Opponent	Yr
139	26	Oregon St.	1979
100	6	Washington	1979

RICK KANE 2

Yds	Att	Opponent	Yr
138	18	@California	1974
138	18	Oregon St.	1973

CLAXTON WELCH 2

Yds	Att	Opponent	Yr
139	28	Idaho	1968
138	30	@Washington St.	1967

DAVE GRAYSON 2

Yds	Att	Opponent	Yr
165	20	@Utah	1960
121	15	@California	1960

CLEVELAND JONES 2

Yds	Att	Opponent	Yr
109	17	@Utah	1960
109	13	Washington St.	1960

JOHN MCKAY 2

Yds	Att	Opponent	Yr
154	21	@Idaho	1948
114	11	UC Santa Barbara	1948

&Independence Bowl (Shreveport

100-YARD RECEIVING GAMES BY YARDAGE (181)

Yds	Rec	Player	Opponent	Date	Yds	Rec	Player	Opponent	Date
242	9	Tony Hartley	Washington	11-7-1998		6	Keenan Howry	@UCLA	10-9-1999
234	11	Derrick Deadwiler	@California	10-2-1993	121	5	Johnny Mundt	Tennessee	9-14-2013
230	11	Cristin McLemore	Stanford	11-13-1993		7	Cristin McLemore	Arizona State	11-5-1994
225	10	Bob Newland	@Illinois	9-19-1970		6	Joe Reitzug	Tulsa&	12-16-1989
214	6	Blake Spence	Utah	10-18-1997		4	Bob Palm	Washington State	11-2-1974
200	16	Samie Parker	Minnesota#	12-31-2003		NA	Darrell Robinson	Colorado	10-15-1949
199	6	Pat Johnson	Oregon State	11-22-1997	120	8	Jaison Williams	@Arizona	11-15-2007
196	6	Marshaun Tucker	@Wisconsin	9-9-2000		7	Steve Bunker	BYU	10-2-1965
186	9	Josh Huff	Oregon State	11-29-2013	119	10	Jeff Maehl	@Washington State	10-9-2010
180	10	Josh Wilcox	Colorado State	9-14-1996		3	Terry Obee	@San Diego State	10-1-1988
179	8	Pat Johnson	@Stanford	9-27-1997		8	Andy Maurer	Army	11-8-1969
177	9	Jaison Williams	Oklahoma	9-16-2006	118	5	Josh Huff	Nicholls	8-31-2013
	8	Damon Griffin	@Arizona State	9-28-1996		8	Samie Parker	Stanford	10-25-2003
176	11	Cristin McLemore	Stanford	9-23-1995		6	Marshaun Tucker	California	11-11-2000
175	9	Demetrius Williams	Washington State	9-27-2003		6	Tony Hartley	USC	10-24-1998
169	8	Byron Marshall	vs. Ohio State++	1-12-2015		5	Damon Griffin	Stanford	9-26-1998
	5	Pat Johnson	Air Force^	12-20-1997		8	Pat Johnson	@Nevada	9-13-1997
168	6	Demetrius Williams	@Stanford	10-1-2005	117	6	Terence Scott	Washington	8-30-2008
167	4	Damon Griffin	@Washington State	10-10-1998	116	7	Tony Hartley	USC	9-25-1999
165	7	Darren Carrington	vs. Florida State+	1-12-2015		6	Bobby Moore	Washington	10-25-1969
164	7	Lew Barnes	Washington State	10-27-1984		5	Dick Wilkins	Washington State	10-23-1948
163	9	Jaison Williams	@Washington State	10-21-2006	114	6	DeAnthony Thomas	California	10-6-2011
162	7	Samie Parker	Nevada	9-6-2003		12	Jeff Maehl	@Arizona	11-21-2009
	9	Samie Parker	Colorado\$	1-1-2002	113	6	Jordan Kent	@California	10-7-2006
161	9	Samie Parker	Fresno State	9-7-2002		7	Tony Hartley	Minnesota#	12-31-1999
160	6	Samie Parker	@Arizona	10-6-2001		9	Damon Griffin	@UCLA	10-17-1998
158	5	Bralon Addison	@Colorado	10-5-2013		6	William Vincent	@Washington State	10-29-1977
	8	Lavasier Tuinei	Wisconsin+	1-2-2012	112	8	Jaison Williams	Portland State	10-28-2006
157	8	Bralon Addison	@Washington	10-12-2013		5	Bobby Moore	@Air Force	11-6-1971
155	9	Cristin McLemore	@Washington	11-4-1995		NA	John McKay	@Michigan	10-2-1948
153	11	Bob Newland	Air Force	11-7-1970	111	6	Tony Hartley	@Arizona	10-31-1998
	9	Demetrius Williams	Arizona	10-16-2004		6	Greg Moser	UCLA	10-31-1981
152	9	Keenan Howry	Stanford	10-20-2001		5	Dick Wilkins	@Washington	11-6-1948
	8	Tim Day	@Washington State	10-9-2004	110	3	Devon Allen	Michigan State	9-6-2014
151	11	Greg Bauer	Stanford	11-13-1976		5	Demetrius Williams	@Washington	11-1-2003
150	7	Jibri Hodge	Nevada	9-7-1996		7	Jeff Thomason	San Diego State	9-8-1990
148	11	Ed Dickson	California	9-26-2009		3	Wayne Johnson	@California	10-12-1974
	7	Donald Haynes	Colorado~	12-25-1998		5	Bob Palm	Arizona	9-16-1972
147	7	Keenan Howry	USC	10-26-2002	109	5	Josh Huff	@California	10-10-2012
	5	Cristin McLemore	Illinois	9-9-1995		4	Dameron Ricketts	Colorado State	9-14-1996
146	8	Damon Griffin	Colorado~	12-25-1998		4	Bobby DeBisschop	@Arizona	11-16-1985
145	8	Jeff Maehl	@USC	10-30-2010		4	Greg Specht	@Army	11-14-1970
	8	Tony Hargain	@Washington	10-14-1989		5	Jerry Barnett	@Washington	10-29-1960
143	8	Bob Palm	Washington	10-27-1973	108	4	Jaison Williams	Washington State	10-13-2007
	6	Bob Newland	Washington State	10-3-1970		3	Demetrius Williams	@Arizona State	10-8-2005
	7	Bob Newland	California	9-12-1970		9	Cristin McLemore	Arizona State	10-28-1995
142	8	Devon Allen	@Washington State	9-20-2014		5	Leland Glass	@Texas	10-2-1971
	4	Keenan Howry	@Oregon State	11-23-2002	107	6	Josh Huff	@Washington	10-12-2013
	9	Marshaun Tucker	@Washington State	11-4-2000		8	Jeff Maehl	UCLA	10-21-2010
141	4	Steve Bunker	@Utah	9-25-1965		9	Jason Willis	Utah	9-8-2001
139	5	Demetrius Williams	@Arizona	9-13-2003	106	5	Jaison Williams	Arizona State	11-3-2007
	7	Rod Green	Arizona State	10-11-1986		6	Jaison Williams	@Fresno State	9-9-2006
138	8	Byron Marshall	South Dakota	8-30-2014		4	Tony Hartley	Michigan State	9-5-1998
	6	Jeff Maehl	Oregon State	12-3-2009		3	Willy Tate	@Illinois	9-25-1993
	11	Marshaun Tucker	@Arizona State	10-28-2000		5	Rod Green	@Oregon State	11-22-1986
137	10	Jaison Williams	@Arizona State	9-30-2006	105	8	David Paulson	Oregon State	11-26-2011
	6	Terry Obee	@Arizona	11-12-1988		4	Brian Paysinger	UCLA	10-14-2006
136	8	Cameron Colvin	@Stanford	9-22-2007		7	Leland Glass	@UCLA	10-10-1970
	7	Joe Reitzug	@BYU	11-4-1989		3	Greg Lindsey	Washington State	11-9-1968
135	6	Demetrius Williams	@Mississippi State	8-30-2003		7	Ray Palm	@Indiana	11-14-1964
	6	Tony Hartley	@Arizona	10-23-1999	104	7	Charles Nelson	vs. Arizona##	12-5-2014
	11	Josh Wilcox	Penn State+	1-2-1995		5	Keanon Lowe	@Washington State	9-20-2014
133	4	Byron Marshall	vs. California	10-24-2014		5	Josh Huff	Texas^^	12-30-2013
	9	Jeff Maehl	Auburn**	1-10-2011		4	George Wrightster	Arizona State	10-19-2002
	9	Demetrius Williams	@Houston	9-1-2005		5	Maurice Morris	Texas%	12-29-2000
	10	Damon Griffin	@Oregon State	11-21-1998		4	Blake Spence	@Washington State	9-21-1996
	4	Terry Obee	Washington	10-3-1987		8	Derrick Deadwiler	Hawaii	9-5-1992
131	6	Byron Marshall	@Oregon State	11-29-2014		6	Ken Page	Oregon State	11-19-1977
	7	Bobby Moore	@UCLA	10-10-1970		5	Bobby Moore	@Utah	9-20-1969
	7	Roger Smith	Colorado	9-23-1967		7	Ray Palm	Oregon State	11-20-1965
130	6	Russ Francis	@Air Force	9-22-1973	103	6	Dwayne Stanford	vs. California	10-24-2014
129	9	Bobby Moore	Army	11-8-1969		5	Josh Huff	@Colorado	10-5-2013
	5	Demetrius Williams	Indiana	9-11-2004		7	Ed Dickson	Washington State	10-3-2009
128	8	Samie Parker	@Mississippi State	8-30-2003		7	Ed Dickson	Boise State	9-20-2008
	7	Pat Johnson	@Stanford	11-12-1994		5	Kory Murphy	Montana	9-11-1993
	4	Lew Barnes	@Arizona	10-6-1984	102	4	Jaison Williams	@Washington State	9-27-2008
127	9	Blake Spence	Fresno State	9-20-1997		4	Jordan Kent	Oregon State	11-24-2006
	9	Greg Specht	@UCLA	9-29-1972		5	Pat Johnson	Washington State	10-4-1997
	5	Steve Bunker	Oregon State	11-20-1965		6	Willy Tate	USC	10-9-1993
126	7	Darren Carrington	vs. Arizona##	12-5-2014		8	Steve Bunker	Washington State	11-7-1964
	8	Keenan Howry	Arizona State	11-3-2001		6	Cleveland Jones	Idaho	9-17-1960
	8	Keenan Howry	@USC	10-14-2000	101	8	DeAnthony Thomas	@California	10-10-2012
	8	Leland Glass	San Jose State	10-23-1971		5	Keenan Howry	Idaho	9-16-2000
	12	Demetrius Williams	@Washington State	10-9-2004		3	Donald Haynes	Washington	11-7-1998
125	6	Josh Huff	Tennessee	9-14-2013		3	Pat Johnson	@Fresno State	8-31-1996
	6	Josh Huff	@USC	11-3-2012	100	9	Terrence Whitehead	@Arizona State	10-8-2005
	8	Terence Scott	Oklahoma State%	12-30-2008		8	Tony Hartley	Oregon State	11-18-1999
	4	Keenan Howry	@Arizona State	10-28-2000		5	Tony Hargain	Tulsa&	12-16-1989
	5	Anthony Jones	@UCLA	11-16-1991	&Independence Bowl (Shreveport, LA); &&Freedom Bowl (Anaheim, CA); +Rose Bowl Game (Pasadena, CA); *Cotton Bowl (Dallas, TX); ^Las Vegas Bowl (Las Vegas, NV); ~Aloha Bowl (Honolulu, HI); #Sun Bowl (El Paso, TX); %Holiday Bowl (San Diego, CA); \$Fiesta Bowl (Tempe, AZ); ;%%Seattle Bowl (Seattle, WA); **BCS Championships (Glendale, AZ); ##Pac-12 Championship (Eugene 2011, Santa Clara 2014); \$\$Fiesta Bowl (Glendale, AZ); ^^Alamo Bowl (San Antonio, TX); ++CFP Championship (Arlington, TX)				
124	4	Lew Barnes	Houston	9-24-1983					
	9	Willy Tate	@Arizona State	10-16-1993					
123	5	Demetrius Williams	@Arizona	10-22-2005					
	8	Greg Bauer	@Stanford	11-15-1975					

2014 (11)		
Byron Marshall	vs. Ohio State++	8-169
Darren Carrington	vs. Florida State+	7-165
Devon Allen	@Washington State	8-142
Byron Marshall	South Dakota	8-138
Byron Marshall	vs. California	4-133
Byron Marshall	@Oregon State	6-131
Darren Carrington	vs. Arizona##	7-126
Devon Allen	Michigan State	3-110
Keanon Lowe	at Washington State	5-104
Charles Nelson	vs. Arizona##	7-104
Dwayne Stanford	vs. California	6-103
2013 (9)		
Josh Huff	Oregon State	9-186
Bralon Addison	@Colorado	5-158
Bralon Addison	@Washington	8-157
Josh Huff	Tennessee	6-125
Johnny Mundt	Tennessee	5-121
Josh Huff	Nicholls	5-118
Josh Huff	@Washington	6-107
Josh Huff	Texas^^	5-104
Josh Huff	@Colorado	5-103
2012 (3)		
Josh Huff	@USC	6-125
Josh Huff	@California	5-109
DeAnthony Thomas	@California	8-101
2011 (3)		
Lavasier Tuinei	Wisconsin+	8-158
DeAnthony Thomas	California	6-114
David Paulson	Oregon State	8-105
2010 (4)		
Jeff Maehl	@USC	8-145
Jeff Maehl	Auburn**	9-133
Jeff Maehl	@Washington State	10-119
Jeff Maehl	UCLA	8-107
2009 (4)		
Ed Dickson	California	11-148
Jeff Maehl	Oregon State	6-138
Jeff Maehl	@Arizona	12-114
Ed Dickson	Washington State	7-103
2008 (4)		
Terence Scott	Oklahoma State%	8-125
Terence Scott	Washington	6-117
Ed Dickson	Boise State	7-103
Jaison Williams	@Washington State	4-102
2007 (5)		
Cameron Colvin	@Stanford	8-136
Jaison Williams	@Arizona	8-120
Jaison Williams	@Stanford	7-113
Jaison Williams	Washington State	4-108
Jaison Williams	Arizona State	5-106
2006 (8)		
Jaison Williams	Oklahoma	9-177
Jaison Williams	@Washington State	9-163
Jaison Williams	@Arizona State	10-137
Jordan Kent	@California	6-113
Jaison Williams	Portland State	8-112
Jaison Williams	@Fresno State	6-106
Brian Paysinger	UCLA	4-105
Jordan Kent	@Oregon State	4-102
2005 (5)		
Demetrius Williams	@Stanford	6-168
Demetrius Williams	@Houston	9-133
Demetrius Williams	@Arizona	5-123
Demetrius Williams	@Arizona State	3-108
Terrence Whitehead	@Arizona State	9-100
2004 (4)		
Demetrius Williams	Arizona	9-153
Tim Day	@Washington State	8-152
Demetrius Williams	Indiana	5-129
Demetrius Williams	@Washington State	12-126
2003 (8)		
Samie Parker	Minnesota#	16-200
Demetrius Williams	Washington State	9-178
Samie Parker	Nevada	7-162
Demetrius Williams	@Arizona	5-139
Demetrius Williams	@Mississippi State	6-135
Samie Parker	@Mississippi State	8-128
Samie Parker	Stanford	8-118
Demetrius Williams	@Washington	5-110
2002 (4)		
Samie Parker	Fresno State	9-161
Keenan Howry	USC	7-147

100-YARD RECEIVING GAMES BY YEAR

Keenan Howry	@Oregon State	4-142
George Wrihster	Arizona State	4-104
2001 (5)		
Samie Parker	Colorado\$	9-162
Samie Parker	@Arizona	6-160
Keenan Howry	Stanford	9-152
Keenan Howry	Arizona State	9-126
Jason Willis	Utah	9-107
2000 (8)		
Marshaun Tucker	@Wisconsin	6-196
Marshaun Tucker	@Washington State	9-142
Marshaun Tucker	@Arizona State	11-138
Keenan Howry	@USC	8-126
Keenan Howry	@Arizona State	4-125
Marshaun Tucker	California	6-118
Maurice Morris	Texas%	5-104
Keenan Howry	Idaho	5-101
1999 (5)		
Tony Hartley	@Arizona	6-135
Keenan Howry	@UCLA	6-123
Tony Hartley	USC	7-116
Tony Hartley	Minnesota#	7-113
Tony Hartley	Oregon State	8-100
1998 (11)		
Tony Hartley	Washington	9-242
Damon Griffin	@Washington State	4-167
Donald Haynes	Colorado~	7-148
Damon Griffin	Colorado~	8-146
Damon Griffin	@Oregon State	10-133
Damon Griffin	Stanford	5-118
Tony Hartley	USC	6-118
Damon Griffin	@UCLA	9-113
Tony Hartley	@Arizona	6-111
Tony Hartley	Michigan State	4-106
Donald Haynes	Washington	3-101
1997 (7)		
Blake Spence	Utah	6-214
Pat Johnson	Oregon State	6-199
Pat Johnson	@Stanford	8-179
Pat Johnson	Air Force^	5-169
Blake Spence	Fresno State	9-127
Pat Johnson	@Nevada	8-118
Pat Johnson	Washington State	5-102
1996 (6)		
Josh Wilcox	Colorado State	10-180
Damon Griffin	@Arizona State	8-177
Jibri Hodge	Nevada	7-150
Dameron Ricketts	Colorado State	4-109
Blake Spence	@Washington State	4-104
Pat Johnson	@Fresno State	3-101
1995 (4)		
Cristin McLemore	Stanford	11-176
Cristin McLemore	@Washington	9-155
Cristin McLemore	Illinois	5-147
Cristin McLemore	Arizona State	9-108
1994 (3)		
Josh Wilcox	Penn State+	11-135
Pat Johnson	@Stanford	7-128
Cristin McLemore	Arizona State	7-121
1993 (6)		
Derrick Deadwiler	@California	11-243
Cristin McLemore	Stanford	11-230
Willy Tate	@Arizona State	9-124
Willy Tate	@Illinois	3-106
Kory Murphy	Montana	5-103
Willy Tate	USC	6-102
1992 (1)		
Derrick Deadwiler	Hawaii	8-104
1991 (1)		
Anthony Jones	@UCLA	5-125
1990 (1)		
Jeff Thomason	San Diego State	7-110
1989 (4)		
Tony Hargain	@Washington	8-145
Joe Reitzug	@Brigham Young	7-136
Joe Reitzug	Tulsa&	6-121
Tony Hargain	Tulsa&	5-100
1988 (2)		
Terry Obee	@Arizona	6-137
Terry Obee	@San Diego State	3-119
1987 (1)		
Terry Obee	Washington	4-133
1986 (2)		
Rod Green	Arizona State	7-139
Rod Green	@Oregon State	5-106
1985 (1)		
Bobby DeBisschop	@Arizona	4-109
1984 (2)		
Lew Barnes	Washington State	7-164
Lew Barnes	@Arizona	4-128
1983 (1)		
Lew Barnes	Houston	4-124
1981 (1)		
Greg Moser	UCLA	6-111
1977 (2)		
William Vincent	@Washington State	6-113
Ken Page	Oregon State	6-104
1976 (1)		
Greg Bauer	Stanford	11-151
1975 (1)		
Greg Bauer	@Stanford	8-123
1974 (2)		
Bob Palm	Washington State	4-121
Wayne Johnson	@California	3-110
1973 (2)		
Bob Palm	Washington	8-143
Russ Francis	@Air Force	6-130
1972 (2)		
Greg Specht	@UCLA	9-127
Bob Palm	Arizona	5-110
1971 (3)		
Leland Glass	San Jose State	8-126
Bobby Moore	@Air Force	5-112
Leland Glass	@Texas	5-108
1970 (7)		
Bob Newland	@Illinois	10-225
Bob Newland	Air Force	11-153
Bob Newland	California	7-143
Bob Newland	Washington State	6-143
Bobby Moore	@UCLA	7-131
Greg Specht	@Army	4-109
Leland Glass	@UCLA	7-105
1969 (4)		
Bobby Moore	Army	9-129
Andy Maurer	Army	8-119
Bobby Moore	Washington	6-116
Bobby Moore	@Utah	5-104
1968 (1)		
Greg Lindsey	Washington State	3-105
1967 (1)		
Roger Smith	Colorado	7-131
1965 (4)		
Steve Bunker	@Utah	4-141
Steve Bunker	Oregon State	5-127
Steve Bunker	Brigham Young	7-120
Ray Palm	Oregon State	7-104
1964 (2)		
Ray Palm	@Indiana	7-105
Steve Bunker	Washington State	8-102
1960 (2)		
Jerry Barnett	@Washington	5-109
Cleveland Jones	Idaho	6-102
1949 (1)		
Darrell Robinson	Colorado	NA-121
1948 (3)		
Dick Wilkins	Washington State	5-116
John McKay	@Michigan	NA-112
Dick Wilkins	@Washington	5-111

&Independence Bowl (Shreveport, LA); +Rose Bowl Game (Pasadena, CA); *Cotton Bowl (Dallas, TX); ^Las Vegas Bowl (Las Vegas, NV); ~Aloha Bowl (Honolulu, HI); #Sun Bowl (El Paso, TX); %Holiday Bowl (San Diego, CA); \$Fiesta Bowl (Tempe, AZ); **BCS Championships (Glendale, AZ); ##Pac-12 Championship (Eugene 2011, Santa Clara 2014); \$\$Fiesta Bowl (Glendale, AZ); ^^Alamo Bowl (San Antonio, TX), ++CFP Championship (Arlington, TX)

MULTIPLE 100-YARD RECEIVING GAMES

DEMETRIUS WILLIAMS 11			
Yds	Rec	Opponent	Yr
175	9	Washington St.	2003
168	6	@Stanford	2005
153	9	Arizona	2004
139	5	@Arizona	2003
135	6	@Mississippi St.	2003
133	9	@Houston	2005
129	5	Indiana	2004
126	12	@ Washington St.	2004
123	5	@Arizona	2005
110	5	@Washington	2003
108	3	@Arizona State	2005

JAISON WILLIAMS 10			
Yds	Rec	Opponent	Yr
177	9	Oklahoma	2006
163	9	@Washington St.	2006
137	10	@Arizona State	2006
120	8	@Arizona	2007
113	7	@Stanford	2007
112	8	Portland State	2006
108	4	Washington St.	2007
106	5	Arizona State	2007
106	6	Fresno State	2006
102	4	@Washington St.	2008

JOSH HUFF 8			
Yds	Rec	Opponent	Yr
186	9	Oregon State	2013
125	6	Tennessee	2013
125	6	@USC	2012
118	5	Nicholls	2013
109	5	@California	2012
107	6	@Washington	2013
104	5	Texas	2013
103	5	@Colorado	2013

KEENAN HOWRY 8			
Yds	Rec	Opponent	Yr
152	9	Stanford	2001
147	7	USC	2002
142	4	@Oregon State	2002
126	9	Arizona State	2001
126	8	@USC	2000
125	4	@Arizona State	2000
123	6	@UCLA	1999
101	5	Idaho	2000

TONY HARTLEY 8			
Yds	Rec	Opponent	Yr
242	9	Washington	1998
135	6	@Arizona	1999
118	6	USC	1998
116	7	USC	1999
113	7	Minnesota#	1999
111	6	@Arizona	1998
106	4	Michigan State	1998
100	8	Oregon State	1999

SAMIE PARKER 7			
Yds	Rec	Opponent	Yr
200	16	Minnesota#	2003
162	7	Nevada	2003
162	9	Colorado\$	2001
161	9	Fresno State	2002
160	6	@Arizona	2001
128	8	@Mississippi St.	2003
118	8	Stanford	2003

PAT JOHNSON 7			
Yds	Rec	Opponent	Yr
199	6	Oregon State	1997
179	8	@Stanford	1997
169	5	Air Force**	1997
128	7	@Stanford	1994
118	8	@Nevada	1997
102	5	Washington St.	1997
101	3	@Fresno State	1996

JEFF MAEHL 6			
Yds	Rec	Opponent	Yr
145	8	@USC	2010
138	6	Oregon State	2009
133	9	Auburn**	2010
119	10	@Washington St.	2010
114	12	@Arizona	2009
107	8	UCLA	2010

DAMON GRIFFIN 6			
Yds	Rec	Opponent	Yr
177	8	@Arizona State	1996
167	4	@Washington St.	1998
146	8	Colorado~	1998
133	10	@Oregon State	1998
118	5	Stanford	1998
113	9	@UCLA	1998

CRISTIN MCLEMORE 6			
Yds	Rec	Opponent	Yr
230	11	Stanford	1993
176	11	Stanford	1995
155	9	@Washington	1995
147	5	Illinois	1995
121	7	Arizona State	1994
108	9	Arizona State	1995

BOBBY MOORE 5			
Yds	Rec	Opponent	Yr
131	7	@UCLA	1970
129	9	Army	1969
116	6	Washington	1969
112	5	@Air Force	1971
104	5	@Utah	1969

BYRON MARSHALL 4			
Yds	Rec	Opponent	Yr
169	8	vs. Ohio State++	2014
138	8	South Dakota	2014
133	4	vs. California	2014
131	6	@Oregon State	2014

MARSHAUN TUCKER 4			
Yds	Rec	Opponent	Yr
196	6	@Wisconsin	2000
142	9	@Washington St.	2000
138	11	@Arizona State	2000
118	6	California	2000

BOB NEWLAND 4			
Yds	Rec	Opponent	Yr
225	10	@Illinois	1970
153	11	Air Force	1970
143	7	California	1970
143	6	Washington St.	1970

STEVE BUNKER 4			
Yds	Rec	Opponent	Yr
141	4	@Utah	1965
127	5	Oregon State	1965
120	7	BYU	1965
102	8	Washington St.	1964

ED DICKSON 3			
Yds	Rec	Opponent	Yr
148	11	California	2009
103	7	Washington St.	2009
103	7	Boise State	2008

BLAKE SPENCE 3			
Yds	Rec	Opponent	Yr
214	6	Utah	1997
127	9	Fresno State	1997
104	4	@Washington St.	1996

WILLY TATE 3			
Yds	Rec	Opponent	Yr
124	9	@Arizona State	1993
106	3	@Illinois	1993
102	6	USC	1993

TERRY OBEE 3			
Yds	Rec	Opponent	Yr
137	6	@Arizona	1988
133	4	Washington	1987
119	3	@San Diego St.	1988

LEW BARNES 3			
Yds	Rec	Opponent	Yr
164	7	Washington St.	1984
128	4	@Arizona	1984
124	4	Houston	1983

BOB PALM 3			
Yds	Rec	Opponent	Yr
143	8	Washington	1973
121	4	Washington St.	1974
110	5	Arizona	1972

LELAND GLASS 3			
Yds	Rec	Opponent	Yr
126	8	San Jose State	1971
108	5	@Texas	1971
105	7	@UCLA	1970

DARREN CARRINGTON 2			
Yds	Rec	Opponent	Yr
165	7	vs. Florida State+	2014
126	7	vs. Arizona##	2014

DEVON ALLEN 2			
Yds	Rec	Opponent	Yr
142	8	@Washington St.	2014
110	3	Michigan State	2014

BRALON ADDISON 2			
Yds	Rec	Opponent	Yr
158	6	@Colorado	2013
157	8	@Washington	2013

DE'ANTHONY THOMAS 2			
Yds	Rec	Opponent	Yr
114	6	California	2011
101	8	@California	2012

JORDAN KENT 2			
Yds	Rec	Opponent	Yr
113	6	@California	2006
102	4	@Oregon State	2006

DONALD HAYNES 2			
Yds	Rec	Opponent	Yr
148	7	Colorado+	1998
101	3	Washington	1998

JOSH WILCOX 2			
Yds	Rec	Opponent	Yr
180	10	Colorado State	1996
135	11	Penn State\$	1994

DERRICK DEADWILER 2			
Yds	Rec	Opponent	Yr
234	11	@California	1993
104	8	Hawaii	1992

TONY HARGAIN 2			
Yds	Rec	Opponent	Yr
145	8	@Washington	1989
100	5	Tulsa&	1989

JOE REITZUG 2			
Yds	Rec	Opponent	Yr
136	7	@BYU	1989
121	6	Tulsa&	1989

ROD GREEN 2			
Yds	Rec	Opponent	Yr
139	7	Arizona State	1986
106	5	@Oregon State	1986

GREG BAUER 2			
Yds	Rec	Opponent	Yr
151	11	Stanford	1976
123	8	@Stanford	1975

GREG SPECHT 2			
Yds	Rec	Opponent	Yr
127	9	@UCLA	1972
109	4	@Army	1970

RAY PALM 2			
Yds	Rec	Opponent	Yr
105	7	@Indiana	1964
104	7	Oregon State	1965

DICK WILKINS 2			
Yds	Rec	Opponent	Yr
116	5	Washington St.	1948
111	5	@Washington	1948

&Independence Bowl (Shreveport, LA); +Rose Bowl Game (Pasadena, CA); *Cotton Bowl (Dallas, TX); ^Las Vegas Bowl (Las Vegas, NV); ~Aloha Bowl (Honolulu, HI); #Sun Bowl (El Paso, TX); %Holiday Bowl (San Diego, CA); \$Fiesta Bowl (Tempe, AZ); **BCS Championships (Glendale, AZ); ##Pac-12 Championship (Eugene 2011, Santa Clara 2014); \$\$Fiesta Bowl (Glendale, AZ); ^^Alamo Bowl (San Antonio, TX); ++CFP Championship (Arlington, TX)

SINGLE-GAME 100-YARD DUOS

Oregon St., Nov. 20, 1965

Steve Bunker, 127 yds, 5 rec
Ray Palm, 104 yds, 7 rec

Army, Nov. 8, 1969

Bobby Moore, 129 yds, 9 rec
Andy Maurer, 119 yds, 8 rec

@UCLA, Oct. 10, 1970

Bobby Moore, 131 yds, 7 rec
Leland Glass, 105 yds, 7 rec

Tulsa&, Dec. 16, 1989

Joe Reitzug, 121 yds, 6 rec
Tony Hargain, 100 yds, 5 rec

Colorado St., Sept. 14, 1996

Josh Wilcox, 180 yds, 10 rec
Dameron Ricketts, 109 yds, 4 rec

Washington, Nov. 7, 1998

Tony Hartley, 242 yds, 9 rec
Donald Haynes, 101 yds, 3 rec

Colorado+, Dec. 25, 1998

Donald Haynes, 148 yds, 7 rec
Damon Griffin, 146 yds, 8 rec

@Arizona St., Oct. 28, 2000

Marshaun Tucker, 138 yds, 11 rec
Keenan Howry, 125 yds, 4 rec

@Mississippi St., Aug. 30, 2003

Demetrius Williams, 135 yds, 6 rec
Samie Parker, 128 yds, 8 rec

@Washington St., Oct. 9, 2004

Tim Day, 152 yds, 8 rec
Demetrius Williams, 126 yds, 12 rec

@Arizona State, Oct. 8, 2005

Demetrius Williams, 108 yds, 3 rec
Terrence Whitehead, 100 yds, 9 rec

@Stanford, Sept. 22, 2007

Cameron Colvin, 136 yds, 8 rec
Jaison Williams, 113 yds, 7 rec

@California, Nov. 10, 2012

Josh Huff, 109 yds, 5 rec
De'Anthony Thomas, 101 yds, 8 rec

Tennessee, Sept. 14, 2013

Josh Huff, 125 yds, 6 rec
Johnny Mundt, 121 yds, 5 rec

@Colorado, Oct. 5, 2013

Bralon Addison, 158 yds, 5 rec
Josh Huff, 103 yds, 5 rec

@Washington, Oct. 12, 2013

Bralon Addison, 157 yds, 8 rec
Josh Huff, 107 yds, 6 rec

@Washington St., Sept. 20, 2014

Devon Allen, 142 yds, 8 rec
Keanon Lowe, 104 yds, 5 rec

vs. California, Oct. 24, 2014

Byron Marshall, 133 yds, 4 rec
Dwayne Stanford, 103 yds, 6 rec

vs. Arizona##, Dec. 5, 2014

Darren Carrington, 126 yds, 7 rec
Charles Nelson, 104 yds, 7 rec

250-YARD PASSING GAMES BY YARDAGE

Yds	C-A-TD	Player	Opponent	Date	Yds	C-A-TD	Player	Opponent	Date
489	26-44-2	Bill Musgrave	@Brigham Young	11-4-1989	292	26-50-2	Tony Graziani	Stanford	9-23-1995
468	29-56-3	Ryan Perry-Smith	@Arizona State	9-28-1996		19-35-4	Danny O'Neil	@Texas Tech	9-14-1991
456	23-33-4	Marcus Mariota	Tennessee	9-14-2013		16-25-3	Dennis Dixon	@Michigan	9-8-2007
	41-61-2	Danny O'Neil	Penn State+	1-2-1995	291	21-46-3	Ryan Perry-Smith	@Washington State	9-21-1996
	24-46-2	Akili Smith	Colorado~	12-25-1998	288	19-26-3	Marcus Mariota	Utah	11-16-2013
443	31-46-3	Bill Musgrave	San Diego State	9-8-1990		19-32-1	Darron Thomas	@USC	10-30-2010
442	19-32-3	Akili Smith	Washington	11-7-1998		21-32-3	Jason Fife	Arizona State	10-19-2002
437	36-55-3	Kellen Clemens	@Washington State	10-9-2004	287	16-31-1	Tony Graziani	@USC	10-1-1994
434	26-43-6	Joey Harrington	@Arizona State	10-28-2000		22-33-3	Bill Musgrave	USC	10-10-1987
430	35-55-4	Akili Smith	@Oregon State	11-21-1998		21-28-3	Dennis Dixon	Washington State	10-13-2007
425	36-48-4	Kellen Clemens	Washington	10-15-2005	286	23-37-3	Bill Musgrave	BYU	9-29-1990
397	21-30-4	Akili Smith	Arizona State	11-14-1998	285	17-34-3	Marcus Mariota	Oregon State	
396	28-43-4	Dan Fouts	Air Force	11-7-1970		21-46-0	Brett Salisbury	@UCLA	11-16-1991
395	27-46-2	Ryan Perry-Smith	Colorado State	9-14-1996	284	26-47-3	Jeremiah Masoli	@Arizona	11-21-2009
393	22-29-3	Kellen Clemens	@Stanford	10-1-2005	282	22-37-0	Tony Graziani	@Washington	11-4-1995
392	29-47-3	Bill Musgrave	Colorado State&&	12-29-1990		17-23-2	Bill Musgrave	Washington	10-3-1987
386	31-44-4	Danny O'Neil	Stanford	11-13-1993	280	15-22-3	Akili Smith	@Washington State	10-10-1998
382	28-42-4	Joey Harrington	@USC	10-14-2000	279	15-24-3	Joey Harrington	@Arizona	10-6-2001
377	27-34-6	Marcus Mariota	@California	11-10-2012	278	20-39-2	Kellen Clemens	@Arizona State	10-8-2005
376	33-48-2	Chris Miller	@USC	10-4-1986	277	22-47-2	Joey Harrington	Wisconsin	9-1-2001
374	28-37-4	Dennis Dixon	@Stanford	9-22-2007		22-46-1	Jack Henderson	Stanford	11-13-1976
371	24-32-1	A.J. Feeley	@Washington	10-2-1999	276	20-32-2	Marcus Mariota	Arizona	10-2-2014
369	20-36-3	Jason Maas	Utah	10-18-1997		19-41-1	Tony Graziani	Washington	10-26-1996
368	26-37-4	Chris Miller	@San Diego State	10-26-1985		18-36-0	Herb Singleton	@USC	10-20-1973
367	19-25-4	Marcus Mariota	@Oregon State	11-29-2014	275	24-40-2	Kellen Clemens	Montana	9-10-2005
366	24-31-3	Marcus Mariota	@Washington	10-12-2013		22-33-0	Kellen Clemens	@Stanford	10-23-2004
364	25-41-4	Danny O'Neil	@Arizona State	10-16-1993		23-39-3	A.J. Feeley	USC	9-25-1999
363	27-40-2	Darron Thomas	Auburn**	1-10-2011	274	11-17-3	Jeremiah Masoli	@Oregon State	11-29-2008
	32-42-2	Kellen Clemens	Minnesota#	12-31-2003		25-42-1	Brady Leaf	@Oregon State	11-24-2006
362	22-49-1	Joey Harrington	@Wisconsin	9-9-2000	273	19-30-2	Joey Harrington	Texas%	12-29-2000
357	18-29-4	Akili Smith	Stanford	9-26-1998	271	20-33-2	Dan Fouts	Arizona	9-16-1972
355	16-27-5	Marcus Mariota	@Colorado	10-5-2013		27-51-1	Dan Fouts	Stanford	9-26-1970
350	28-42-4	Joey Harrington	Colorado\$	1-1-2002	270	22-41-3	Joey Harrington	Stanford	10-20-2001
348	30-47-2	Kellen Clemens	@Houston	9-1-2005	269	21-37-0	Chris Miller	Arizona State	10-11-1986
347	29-42-2	Bill Musgrave	Washington State	10-7-1989		16-28-1	Danny O'Neil	@Illinois	9-25-1993
343	27-49-2	A.J. Feeley	@Michigan State	9-2-1999	268	17-23-3	Darron Thomas	Wisconsin+	1-2-2012
341	26-41-2	Dennis Dixon	Oklahoma	9-16-2006	267	14-20-3	Marcus Mariota	South Dakota	8-30-2014
340	27-55-1	Tony Graziani	Arizona State	10-28-1995		19-38-1	Bill Musgrave	Oregon State	11-18-1989
339	21-37-6	Danny O'Neil	@Stanford	11-12-1994	266	20-33-2	Chris Miller	Stanford	9-21-1985
338	26-36-2	Marcus Mariota	vs. Florida State+	1-1-2015		15-25-4	Akili Smith	Michigan State	9-5-1998
336	24-33-2	Marcus Mariota	Washington	10-18-2014	265	23-35-1	Darron Thomas	USC	11-19-2011
	21-30-1	Kellen Clemens	Arizona	10-16-2004		17-25-1	Jack Henderson	@Georgia	9-10-1977
	20-45-2	Jason Fife	USC	9-14-2002	264	21-38-1	Tom Blanchard	California	9-12-1970
334	21-37-3	Jeremiah Masoli	@Stanford	11-7-2009		16-27-5	Jason Maas	@Stanford	9-27-1997
333	24-37-2	Marcus Mariota	vs. Ohio State++	1-12-2015	263	20-35-2	Dennis Dixon	@California	10-7-2006
	24-46-0	Joey Harrington	@Oregon State	11-18-2000		20-27-3	Bill Musgrave	@Iowa	9-16-1989
332	28-38-4	Kellen Clemens	Fresno State	16-27-2005	262	16-27-2	Brady Leaf	Washington State	10-21-2006
329	21-25-5	Marcus Mariota	@Washington State	9-20-2014		28-42-0	Chris Miller	Colorado	9-13-1986
327	23-32-2	Marcus Mariota	Washington State	10-19-2013		22-32-0	Tom Blanchard	Army	11-8-1969
	19-27-2	Danny O'Neil	Washington State	10-30-1993	261	17-24-2	Joey Harrington	@Utah State	9-29-2001
326	18-30-5	Marcus Mariota	vs. California	10-24-2014	260	20-35-2	Marcus Mariota	Arizona	9-22-2012
323	24-32-3	Marcus Mariota	Colorado	11-22-2014		19-33-1	Darron Thomas	@Arizona State	9-25-2010
322	23-49-2	Tony Graziani	@Utah	9-2-1995	259	21-37-3	Chris Miller	@Washington State	8-31-1985
320	23-39-2	Bill Musgrave	Tulsa&	12-16-1989	258	19-30-2	Marcus Mariota	Stanford	11-1-2014
319	19-32-6	Joey Harrington	Arizona State	11-3-2001	258	18-32-1	Jeremiah Masoli	Oklahoma State%	12-30-2008
318	17-28-3	Marcus Mariota	Michigan State	9-6-2014		22-41-2	Bill Musgrave	@Arizona	9-22-1990
317	24-44-3	Kellen Clemens	Indiana	9-11-2004	257	21-27-2	Chris Miller	@Oregon State	11-22-1986
316	19-32-3	Tony Graziani	@Fresno State	8-31-1996	256	19-34-2	Ryan Perry-Smith	California	11-16-1996
	21-28-3	Danny O'Neil	Montana	9-11-1993	255	19-35-2	Tony Graziani	@UCLA	9-16-1995
314	21-34-2	Danny O'Neil	@Colorado State	9-4-1993		20-33-2	Jason Maas	@Nevada	9-13-1997
313	25-38-2	Marcus Mariota	vs. Arizona##	12-5-2014	254	20-36-3	Jason Fife	Stanford	11-2-2002
	20-47-2	A.J. Feeley	@UCLA	10-9-1999		16-32-1	Tony Graziani	@Stanford	10-12-1996
	17-33-3	Danny O'Neil	@California	10-2-1993	253	18-26-1	Marcus Mariota	Texas^^	12-31-2013
312	26-40-1	Danny O'Neil	Hawaii	9-5-1992		21-25-3	Jeremiah Masoli	California	9-26-2009
308	27-41-2	Marcus Mariota	@Arizona	11-23-2013		19-27-2	Dan Fouts	San Jose State	11-11-1972
	21-28-4	Marcus Mariota	Tennessee Tech	9-15-2012		16-23-1	Danny O'Neil	@Arizona	11-6-1993
	22-31-0	Darron Thomas	UCLA	10-21-2010		17-27-3	Harvey Winn	@USC	10-9-1971
305	27-40-4	Darron Thomas	Oregon State	11-26-2011	252	20-35-1	Joey Harrington	California	11-11-2000
306	31-44-1	Dennis Dixon	California	9-29-2007		12-21-2	Tom Travato	Utah	9-24-1965
304	20-23-4	Marcus Mariota	@USC	11-3-2012	250	20-34-2	Marcus Mariota	@Stanford	11-7-2013
303	19-34-1	Jason Fife	Fresno State	9-7-2002		17-21-4	Dan Fouts	Idaho	10-17-1970
302	22-44-0	Bill Musgrave	@Washington	10-13-1990		21-40-2	Bill Musgrave	@Washington	10-14-1989
298	21-26-2	Jeremiah Masoli	Arizona	11-15-2008					
	16-28-1	Chris Miller	@Arizona	11-16-1985					
297	20-35-2	Chris Miller	Washington State	11-15-1986					
	24-36-1	Danny O'Neil	USC	10-9-1993					
296	25-47-2	Dan Fouts	@UCLA	9-29-1972					
295	13-19-6	Darron Thomas	Nevada	9-10-2011					
	17-33-1	Akili Smith	UTEP	9-12-1998					

&Independence Bowl (Shreveport, LA); &&Freedom Bowl (Anaheim, CA); +Rose Bowl Game (Pasadena, CA); *Cotton Bowl (Dallas, TX); ^Las Vegas Bowl (Las Vegas, NV); ~Aloha Bowl (Honolulu, HI); #Sun Bowl (El Paso, TX); %Holiday Bowl (San Diego, CA); \$Fiesta Bowl (Tempe, AZ); ;%%Seattle Bowl (Seattle, WA); **BCS Championships (Glendale, AZ); ##Pac-12 Championship (Eugene 2011, Santa Clara 2014); \$\$Fiesta Bowl (Glendale, AZ); ^^Alamo Bowl (San Antonio, TX); ++CFP Championship (Arlington, TX)

OREGON'S 300-YARD PASSERS

MARCUS MARIOTA 17

Yds	C-A-TD	Opponent	Date
456	23-33-4	Tennessee	9-14-2013
377	27-34-6	@California	11-10-2012
367	19-25-4	@Oregon State	11-29-2014
366	24-31-3	@Washington	10-12-2013
355	16-27-5	@Colorado	10-5-2013
338	26-36-2	vs. Florida State+	1-1-2015
336	24-33-2	Washington	10-18-2014
333	24-37-2	Ohio State++	1-12-2015
332	24-32-3	Colorado	11-22-2014
329	21-25-5	@Washington State	9-20-2014
327	23-32-2	Washington State	10-19-2013
326	18-30-5	vs. California	10-24-2014
318	17-28-3	Michigan State	9-6-2014
313	25-38-2	vs. Arizona##	12-5-2014
308	27-41-2	@Arizona	11-23-2013
308	21-28-4	Tennessee Tech	9-15-2012
304	20-23-4	@USC	11-03-2012

DANNY O'NEIL 9

Yds	C-A-TD	Opponent	Date
456	41-61-2	Penn State+	1-02-1995
386	31-44-4	Stanford	11-13-1993
364	25-41-4	@Arizona State	10-16-1993
339	21-37-6	@Stanford	11-12-1994
327	19-27-2	Washington State	10-30-1993
316	21-28-3	Montana	9-11-1993
314	21-34-2	@Colorado State	9-04-1993
313	17-33-3	@California	10-02-1993
312	26-40-1	Hawaii	9-05-1992

KELLEN CLEMENS 8

Yds	C-A-TD	Opponent	Date
437	36-55-3	@Washington State	10-09-2004
425	36-48-4	Washington	10-15-2005
393	22-29-3	@Stanford	10-01-2005
363	32-42-2	Minnesota#	12-31-2003
348	30-47-2	@Houston	9-01-2005
336	21-30-1	Arizona	10-16-2004
332	28-38-4	Fresno State	9-17-2005
317	24-44-3	Indiana	9-11-2004

JOEY HARRINGTON 6

Yds	C-A-TD	Opponent	Date
434	26-43-6	@Arizona State	10-28-2000
382	28-42-4	@USC	10-14-2000
362	22-49-1	@Wisconsin	9-09-2000
350	28-42-4	Colorado\$	1-01-2002
333	24-46-0	@Oregon State	11-18-2000
319	19-32-6	Arizona State	11-03-2001

BILL MUSGRAVE 6

Yds	C-A-TD	Opponent	Date
489	26-44-2	@Brigham Young	11-04-1989
443	31-46-3	San Diego State	9-08-1990
392	29-47-3	Colorado State&&	12-29-1990
347	29-42-2	Washington State	10-07-1989
320	23-39-2	Tulsa&	12-16-1989
302	22-44-0	@Washington	10-13-1990

AKILI SMITH 5

Yds	C-A-TD	Opponent	Date
456	24-46-2	Colorado~	12-25-1998
442	19-32-3	Washington	11-07-1998
430	35-55-4	@Oregon State	11-21-1998
397	21-30-4	Arizona State	11-14-1998
357	18-29-4	Stanford	9-26-1998

DENNIS DIXON 3

Yds	C-A-TD	Opponent	Date
374	28-37-4	Stanford	9-22-2007
341	26-41-2	Oklahoma	9-16-2006
306	31-44-1	California	9-29-2007

A.J. FEELEY 3

Yds	C-A-TD	Opponent	Date
371	24-32-1	@Washington	10-02-1999
343	27-49-2	@Michigan State	9-02-1999
313	20-47-2	@UCLA	10-09-1999

TONY GRAZIANI 3

Yds	C-A-TD	Opponent	Date
340	27-55-1	Arizona State	10-28-1995
322	23-49-2	@Utah	9-02-1995
316	19-32-3	@Fresno State	8-31-1996

DARRON THOMAS 3

Yds	C-A-TD	Opponent	Date
363	27-40-2	Auburn**	1-10-2011
308	22-31-3	UCLA	10-21-2010
305	27-40-4	Oregon State	11-26-2011

JASON FIFE 2

Yds	C-A-TD	Opponent	Date
336	20-45-2	USC	9-14-2002
303	19-34-1	Fresno State	9-07-2002

RYAN PERRY-SMITH 2

Yds	C-A-TD	Opponent	Date
468	29-56-3	@Arizona State	9-28-1996
395	27-46-2	Colorado State	9-14-1996

CHRIS MILLER 2

Yds	C-A-TD	Opponent	Date
376	33-48-2	@USC	10-04-1986
368	26-37-4	@San Diego State	10-26-1985

JEREMIAH MASOLI 1

Yds	C-A-TD	Opponent	Date
334	21-37-3	@Stanford	11-07-2009

JASON MAAS 1

Yds	C-A-TD	Opponent	Date
369	20-36-3	Utah	10-18-1997

DAN FOUTS 1

Yds	C-A-TD	Opponent	Date
396	28-43-4	Air Force	11-07-1970

&Independence Bowl (Shreveport, LA); &&Freedom Bowl (Anaheim, CA); +Rose Bowl Game (Pasadena, CA); *Cotton Bowl (Dallas, TX); ^Las Vegas Bowl (Las Vegas, NV); ~Aloha Bowl (Honolulu, HI); #Sun Bowl (El Paso, TX); %Holiday Bowl (San Diego, CA); \$Fiesta Bowl (Tempe, AZ); ; %Seattle Bowl (Seattle, WA); **BCS Championships (Glendale, AZ); ##Pac-12 Championship (Eugene 2011, Santa Clara 2014); \$\$Fiesta Bowl (Glendale, AZ); ++CFP Championship (Arlington, TX)



Kellen Clemens (2003-05) is one of only three Oregon quarterbacks with multiple 400-yard passing games.

NATIONAL FOOTBALL FOUNDATION AND COLLEGE HALL OF FAME




J.W. Beckett
HB-T • 1913-1916



Hugo Bezdek
HC • 1906, 1913-17



John Kitzmiller
HB • 1928-30



Norm Van Brocklin
QB • 1947-48



Len Casanova
HC • 1951-66



Mel Renfro
HB • 1961-63



Bobby Moore
RB/WR • 1969-71



Mike Bellotti
HC • 1995-2008

PRO FOOTBALL HALL OF FAME



Norm Van Brocklin
L.A. Rams/Eagles • 1971



Tuffy Leemans
Giants • 1978



Dan Fouts
Chargers • 1993

**HOFer**

J.W. Beckett
Mike Bellotti
Hugo Bezdek
Len Casanova
John Kitzmiller
Bobby Moore
Mel Renfro
Norm Van Brocklin

Enshrined

1972
2014
1954
1977
1969
2007
1986
1966



Mel Renfro
Cowboys • 1996



Dave Wilcox
49ers • 2000



Gary Zimmerman
Vikings/Broncos • 2008

*Year listed on Pro Football
Hall of Fame players is year
of enshrinement.*

OREGON DUCKS IN THE NFL DRAFT

Year	Rd	Pick	Player	Pos	Team	Year	Rd	Pick	Player	Pos	Team		
2015	1	2	Marcus Mariota	QB	Tennessee Titans	1994	3	75	Romeo Bandison	DT	Cleveland Browns		
	1	15	Arik Armstead	DT	San Francisco 49ers		3	100	Ernest Jones	LB	Los Angeles Rams		
	2	53	Jake Fisher	OT	Cincinnati Bengals		1993	6	161	Eric Castle	DB	San Diego Chargers	
	3	71	Hroniss Grasu	C	Chicago Bears		1992	9	249	Muhammad Oliver	DB	Denver Broncos	
	7	241	Ifo Ekpre-Okolomu	CB	Cleveland Browns		12	327	Matt LaBounty	DE	San Francisco 49ers		
2014	3	86	Josh Huff	WR	Philadelphia Eagles	1991	4	106	Bill Musgrave	QB	Dallas Cowboys		
	4	124	De'Anthony Thomas	RB	Kansas City Chiefs		8	221	Tony Hargain	WR	San Francisco 49ers		
	5	141	Taylor Hart	DE	Philadelphia Eagles		1990	3	78	Latin Berry	DB	Los Angeles Rams	
	7	216	Drew Howell	LS	Houston Texans		4	105	Chris Oldham	DB	Detroit Lions		
	7	254	Terrance Mitchell	CB	Dallas Cowboys		8	217	Curt Dykes	T	Philadelphia Eagles		
2013	1	3	Dion Jordan	OLB	Miami Dolphins	1989	11	286	Daryl Reed	DB	Seattle Seahawks		
	1	20	Kyle Long	OG	Chicago Bears		2	50	Scott Kozak	LB	Houston Oilers		
	2	46	Kiko Alonso	LB	Buffalo Bills		3	58	Matt Brock	DE	Green Bay Packers		
	6	182	Kenjon Barner	RB	Carolina Panthers		6	148	Thom Kaumeyer	DB	Los Angeles Rams		
	6	192	John Boyett	S	Indianapolis Colts		Supplemental		Brett Young	DB	Buffalo Bills		
2012	2	61	LaMichael James	RB	San Francisco 49ers	1988	2	35	Anthony Newman	DB	Los Angeles Rams		
	5	155	Josh Kaddu	LB	Miami Dolphins		4	88	Rollin Putzier	DT	Green Bay Packers		
	6	178	Mark Asper	G	Buffalo Bills		8	216	J.J. Birden	WR	Cleveland Browns		
	7	240	David Paulson	TE	Pittsburgh Steelers		1987	1	13	Chris Miller	QB	Atlanta Falcons	
	2011	4	116	Casey Matthews	LB		Philadelphia Eagles	3	74	Cliff Hicks	DB	Los Angeles Rams	
2010	2	38	T.J. Ward	FS	Cleveland Browns	1986	5	138	Lew Barnes	WR	Chicago Bears		
	3	70	Ed Dickson	TE	Baltimore Ravens		9	240	Tony Cherry	RB	San Francisco 49ers		
	4	111	Walter Thurmond III	CB	Seattle Seahawks		11	298	Drew Smetana	T	San Diego Chargers		
	2009	2	34	Patrick Chung	SS		New England Patriots	1984	3	75	Steve Baack	NT	Detroit Lions
	2	42	Jairus Byrd	CB	Buffalo Bills		6		163	Dan Ralph	DT	Atlanta Falcons	
2	49	Max Unger	OT	Seattle Seahawks	Supplemental		Gary Zimmerman		T	New York Giants			
5	159	Fenuki Tupou	OT	Philadelphia Eagles	1983	2	50		Michael Walter	LB	Dallas Cowboys		
6	205	Ra'Shon Harris	DT	Pittsburgh Steelers		3	83		Steve Brown	DB	Houston Oilers		
2008	7	247	Nick Reed	DE		Seattle Seahawks	1982	4	95	Reggie Brown	RB	Atlanta Falcons	
	1	13	Jonathan Stewart	RB		Carolina Panthers		6	151	Vince Williams	RB	San Francisco 49ers	
	5	156	Dennis Dixon	QB		Pittsburgh Steelers		11	300	Stu Yatsko	G	Denver Broncos	
	7	241	Geoff Schwartz	T	Carolina Panthers	1981		6	156	Bryan Hinkle	LB	Pittsburgh Steelers	
	2007	5	155	Dante Rosario	TE			Carolina Panthers	12	325	Kevin McGill	T	Cleveland Browns
2006	6	187	Matt Toeaina	DT	Cincinnati Bengals		1980	4	97	Terry Dion	DE	Seattle Seahawks	
	6	210	Jordan Kent	WR	Seattle Seahawks			8	197	Don Coleman	WR	Denver Broncos	
	1	12	Haloti Ngata	DT	Baltimore Ravens			1979	10	266	Bruce Beekley	LB	Atlanta Falcons
	2	49	Kellen Clemens	QB	New York Jets	1978		7	175	Fred Quillan	C	San Francisco 49ers	
	4	111	Demetrius Williams	WR	Baltimore Ravens	9		225	Reggie Grant	DB	New York Jets		
2005	7	235	Justin Phinisee	CB	Tampa Bay Buccaneers	1976	1	18	Mario Clark	DB	Buffalo Bills		
	3	94	Adam Snyder	T	San Francisco 49ers		8	232	Ron Hunt	T	Cincinnati Bengals		
	7	223	Marcus Maxwell	WR	San Francisco 49ers		12	322	Ron Lee	DB	San Diego Chargers		
	2004	2	35	Igor Olshansky	DE		San Diego Chargers	17	476	Chuck Wills	DB	Washington Redskins	
	2	36	Junior Siavii	DT	Kansas City Chiefs		17	486	Stan Woodfill	K	Dallas Cowboys		
2003	4	105	Samie Parker	WR	Kansas City Chiefs	1975	1	16	Russ Francis	TE	New England Patriots		
	6	198	Keith Lewis	DB	San Francisco 49ers		11	262	George Martin	DE	New York Giants		
	4	104	George Wrihster	TE	Jacksonville Jaguars		1974	5	122	Tim Guy	T	Buffalo Bills	
	4	105	Onterio Smith	RB	Minnesota Vikings		16	400	Jack Conners	DB	San Francisco 49ers		
	7	221	Keenan Howry	WR	Minnesota Vikings		1973	2	52	Chuck Bradley	TE	Miami Dolphins	
2002	1	3	Joey Harrington	QB	Detroit Lions	1972	3	60	Timothy Stokes	T	Los Angeles Rams		
	2	54	Maurice Morris	RB	Seattle Seahawks		3	64	Dan Fouts	QB	San Diego Chargers		
	3	79	Rashad Bauman	CB	Washington Redskins		1	4	Ahmad Rashad	WR	St. Louis Cardinals		
	4	103	Justin Peelle	TE	San Diego Chargers		1	22	Tom Drougas	T	Baltimore Colts		
	6	188	Wesly Mallard	LB	New York Giants		4	102	Tom Graham	LB	Denver Broncos		
2001	7	246	Steve Smith	DB	Jacksonville Jaguars	1971	8	190	Leland Glass	WR	Green Bay Packers		
	5	155	A.J. Feeley	QB	Philadelphia Eagles		12	309	Mike Williams	DT	Kansas City Chiefs		
	2000	3	81	Reuben Droughns	RB		Detroit Lions	17	436	John McKean	C	Los Angeles Rams	
	4	128	Peter Sirmon	LB	Tennessee Titans		7	172	Bob Newland	WR	New Orleans Saints		
	1999	1	3	Akili Smith	QB		Cincinnati Bengals	10	249	Jack Stambaugh	G	Cincinnati Bengals	
1998	4	133	Josh Bidwell	P	Green Bay Packers	1970	12	304	Tom Blanchard	P	New York Giants		
	7	208	Jed Weaver	TE	Philadelphia Eagles		14	358	Lionel Coleman	DB	Los Angeles Rams		
	2	42	Pat Johnson	WR	Baltimore Ravens		3	64	Andy Maurer	G	Atlanta Falcons		
	5	146	Blake Spence	TE	New York Jets		4	90	Jim Evenson	RB	Pittsburgh Steelers		
	1997	3	82	Paul Wiggins	T		Pittsburgh Steelers	11	273	Alan Pitcaithley	RB	New York Giants	
1996	3	94	Kenny Wheaton	DB	Dallas Cowboys	1969	9	230	Claxton Welch	RB	Dallas Cowboys		
	7	204	Tony Graziani	QB	Atlanta Falcons		1	12	Jim Smith	DB	Washington Redskins		
	1	11	Alex Molden	DB	New Orleans Saints		1968	15	382	Steve Bunker	TE	Los Angeles Rams	
	4	103	Ricky Whittle	RB	New Orleans Saints		16	402	Bill Smith	C	Pittsburgh Steelers		
	7	215	Jeremy Asher	LB	Washington Redskins		1966	Supplemental	Dan Archer	G	Oakland Raiders		
1995	6	195	Dino Philyaw	RB	New England Patriots	1965	10		Dave Tobey	LB	Pittsburgh Steelers		
	7	209	Chad Cota	SAF	Carolina Panthers		Supplemental		Jerry Inman	DT	Denver Broncos		
	7	220	Herman O'Berry	DB	St. Louis Rams		1964	2		Mel Renfro	DB	Dallas Cowboys	

Year	Rd	Pick	Player	Pos	Team
		3	Dave Wilcox	LB	San Francisco 49ers
		11	Bob Berry	QB	Philadelphia Eagles
1963	2		Steve Barnett	T	Chicago Bears
		3	Ron Snidow	DE	Washington Redskins
1962	Supplemental		Jerry Tarr	WR	Denver Broncos
1961	11		Riley Mattson	T	Washington Redskins
1960	4		Willie West	DB	St. Louis Cardinals
		15	John Wilcox	DT	Philadelphia Eagles
	Supplemental		Jack Stone	T	Dallas Texans
1959	4		Bob Grottkau	OG	Detroit Lions
1956	7		Jack Morris	DB	Los Angeles Rams
		8	Dick James	HB	Washington Redskins
1955	1	1	George Shaw	QB	Baltimore Colts
		4	Jack Patera	LB	Baltimore Colts
1954	18		Emery Barnes	DE	Green Bay Packers
1953	24		Monte Brethauer	DB	Baltimore Colts
1951	18		Dick Daugherty	OG	Los Angeles Rams
1950	8		Woodley Lewis	DB	Los Angeles Rams
1949	4		Norm Van Brocklin	QB	Los Angeles Rams
1948	15		Dan Garza	OE	New York Giants
		25	Dick Wilkins	OE	New York Giants
1943	15		Floyd Rhea	G	Brooklyn Dodgers
1942	2		Curt Mecham	TB	Brooklyn Dodgers
1941	3		Jim Stuart	T	Washington Redskins
1940	5		Frank Emmons	FB	Philadelphia Eagles
1937	6		Del Bjork	T	Chicago Bears
1936	8		Ross Carter	G	Chicago Cardinals

Number of Rounds Historically

1995-present	7	1960-66	20	1939-42	22
1993-94	8	1950-59	30	1938	12
1977-92	12	1949	25	1937	10
1967-76	17	1943-48	32	1936	9

OREGON DUCKS IN THE SUPER BOWL

Player	Team	Year(s)
Dan Archer	Oakland Raiders	1968
Bob Berry	Minnesota Vikings	1974, '75, '77
LeGarrette Blount	New England Patriots	2015
Eric Castle	San Diego Chargers	1995
Patrick Chung	New England Patriots	2012, '15
Mario Clark	San Francisco 49ers	1985
Ed Dickson	Baltimore Ravens	2013
Dennis Dixon	Pittsburgh Steelers	2009
	Baltimore Ravens	2013
Reuben Droughns	New York Giants	2008
Russ Francis	San Francisco 49ers	1985
Dave Grayson	Oakland Raiders	1968
Tony Graziani	Atlanta Falcons	1999
Ronnie Harris	Atlanta Falcons	1999
Clifford Hicks	Buffalo Bills	1991, '92, '93
LaMichael James	San Francisco 49ers	2013
Pat Johnson	Baltimore Ravens	2001
Ernest Jones	Denver Broncos	1998
Derek Loville	San Francisco 49ers	1995
	Denver Broncos	1998, '99
George Martin	New York Giants	1987
Andy Maurer	Minnesota Vikings	1975
	Denver Broncos	1978
Maurice Morris	Seattle Seahawks	2006
Bill Musgrave	San Francisco 49ers	1995
Haloti Ngata	Baltimore Ravens	2013
Chris Oldham	Buffalo Bills	1992
	Pittsburgh Steelers	1996
Spencer Paysinger	New York Giants	2012
Rollin Putzier	San Francisco 49ers	1990
Fred Quillan	San Francisco 49ers	1982, '85
Ahmad Rashad	Minnesota Vikings	1977
Mel Renfro	Dallas Cowboys	1971, '72, '76, '78
Jeff Stover	San Francisco 49ers	1985, '89
Jeff Thomason	Green Bay Packers	1997, '98
	Philadelphia Eagles	2005
Walter Thurmond	Seattle Seahawks	2014
Will Tukuafu	San Francisco 49ers	2013
	Seattle Seahawks	2015
Max Unger	Seattle Seahawks	2014, '15
Mike Walter	San Francisco 49ers	1985, '89, '90
Jed Weaver	New England Patriots	2005
Claxton Welch	Dallas Cowboys	1971, '72
Gary Zimmerman	Denver Broncos	1998







UO SUPER BOWL FACTS**Appearances:** 60**Super Bowl Rings:** 32**Most Appearances:** 4 - Mel Renfro**Most Super Bowl Rings:** 3 - Derek Loville and Mike Walter

NFL Teams Represented: 15 - Atlanta Falcons, Baltimore Ravens, Buffalo Bills, Dallas Cowboys, Denver Broncos, Green Bay Packers, Minnesota Vikings, New England Patriots, New York Giants, Oakland Raiders, Philadelphia Eagles, Pittsburgh Steelers, San Diego Chargers, San Francisco 49ers, Seattle Seahawks

NFL Team Represented Most Often: San Francisco 49ers (14)

Most Ducks in One Super Bowl: 5 - 2013 Baltimore Ravens (3) and San Francisco 49ers (2); 1985 San Francisco 49ers (5)

ALL-AMERICA HONOREES

Shy Huntington
QB • 1916George Christensen
TE • 1931Raymond Morse
TE • 1934Jake Leight
HB • 1945Norm Van Brocklin
QB • 1948George Shaw
QB • 1954Steve Barnett
OT • 1961, 1962Mel Renfro
HB • 1962, 1963Bob Berry
QB • 1964Jim Smith
DB • 1967Bob Newland
WR • 1970Bobby Moore
RB • 1971Tom Drougas
OT • 1971Gary Zimmerman
OG • 1983Lew Barnes
WR • 1985Chris Oldham
CB • 1989Herman O'Berry
CB • 1994Chad Cota
SS • 1994Alex Molden
CB • 1995Haloti Ngata
DT • 2005Jonathan Stewart
RB • 2007Nick Reed
DE • 2008Cliff Harris
RET/AP • 2010LaMichael James
RB/AP • 2010, 2011Kenjon Barner
RB • 2012Ifo Ekpre-Olomu
CB • 2014Jake Fisher
OL • 2014Hroniss Grasu
OL • 2014Marcus Mariota
QB • 2014ALL-AMERICA
DUCKS
BY POSITION

Position	No.
Running back	8
Defensive back	6
Quarterback	5
Receiver/TE	4
Offensive line	4
Defensive Line	2
Returner/AP	2

UNANIMOUS ALL-AMERICA

Marcus Mariota	2014
LaMichael James	2010

CONSENSUS ALL-AMERICA

Ifo Ekpre-Olomu, CB	2014
Kenjon Barner, RB	2012
Cliff Harris, RET/AP	2010
LaMichael James, RB	2010
Haloti Ngata, DT	2005
Mel Renfro, HB	1962

Thirty University of Oregon football players own the distinction of earning first-team All-America honors during their illustrious collegiate careers. Included among that elite group but not pictured is Mike Mikulak (HB, 1933).


ACADEMIC ALL-AMERICA FIRST-TEAM HONOREES



Steve Barnett
T • 1962



Ed Thomas
G • 1962



Tim Casey
LB • 1965



Mike Preacher
P • 1986




Bill Musgrave
QB • 1990
Football All-American of
the Year



Ryan Schmid
OL • 2000, 2001



Joey Harrington
QB • 2001



Nick Reed
DE • 2007, 2008

ACADEMIC ALL-AMERICA SECOND/THIRD TEAM

- 1970 Dave Walker, DT, 3rd Team
1971 Tom Drougas, OT, 2nd Team
1985 Mike Preacher, P, 2nd Team
1994 Jeff Sherman, DB, 2nd Team
2011 Carson York, OL, 2nd Team

ACADEMIC ALL-CONFERENCE FIRST TEAM

- | | |
|-------------------------|--------------------------|
| 1981 Ed Hagerty, LB | 1994 Jeff Sherman, DB |
| Andy Vobora, LB | 1995 David Weber, OL |
| 1982 Brian Castle, OT | 1996 David Weber, OL |
| 1983 Paul Schwabe, PK | Eric Winn, RB |
| Dan Wilken, DB | 1997 Caleb Smith, DL |
| Ryan Zinke, OL | David Weber, OL |
| 1984 David Culp, DL | Eric Winn, RB |
| Bob Hudetz, LB | 1998 Terry Miller, DL |
| 1985 Tony Hill, FS | Caleb Smith, DL |
| Mike Preacher, P | 1999 Terry Miller, DL |
| Gary Gilbert, OL | Ryan Schmid, OL |
| 1986 Rob Marshall, DL | Caleb Smith, DL |
| Mike Preacher, P | Justin Wilcox, CB |
| 1987 Gary Gilbert, OL | 2000 Mike Belisle, OL |
| Todd Kunzman, OL | Joey Harrington, QB |
| Chris Leupold, DL | Dan Katz, PK |
| 1988 Chris Husko, OL | Ryan Schmid, OL |
| Thom Kaumeyer, S | Walker Templeton, DL |
| Bill Musgrave, QB | 2001 Ryan Schmid, OL |
| Terry Obee, WR | Dan Weaver, OL |
| Joe Taylor, DL | 2002 Dan Weaver, OL |
| 1989 Eric Castle, DB | 2003 Dan Weaver, OL |
| Chris Husko, OL | 2004 Jared Siegel, PK |
| Chris Leupold, DL | 2006 Jon Teague, OL |
| Bill Musgrave, QB | 2007 Nick Reed, DE |
| 1990 Bud Bowie, OL | 2008 Jeff Kendall, OL |
| Andy Conner, LB | Matt Larkin, TE |
| Bill Musgrave, QB | Jon Teague, OL |
| 1991 Bud Bowie, OL | Nick Reed, DE |
| Ronnie Harris, WR | 2009 David Paulson, TE |
| Joe Farwell, LB | Carson York, OL |
| Jeff Sherman, DB | 2010 LaMichael James, RB |
| 1992 Joe Farwell, LB | David Paulson, TE |
| Jeff Sherman, DB | Carson York, OL |
| Mark Slyman, DL | 2011 Mark Asper, OL |
| 1993 Bryon Rockwell, LB | David Paulson, TE |
| Jeff Sherman, DB | Carson York, OL |
| Mark Slyman, DL | 2012 Koa Ka'ai, TE |

NCAA TOP VIII AWARD

2007 Dennis Dixon, QB



Dennis Dixon (2004-07)

NCAA POST-GRADUATE SCHOLARSHIPS

- 1977 Willie Blasher Jr., LB (Alternate)
1990 Bill Musgrave, QB
2001 Ryan Schmid, OL
2008 Nick Reed, DL

NATIONAL FOOTBALL FOUNDATION
HALL OF FAME SCHOLAR-ATHLETE

1991 Bill Musgrave, QB




Bill Musgrave (1987-90)

PAST "POP" WARNER AWARD WINNER

Presented Annually to Most Valuable Football Player on West Coast

1954 George Shaw, QB**MORRIS TROPHY**

Outstanding Pac-10 Lineman

1980 Vince Goldsmith, DT**2005** Haloti Ngata, DT**1983** Gary Zimmerman, OG**2008** Nick Reed, DE**2004** Adam Snyder, OG

George Shaw (1951-54, right) receives 1954 Pop Warner Award from former winner Ernie Nevers (Oregon Archives)

ALL-PACIFIC COAST CONFERENCE FIRST TEAM

1916 Brick Mitchell, E	1942 Tom Roblin, HB
John Beckett, T	1945 Jake Leicht, HB
W.C. Snyder, G	1947 Jake Leicht, HB
Jake Risley, C	Norm Van Brocklin, QB
Shy Huntington, QB	Brad Ecklund, C
1917 Bill Steers, QB	1948 Brad Ecklund, C
1919 Ken Bartlett, G	Dan Garza, E
Bill Steers, QB	Norm Van Brocklin, QB
1920 Earl Leslie, T	1949 Chester Daniels, G
Bill Steers, G	Darrell Robinson, E
1922 Carl Vonder Ahe, T	1950 Earl Stelle, HB
Tiny Shields, G	1951 George Shaw, QB
1923 Hal Chapman, QB	1952 Emery Barnes, E
1924 Gene Shields, G	1953 Ron Pheister, C
1928 John Kitzmiller, HB	George Shaw, QB
George Stadelman, G	1954 Jack Patera, G
1929 Austin Colbert, T	George Shaw, QB
1930 John Kitzmiller, HB	1956 Phil McHugh, E
1932 Mike Mikulak, FB	1957 Harry Mondale, G
1933 Mike Mikulak, FB	Jim Shanley, HB
1934 Raymond Morse, E	1958 Bob Grottkau, G
1936 Del Bjork, T	Bob Peterson, C
1939 Jim Stuart, T	Willie West, HB
Jay Graybeal, HB	

ALL-COAST

Oregon's All-Coast Picks listed in lieu of no conference affiliation from 1958-63

1959 Bob Peterson, C	1962 Mel Renfro, HB
Willie West, HB	Steve Barnett, T
1960 Dave Grosz, QB	Ron Snidow, T
Dave Urell, G	Mickey Ording, G
Steve Barnett, T	1963 Mel Renfro, HB
1961 Steve Barnett, T	1968 George Dames, MG
Mickey Ording, G	
Mel Renfro, HB	

ALL-PAC-12/PAC-10/PAC-8 CONFERENCE FIRST TEAM

1964 Dave Tobey, C	2001 *Joey Harrington, QB
Mark Richards, G	Keenan Howry, WR/PR
1966 Jim Smith, DHB	Justin Peelle, TE
1967 Jim Smith, DHB	2002 Keenan Howry, PR
1968 George Dames, MG	Jared Siegel, PK
Omri Hildreth, DB	Onterio Smith, RB
1969 Bobby Moore, FL	2003 Keith Lewis, S/ST
1970 Bobby Moore, TB	Adam Snyder, OL
Bob Newland, SE	Kenny Washington, KR
Tom Graham, LB	2004 Adam Snyder, OL
Lionel Coleman, DHB	2005 #Haloti Ngata, DT
1971 Bobby Moore, TB	Justin Phinisee, CB
Tom Drougas, OT	2006 ^Jairus Byrd, DB
John McKean, OG	Enoka Lucas, OL
Bill Drake, DB	2007 *Dennis Dixon, QB
1972 Dan Fouts, QB	Patrick Chung, ROV
Greg Specht, SE	Nick Reed, DE
1973 Russ Francis, TE	Jonathan Stewart, RB
Steve Donnelly, S	Max Unger, C
Reggie Lewis, DT	2008 Jairus Byrd, CB
1974 Steve Donnelly, S	Patrick Chung, ROV
1975 Mario Clark, DB	Nick Reed, DE
Chuck Wills, DB	Max Unger, OL
1979 Vince Goldsmith, DT	2009 Ed Dickson, TE
1980 Vince Goldsmith, DT	^^LaMichael James, RB
1982 Mike Walter, DE	2010 Cliff Harris, PR
Steve Brown, DB	Jordan Holmes, C
1983 Gary Zimmerman, OG	Talmadge Jackson III, CB
Lew Barnes, KR	LaMichael James, RB
Dan Ralph, DT	Jeff Maehl, WR
Kevin Hicks, P	Casey Matthews, LB
1984 Lew Barnes, WR	David Paulson, TE
Doug Herman, TE	2011 LaMichael James, RB
Doug Judge, DB	Dion Jordan, DL
Tony Cherry, KR	Josh Kaddu, LB
1985 Lew Barnes, WR	Eddie Pleasant, DB
Tony Cherry, RB	\$DeAnthony Thomas, RS
Chris Miller, QB	2012 Kenjon Barner, RB
1986 Chris Miller, QB	Ifo Ekpre-Olomu, DB
Mike Preacher, P	Hroniss Grasu, OL
1987 Anthony Newman, DB	Dion Jordan, DE
Rollin Putzier, DL	\$\$Marcus Mariota, QB
1988 Matt Brock, DE	2013 Ifo Ekpre-Olomu, DB
Chris Oldham, CB	Hroniss Grasu, OL
1989 Chris Oldham, CB	Marcus Mariota, QB
1990 Bill Musgrave, QB	2014 Pharaoh Brown, TE
Peter Brantley, DE	Ifo Ekpre-Olomu, DB
1991 Eric Castle, FS	^^Royce Freeman, RB
Marcus Woods, NT	Jake Fisher, OL
1992 Tommy Thompson, PK	Hroniss Grasu, OL
1994 Chad Cota, SS	*Marcus Mariota, QB
Alex Molden, CB	
Herman O'Berry, RS	
Danny O'Neil, QB	
Ricky Whittle, AP	
1995 Jeremy Asher, LB	
Alex Molden, CB	
Ricky Whittle, RB	
1996 Kenny Wheaton, CB	
1997 Eric Winn, ST	
1998 Josh Bidwell, P	
*Akili Smith, QB	
Nathan Villegas, PK	
1999 Reuben Droughns, TB	
Michael Fletcher, DB	
Peter Sirmon, ILB	
2000 Rashad Bauman, DB	
Jermaine Hanspard, ST	

*Offensive Player of the Year
 #Defensive Player of the Year
 ^Co-Freshman of the Year (HM All-Conference)
 ^^Offensive Freshman of the Year
 (2nd Team All-Conference)
 \$Co-Offensive Freshman of the Year
 \$\$Offensive Freshman of the Year (1st Team All-Conference)

SENIOR POSTSEASON PARTICIPANTS

EAST-WEST SHRINE GAME

1925	Bob Mautz, E Gene Shields, G		Chuck Bradley, C Greg Specht, SE
1930	George Christensen, T Austin Colbert, G John Kitzmiller, FB	1973	Jack Conners, CB Tim Guy, OT
1933	Bill Morgan, T	1975	Mario Clark, DB
1934	Bree Cuppoletti, G Bernie Hughes, C Mike Mikulak, FB	1978	Kenny Bryant, DB
1935	Butch Morse, E	1980	Bryan Hinkle, LB Scott Setterlund, DT
1936	Ross Carter, G	1981	Reggie Brown, TB
1937	Del Bjork, T	1982	Mike Walter, DE
1939	Frank Emmons, B	1983	Dan Ralph, DT
1940	Bob Smith, HB Jim Stuart, T	1985	Lew Barnes, WR Tony Cherry, RB
1943	Tommy Roblin, QB	1988	Matt Brock, DE
1944	Dick Ashcom, T Bill Mayther, G Floyd Rhea, G	1989	Chris Oldham, CB
1946	Jake Leicht, HB	1990	Bill Musgrave, QB Peter Brantley, DE
1947	Duke Iverson, HB		Rory Dairy, SS
1949	Steve Dotur, T	1991	Jeff Thomason, TE Marcus Woods, NT
1950	Ray Lung, G	1992	Eric Castle, FS Jeff Cummins, DE
1955	Jack Patera, G Ron Pheister, C George Shaw, QB Lon Stiner, T	1993	Romeo Bandison, DE
1956	Phil McHugh, E	1994	Chad Cota, SS Herman O'Berry, CB
1958	Bob Grottkau, G Ron Stover, E	1995	Jeremy Asher, ILB Alex Molden, CB Ricky Whittle, TB
1960	Bob Peterson, C Dave Urell, G John Wilcox, T	1996	Josh Wilcox, TE
1961	Kent Peterson, E	1998	Josh Bidwell, P Akili Smith, QB
1962	Steve Barnett, T Ron Snidow, T	1999	Tony Hartley, WR
1964	Bob Berry, QB Lowell Dean, T Corky Sullivan, E	2000	Matt Smith, LB
1965	Dave Tobey, C Ray Palm, E Pat Matson, T	2001	Joey Harrington, QB Maurice Morris, TB
1967	Jim Smith, DHB Cam Molter, DE	2002	Keenan Howry, WR David Moretti, LB
1969	Andy Maurer, TE	2003	Keith Lewis, FS
1970	Bob Newland, SE Lionel Coleman, DHB	2006	Tim Day, TE Devan Long, DE
1971	Bobby Moore, TB Leland Glass, FL Tom Drougas, OT	2007	Enoka Lucas, C
1972	Dan Fouts, QB Tim Stokes, OT	2008	Geoff Schwartz, OT
		2009	Ra'Shon Harris, DT Nick Reed, DE Fenuki Tupou, OT

SENIOR BOWL

1958	Jim Shanley, HB	2001	Rashad Bauman, CB Steve Smith, CB
1972	Tom Drougas, OT	2004	Adam Snyder, OT
1973	Dan Fouts, QB Chuck Bradley, C Reggie Brown, TB	2005	Terrence Whitehead, RB Demetrius Williams, WR
1981	Dale Dorning, DE	2009	Patrick Chung, S Max Unger, C Jeremiah Johnson, RB
1986	Chris Miller, QB	2010	LeGarrette Blount, RB Ed Dickson, TE
1987	Rollin Putzier, DT	2011	Casey Matthews, LB
1988	Matt Brock, DE Scott Kozak, LB	2013	Kiko Alonso, LB Kenjon Barner, RB Kyle Long, OL
1989	Curt Dykes, OT	2014	Josh Huff, WR
1990	Peter Brantley, DE		
1996	Paul Wiggins, OT		
1997	Blake Spence, TE		
1998	Eric Edwards, CB		
1999	Peter Sirmon, LB Reuben Droughns, TB		

NFLPA COLLEGIATE BOWL

2007	Darius Sanders, DE	2011	Spencer Paysinger, LB
2008	Matthew Harper, FS	2012	Lavasier Tuinei, WR
2009	Jaison Williams, WR	2015	Erick Dargan, DB Troy Hill, DB
2010	Will Tukuafu, DE		

DISCONTINUED ALL-STAR GAMES

Hula Bowl

1949	Jim Berwick, G Dick Wilkins, E	1980	Vince Goldsmith, NG Steve Brown, DB
1955	Jack Patera, C	1983	Gary Zimmerman, OG
1960	Bob Peterson, C Willie West, HB	1984	Wendell Cason, CB
1961	Dave Grosz, QB	1985	Doug Judge, DB
1962	Kent Peterson, E	1986	#Chris Miller, QB
1963	Ron Snidow, T Steve Barnett, T Mickey Ording, G	1987	Anthony Newman, DB
1964	Larry Hill, HB Milt Kanehe, T Dick Imwalle, E *Dave Wilcox, G	1988	Thom Kaumeyer, DB Scott Kozak, LB Joe Meerten, TE
1965	Lowell Dean, T Bob Berry, QB	1989	Chris Oldham, CB Bill Musgrave, QB
1966	Dave Tobey, LB Ray Palm, E	1990	Marcus Woods, NT
1967	Ross Carter, G Jim Kollman, T	1991	Romeo Bandison, DE Steve Hardin, OT
1968	Jim Smith, DHB	1993	Silila Malepeai, NT Herman O'Berry, CB
1969	George Dames, MG Warner Wong, T	1994	Chad Cota, SS Cristin McLemore, WR Ricky Whittle, TB
1970	Dennis Gassner, DE	1995	Rich Ruhl, LB Tasi Malepeai, OG Josh Wilcox, TE
1971	Bob Newland, SE Jack Stambaugh, OG	1996	Nathan Villegas, PK Justin Peelle, TE
1972	Bobby Moore, TB Tom Graham, MLB	2004	Jerry Matson, LB Chris Solomona, DE Robby Valenzuela, DT
1973	Tim Stokes, OT	2007	Palauni Ma Sun, OG Blair Phillips, MLB Matt Toeaina, DE
1974	Tim Guy, OT		
1975	Steve Donnelly, DB		
1979	Terry Dion, DE Steve Greatwood, OG		

Blue-Gray Classic

1972	Tim Stokes, OT
1980	Jamey Matthews, OG
1983	Steve Baack, DE
1984	Dale Dorning, DE
1985	Lew Barnes, WR
1986	Chris Miller, QB
1987	Rollin Putzier, DL
1989	Latin Berry, TB Chris Husko, OG
1991	Marcus Woods, NT
1993	Ernest Jones, LB Tommy Thompson, P/PK
1996	Derrick Barnes, LB Tony Graziani, QB Josh Wilcox, TE
1997	Pat Johnson, WR

College All-Star Game

1934	Mike Mikulak, FB
1935	Roy Morse, E
1937	Del Bjork, T
1940	Floyd Rhea, G Rich Aschom, T
1944	William Mayther, C
1945	William Mayther, C
1949	Norm Van Brocklin, QB
1955	Jack Patera, G George Shaw, QB Bob Grottkau, G
1959	Dave Wilcox, E Mel Renfro, HB
1964	Bobby Moore, TB Tim Stokes, OT Chuck Bradley, C
1975	Russ Francis, TE
1976	Mario Clark, DB

Coaches All-America Game

1962	Kent Peterson, E
1963	Ron Snidow, T Steve Barnett, T Dave Wilcox, DE
1964	Bob Berry, QB
1965	Pat Matson, T
1966	Dave Tobey, C
1968	Jim Smith, DHB
1972	Dan Fouts, QB Tim Stokes, OT
1975	Russ Francis, TE

Las Vegas All-American Classic

2003	Jason Fife, QB
2004	Marcus Maxwell, WR Nick Steitz, OG
2007	Blair Phillips, OLB

UNIVERSITY OF OREGON TEAM AWARDS

Oregon Football Awards**Skeie's Award (fka Hoffman Award)**

Presented to the team's outstanding player in a vote of team members.

Gonyea Award

The Joe Gonyea family presents the Wil Gonyea Award to the members of the football team to honor the squad's most inspirational player.

Casanova Award

Originated by Oregon's former head football coach and athletics director, is given to a first-year player who best exemplifies the ideal of competitiveness, team inspiration and outstanding performance.

Clarke Trophy

Selected as the most improved by the coaching staff, the award was inaugurated in honor of Dudley Clarke, captain of Oregon's 1909 team.

Ed Moshofsky Award

Oregon's top offensive lineman is the recipient of the Ed Moshofsky Award, which is a culmination of a year-long series of weekly citations voted by the Oregon Club of Portland's membership.

Joe Schaffeld Trophy

Named after Oregon's 24-year veteran assistant coach and former player, is awarded to the team's top defensive lineman.

Gordon E. Wilson Award

Given to Oregon's top performer on special teams, it is named on behalf of a former Oregon football letterman (1923-24) and given by the Glass family of Eugene and Portland.

Bob Officer Award

Presented to a player who has made a major contribution toward the success of the football program despite physical adversity, and is named after the Ducks' former head trainer.

Senior Academic/Attitude Award

Is given to the senior with a high academic average who has shown an exemplary attitude. (also known as Sahlstrom Award)

Duane Cargill Award

Named in honor of the former Oregon letterman (1960-62), is awarded to the team's player who made a significant impact.

SKIE'S AWARD

- 1939 Bob Smith HB
- 1940 Dick Horne, E
- 1941 Curt Mecham, HB
- 1942 Floyd Rhea, G
- 1946 Duke Iverson, QB
- 1947 Jake Leicht, HB
- 1948 Brad Ecklund, C
- 1949 Woodley Lewis, HB
- 1950 Ray Lung, G
- 1951 Dick Patrick, C
- 1952 Monte Brethauer, E
- 1953 Ken Sweitzer, G
- 1954 George Shaw, QB
- 1955 Dick James, HB
- 1956 Phil McHugh, E
- 1957 Jim Shanley, HB
- 1958 Bob Peterson, C

- 1959 Willie West, HB
- Tom Keele, T
- 1960 Dave Grosz, QB
- 1961 Kent Petersen, E
- 1962 Ron Snidow, T
- 1963 Mel Renfro, HB
- 1964 Bob Berry, HB
- 1965 Dave Tobey, C
- 1966 Tim Temple, DHB
- 1967 Jim Smith, DHB
- 1968 George Dames, MG
- 1969 Bobby Moore, HB
- 1970 Bob Newland, SE
- 1971 Bobby Moore, TB
- Steve Rennie, LB
- 1972 Dan Fouts, QB
- 1973 Don Reynolds, TB
- 1974 Steve Donnelly, DB
- 1975 Chuck Wills, SS
- 1976 Darrell Mehl, LB
- 1977 Rob Plath, DT
- 1978 Bruce Beekley, LB
- 1979 Vince Goldsmith, DT
- 1980 Vince Goldsmith, DT
- Reggie Ogburn, QB
- 1981 Reggie Brown, TB
- 1982 Mike Walter, DE
- 1983 Lew Barnes, FL
- 1984 Doug Herman, TE
- 1985 Lew Barnes, FL
- 1986 Chris Miller, QB
- 1987 Anthony Newman, SS
- Rollin Putzier, NT
- 1988 Scott Kozak, LB
- 1989 Chris Oldham, CB
- 1990 Bill Musgrave, QB
- 1991 Eric Castle, FS
- 1992 Joe Farwell, LB
- 1993 Danny O'Neil, QB
- 1994 Chad Cota, SS
- 1995 Ricky Whittle, TB
- 1996 Kenny Wheaton, CB
- 1997 Saladin McCullough, TB
- 1998 Akili Smith, QB
- 1999 Michael Fletcher, Rov
- 2000 Joey Harrington, QB
- Matt Smith, LB
- 2001 Joey Harrington, QB
- 2002 Onterio Smith, TB
- 2003 Kevin Mitchell, LB
- 2004 Terrence Whitehead, TB
- 2005 Haloti Ngata, DT
- 2006 Blair Phillips, LB
- 2007 Dennis Dixon, QB
- 2008 Nick Reed, DE
- 2009 LaMichael James, RB
- Jeremiah Masoli, QB
- 2010 LaMichael James, RB
- Casey Matthews, LB
- Darron Thomas, QB
- 2011 David Paulson, TE
- De'Anthony Thomas, RB
- 2012 Michael Clay, LB
- Marcus Mariota, QB
- 2013 Taylor Hart, DL
- Marcus Mariota, QB
- 2014 Erick Dargan, DB
- Marcus Mariota, QB

GONYEA AWARD

- 1989 Latin Berry, FB
- 1990 Rory Dairy, SS
- 1991 Todd Gydesen, OT
- 1992 Jeff Cummins, DE
- 1993 Juan Shedrick, FB
- 1994 Silila Malepeai, NT
- 1995 Troy Bailey, DE
- 1996 Josh Wilcox, TE
- 1997 Kevin Parker, TB
- 1998 Reuben Droughns, TB
- Kevin Parker, TB
- 1999 Reuben Droughns, TB
- 2000 Jason Nikolao, DT
- Saul Patu, DE
- 2001 Ryan Schmid, OL
- 2002 Seth McEwen, DE
- 2003 Jason Fife, QB
- 2004 Jerry Matson, LB
- 2005 Kellen Clemens, QB
- 2006 Brent Haberly, LB
- J.D. Nelson, FS
- 2007 A.J. Tuitele, LB
- 2008 Jeremiah Johnson, RB
- 2009 Walter Thurmond III, CB
- Will Tukuafu, DE
- 2010 Nate Costa, QB
- 2011 Ramsen Golpashin, OL
- Eddie Pleasant, S
- 2012 Dion Jordan, DE
- 2013 Marcus Mariota, QB
- 2014 Keanon Lowe, WR

CASANOVA AWARD

- 1971 Keith Davis, DE
- 1972 Don Reynolds, TB
- 1972 Steve Donnelly, S
- 1973 Rick Kane, TB
- 1974 Darrell Mehl, LB
- 1975 Jack Henderson, QB
- 1976 Bill Hoffman, OG
- Bruce Beekley, LB
- 1977 Vince Goldsmith, NG
- 1978 Neil Elshire, DE
- 1979 Reggie Ogburn, QB
- 1980 Reggie Brown, FB
- 1981 Michael Gray, DT
- 1982 Doug Judge, SS
- 1983 Dave Maley, DT
- Kevin McCall, TB
- 1984 Tony Cherry, TB
- Rollin Putzier, DT
- 1985 Garrett Holmes, C
- 1986 Derek Loville, TB
- 1987 Bill Musgrave, QB
- 1988 Curt Dykes, OT
- 1989 Gregg McCallum, PK
- Joe Farwell, LB
- 1990 Sean Burwell, TB
- 1991 Chad Cota, SS
- 1992 Alex Molden, CB
- Mike DiFonzo, OG
- 1993 Josh Wilcox, TE
- LaMont Woods, CB
- 1994 Pat Johnson, FL
- Kenny Wheaton, CB
- 1995 Joshua Smith, PK
- 1996 Saladin McCullough, TB
- 1997 Marco Aguirre, OT

- 1998 Reuben Droughns, TB
- Nathan Villegas, PK
- 1999 Keenan Howry, WR
- 2000 Maurice Morris, TB
- 2001 Onterio Smith, TB
- 2002 Haloti Ngata, DT
- 2003 Dante Rosario, FB
- 2004 Jackie Bates, CB
- 2005 Patrick Chung, Rov
- 2006 Jairus Byrd, CB
- 2007 Will Tukuafu, DE
- 2008 Jeremiah Masoli, QB
- 2009 Michael Clay, LB
- 2010 Josh Huff, WR
- 2011 Hroniss Grasu, C
- 2012 DeForest Buckner, DL
- 2013 Johnny Mundt, TE
- 2014 Royce Freeman, RB

CLARKE TROPHY

- 1961 Mike Gaecher, DHB
- 1962 Larry Hill, HB
- 1963 Dave Wilcox, G
- 1964 Corky Sullivan, E
- 1965 Jerry Inman, T
- 1966 George Dames, G
- 1967 Claxton Welch, HB
- 1968 Keith Sherman, LB
- 1969 Brad Halverson, C
- 1970 Jim Anderson, FB
- Fred Manual, DHB
- 1971 Jim Figoni, C
- 1972 Mike Jodoin, LB
- 1973 Mike Bolliger, OG
- 1974 Tom Yaru, LB
- 1975 Reggie Grant, CB
- Chuck Thomas, OG
- 1976 Tom Cafferty, WR
- 1977 Roy Geiger, P-K
- 1978 Vince Williams, FB
- Terry Dion, DE
- 1979 Chris Cosgrove, LB
- Jamey Matthews, OG
- 1980 Greg Moser, WR
- Scott Setterlund, DT
- 1981 Steve Johnson, DT
- 1982 Cliff Gibson, LB
- 1983 Dan Ralph, DT
- Kevin Hicks, P
- 1984 Todd Welch, LB
- Chris Miller, QB
- 1985 Tony Cherry, TB
- 1986 Ed Hulbert, FS
- 1987 Tom Talbot, LB
- Tim Parker, TE
- 1988 David Cusano, NT
- 1989 Andre Williams, DE
- 1990 Jeff Thomason, TE
- Eric Castle, FS
- 1991 Romeo Bandison, DE
- 1992 Ernest Jones, LB
- Tom Curran, C
- 1993 Cristin McLemore, FL
- 1994 Dino Philyaw, TB
- 1995 Ronnie Gipson, CB
- 1996 Ryan Perry-Smith, QB
- 1997 Eric Edwards, CB
- 1998 Chris Vandiver, ILB
- Jed Weaver, TE

1999	Faiva Talaeai, DT
2000	Jeff Austin, C Jed Boice, DT
2001	Chris Tetterton, DT
2002	George Wrihster, TE
2003	Junior Siavii, DT
2004	Chris Solomona, DT
2005	Brent Haberly, LB
2006	Jordan Kent, WR
2007	Jerome Boyd, LB Matthew Harper, FS
2008	Terence Scott, WR
2009	Blake Ferras, DT
2010	Zac Clark, DT Terrell Turner, DE
2011	Dewitt Stuckey, LB
2012	Tyson Coleman, LB
2013	Derek Malone, LB
2014	Joe Walker, LB

ED MOSHOFSKY AWARD

1992	David Collinsworth, OT
1993	Eric Barnes, OG
1994	Steve Hardin, OT
1995	Paul Wiggins, OT
1996	Mark Gregg, C
1997	Seaton Daly, C/OG
1998	Stefan deVries, OG
1999	Deke Moen, C/OG
2000	Jim Adams, OT/OG
2001	Jim Adams, OT/OG
2002	Dan Weaver, C
2003	Dan Weaver, C
2004	Robin Knebel, OT Adam Snyder, OG
2005	Enoka Lucas, C
2006	Max Unger, OT
2007	Max Unger, C
2008	Max Unger, C
2009	Bo Thran, OT
2010	Bo Thran, OT
2011	Mark Asper, OL
2012	Hroniss Grasu, C
2013	Mana Greig, OG
2014	Hroniss Grasu, C

JOE SCHAFFELD AWARD

1998	Leie Sualua, DT
1999	Terry Miller, DE
2000	Saul Patu, DE
2001	Zack Freiter, DT
2002	Igor Olshansky, DT
2003	Igor Olshansky, DT
2004	Devan Long, DT
2005	Devan Long, DT
2006	Matt Toeaina, DE/DT
2007	Nick Reed, DE
2008	Nick Reed, DE
2009	Will Tukuafu, DE
2010	Brandon Bair, DT
2011	Terrell Turner, DL
2012	Taylor Hart, DL
2013	Taylor Hart, DL
2014	DeForest Buckner, DE

WILSON AWARD

1992	Tommy Thompson, P/PK
1993	Tommy Thompson, P/PK
1994	Matt Belden, P/PK Jaiya Figueras, SS
1995	Derrick Barnes, OLB
1996	Eric Winn, FB
1997	Eric Winn, FB
1998	Josh Bidwell, P
1999	Dietrich Moore, OLB
2000	Jermaine Hanspard, DB
2001	Wesly Mallard, LB
2002	Jared Siegel, PK
2003	Keith Lewis, FS Jared Siegel, PK
2004	Ryan Loftin, LS
2005	Justin Phinisee, PR
2006	Jon Pope, SS Dante Rosario, TE
2007	Patrick Chung, ROV
2008	Patrick Chung, ROV
2009	Marvin Johnson, ROV
2010	Bryson Littlejohn, LB
2011	Dion Jordan, DL
2012	Derrick Malone, LB
2013	Tony Washington, OLB
2014	Charles Nelson, WR

OFFICER AWARD

1970	Tom Blanchard, QB
1971	Mike Williams, DT
1972	Greg Brosterhous, DE
1973	Tim Guy, OT
1974	Ralph LaMar, LB
1975	Laird Riffle, OG
1976	Raul Martinez, OT
1977	Reggie Grant, CB
1978	Pete Laughlin, OT
1979	Steve Greatwood, OG
1980	Bryan Hinkle, LB
1981	Ross Gibbs, CB
1982	Chris Cosgrove, LB
1983	Gary Zimmerman, OG
1984	Steve Jenson, OT
1985	Greg Schwab, OT
1986	Dave Maley, DT
1987	J.J. Birden, FL
1988	Matt Brock, DE
1989	David Cusano, NT
1990	Scot Boatright, C

Joe Reitzug, SE
Jeff Thomason, TE
Vince Ferry, TE
Tom Curran, C
Herman O'Berry, CB
Jeremy Asher, ILB
Bryant Jackson, NT
Tasi Malepeai, OG
Jaiya Figueras, FS
Damon Griffin, SE
Justin Wilcox, CB
Lee Gundy, OT
Garrett Sabol, OLB
Seth McEwen, DT
Joey Forster, OG
Kevin Mitchell, LB
Ramone Reed, LB
Tim Day, TE
J.D. Nelson, FS
Geoff Schwartz, OT
A.J. Tuitele, LB
Jerome Boyd, LB
Bo Thran, OT
C.E. Kaiser, OG
Darrion Weems, OL
Kiko Alonso, LB
Rodney Hardrick, LB
Derrick Malone, LB

**SENIOR ACADEMIC/
ATTITUDE AWARD***


1977	Jack Henderson, QB
1978	Willie Blasher, LB Bill Hoffman, OT
1979	Terry Dion, DE Jeff Wood, FB
1980	Mike Nolan, FS
1981	Ed Hagerty, LB
1982	Kevin Lusk, QB
1983	Ryan Zinke, C
1984	Bob Hudetz, LB
1985	E.J. Duffy, LB
1986	Mike Preacher, P
1987	Tim Cooper, SS
1988	Gary Gilbert, C
1989	Todd Kunzman, OL Chris Leupold, DL
1990	Bill Musgrave, QB
1991	Andy Conner, LB
1992	Ronnie Harris, SE
1993	Bryon Rockwell, ILB
1994	Jeff Sherman, FS Mark Slymen, DE
1995	Paul Jensen, OLB
1996	Derrick Barnes, OLB
1997	David Weber, OT
1998	Stefan deVries, OG
1999	Terry Miller, DE
2000	Dan Katz, PK
2001	Ryan Schmid, OL
2002	Jose Arroyo, P
2003	Matt Floberg, FB
2004	Jared Siegel, PK
2005	Tim Day, TE
2006	Drew Larson, WR
2007	Eric Steimer, LS
2008	Matt Larkin, TE
2009	Titus Jackson, FS
2010	Jordan Holmes, C

2011	David Paulson, TE
2012	Carson York, OL
2013	Dustin Haines, QB
2014	Kenny Bassett

*also known as the Sahlstrom Award

DUANE CARGILL AWARD

2001	Maurice Morris, TB
2002	Onterrio Smith, TB
2003	Samie Parker, WR
2004	Kellen Clemens, QB
2005	Terrence Whitehead, RB Demetrius Williams, WR
2006	Jaison Williams, WR
2007	Jonathan Stewart, RB
2008	LeGarrette Blount, RB
2009	Jeff Maehl, WR
2010	Jeff Maehl, WR
2011	LaMichael James, RB
2012	Kenjon Barner, RB
2013	Byron Marshall, RB
2014	Pharaoh Brown, TE



Former Wide Receiver
Jeff Maehl (2007-10)

UNIVERSITY OF OREGON ATHLETICS AWARDS

Emerald Athletic Trophy

Sponsored jointly by the athletic department and the Oregon Daily Emerald, it is awarded to a senior student based on outstanding achievement in the fields of athletics, scholarship and citizenship.

Higdon Trophy

It is awarded to a sophomore athletically for excellence in athletics, scholarship and citizenship. The honor is named after a former football and track standout who was killed prior to his junior year at Oregon.

Leo Harris Award

The Alumni Athletic Award was originated by the late Leo Harris, former director of athletics, and his wife and is given to an alumni letterman on the basis of 20 years of achievement and service since graduation.

Becky L. Sisley Award

Named after the University's first director of women's intercollegiate athletics, it is awarded to a former women's athlete commemorating community involvement, career development and support of University ideals.

EMERALD TROPHY

1951	Jack Keller, MBB/baseball
1952	Jack Hutchins, track
1953	Jim Livesay, baseball
1954	Ron Lowell, tennis
1955	Pete Williams, baseball
1956	Lon Stiner, football
1957	Phil McHugh, FB/basketball
1958	Jim Bailey, track
1959	Wimp Hastings, MBB/baseball
1960	Dave Edstrom, track
1961	Dave Grosz, football
1962	Mike Rose, football
1963	Steve Barnett, football
1964	Dick Imwalle, football
1965	Corkey Sullivan, football
1966	Ken Moore, track
1967	Neal Steinhauer, track
1969	Jim Smith, football
1969	Arne Kvalheim, track
1970	John Miller, wrestling
1971	Bob Newland, football
1972	Pete Shmock, track
1973	Steve Prefontaine, track
1974	Guy Krause, baseball
1975	Joe Percival, gymnastics
	Don Reynolds, FB/baseball
1976	Ron Lee, basketball
1977	Greg Ballard, basketball
1978	Scott McElDowney, GYM
1979	Rudy Chapa, track
1980	Mike Ritchey, baseball
1981	Alberto Salazar, track
1982	Bev Smith, basketball
1983	Kevin Lusk, football
1984	Ryan Zinke, football
1985	Sue Harbour, volleyball
1986	Dub Myers, track
1987	Harold Kuphaldt, track
1988	Keith Balderston, basketball
1989	Glenn Jarrett, wrestling

UNIVERSITY OF OREGON ATHLETICS HONORS

1990	Terry Obee, football
1991	Bill Musgrave, football
1992	Bob Gray, track
1993	Ronnie Harris, football/track
1994	Kelly Blair, track
1995	Camara Jones, track
1996	Kevin Roberts, wrestling
1997	Chris Nelson, track
1998	Jeremy Ensrud, wrestling
1999	Josh Bidwell, football
2000	A.D. Smith, basketball
2001	Jerilyn White, women's golf
2002	Joey Harrington, football
2003	Santiago Lorenzo, track
2004	Luke Jackson, basketball
2005	Cathrine Kraayeveld, WBB
2006	Eric Mitchum, track
2007	Jordan Kent, football/track
2008	Dennis Dixon, football
2009	Galen Rupp, xcountr/track
2010	Ashton Eaton, track
2011	Jordan Holmes, football
2012	David Paulson, football
2013	Michael Clay, football
2014	Marcus Mariota, football

HIGDON TROPHY

1955	Phil McHugh, FB/basketball
1956	John Reventos, football
1957	Steve Anderson, track
1958	Mike Forrester, track
1959	George Larson track
1960	Dyrol Burleson, track
1961	Vic Reeve, track
1962	Ted Abram, track
1963	Terry DeSylvia, football
1964	Bob Mitchell, wrestling
1965	Keith Lampard, baseball
1966	John Pinkstaff, basketball
1967	Gary Schutz, baseball
1968	John Miller, wrestling
1969	Larry Holliday, basketball
1970	Tom Graham, football
1971	Steve Prefontaine, track
1972	Guy Krause, baseball
1973	Don Reynolds, FB/baseball
1974	Ron Lee, basketball
1975	Greg Ballard, basketball
1976	Jack Henderson, football
1977	Sally Blickle, WBB/softball
1978	Rudy Chapa, track
1979	Melanie Batiste, track
1980	Bev Smith, basketball
1981	Leann Warren, track
1982	Eugene Young, football
1983	Kathy Hayes, track
1984	Sue Harbour, volleyball
1985	Deanna Schiedler, track
1986	Keith Balderston, basketball
1987	Scott Kozak, football
1988	Stefanie Kasperski, basketball
1989	Bill Musgrave, football
1990	Dan Vidlak, wrestling
1991	Kelly Blair, track/basketball
1992	Camara Jones, track
1993	LaReina Woods, track/VB
1994	Rick Cantwell, track
1995	Kenya Wilkins, basketball
1996	Milena Glusac, track

1997	Marie Davis, track
1998	Dietrich Moore, football
1999	Brianne Meharry, basketball
2000	Shaquala Williams, basketball
2001	Santiago Lorenzo, track
2002	Luke Jackson, basketball
	Luke Ridnour, basketball
2003	Daria Panova, tennis
2004	Eric Mitchum, track
2005	Tommy Skipper, track
2006	Jen May, lacrosse
2006	Eric Mitchum, track
2007	Jessie Chatfield, track
2008	A.J. Acosta, track
	Nicole Blood, track
2009	Moni Graf, women's golf
2010	Amanda Johnson, basketball
2011	Jordan Hasey, track
2012	Lauren Plum, volleyball
2013	Liz Brenner, vbll/WBB, track
2014	Jillian Alleyne, basketball

LEO HARRIS AWARD

1967	Robert Koch, football
1968	Norm Van Brocklin, football
1969	John McKay, football
1970	Mel Krause, MBB/baseball
1971	Phil Settecase, baseball
1972	Hal Dunham, football
1973	Dr. Richard Zimmerman, track
1974	Ron Lowell, tennis
1975	Bill Dellinger, track
1976	Phil McHugh, FB/basketball
1977	John Robinson, football
1978	Jim Grelle, track
1979	Wayne Henninger, tennis
1980	Riley Mattson, football
1981	Mickey Bruce, football
1982	Charlie Warren, basketball
1983	Ron Snidow, football
1984	Dave Wilcox, football
1985	Bob Berry, football
1986	Dick Winn, football
1987	Tom Jernstedt, football
1988	Gundars Tilmanis, tennis
1989	Keith Sherman, football
1990	Roscoe Divine, track
1991	Bob Newland, football
1992	Ahmad Rashad, football
1993	Dan Fouts, football
1994	Paul Halupa, basketball
1995	Tim Slapnicka, football
1996	Tinker Hatfield, track
1997	Dave Taylor, track
1998	Mike Drummond, basketball
1999	Rob Closs, basketball
2000	Mike Ritchey, baseball
2001	Rudy Chapa, track
	Alberto Salazar, track
2002	Ed Hagerty, football
2003	Cliff Gibson, football
2004	Jim Hill, track
2005	Mike Jorgensen, football
2006	Paul Weinhold, golf
2007	Chris Miller, football
2008	Keith Balderston, basketball
2009	Greg Erwin, track
2010	Aaron Thomas, football
2011	Chris Leupold, football

2012	Bill Musgrave, football
2013	Dan Vidlak, wrestling
2014	Cameron Martin, golf

BECKY SISLEY AWARD

2000	Shelley Briggs, field hockey
2001	Peg Rees, bsktbll/sbll/vbll
2002	Mary L. Brorby, WBB/SB/VB
	Diane Smith, WBB/fldhcky/SB
2003	Tama Rowan, swimming
2004	Krista Parent, softball
2005	Sally Blickle-Cassidy, WBB/SB
2006	Bev Smith, basketball
2007	Kim Roth Geelan, track
2008	Charlene Carter, field hockey
	June Liu, softball
2009	Lauri Landerholm, WBB/track
2010	Sarah Grall, tennis
2011	Helen Higgins, tennis
2012	Grace Golden, track
2013	Liz Wilson, track/xcountry
2014	Kim Hyatt, track
	Cesilee Coulson, softball

NOTABLE OREGON STANDOUTS



Kenjon Barner (2009-12) — Took advantage of his lone season as Oregon's featured running back his senior season, earning consensus All-America acclaim and finishing as a finalist for the Doak Walker Award and Walter Camp Player-of-the-Year accolades. . .Completed collegiate career rushing for 3,623 yards and 41 touchdowns as well as 5,848 all-purpose yards and 50 scores. . .The first-team Pac-12 all-conference choice became the first player in at least 47 years to score touchdowns via the run, as a receiver, returning kickoffs and running back

punts in a career in 2010. . .Graduated ranking second on the school's all-time rushing chart, 21 yards shy of the Ducks' career all-purpose yards record and third on their career scoring ledger (300). . .Set the Ducks' single-game rushing record with 321 yards in the win at USC, where he also equalled his modern-day record by scoring five touchdowns in the L.A. Coliseum. . .Also finished second on Oregon's single-season rushing list with 1,767 yards his senior season while ranking fourth in the country (135.9) in average yards per game. . .Ranked second on the school's one-season scoring table (138) and fourth in all-purpose yards (2,023), while tying for eighth in the nation in scoring (10.6 avg.) in 2012. . .Loomed as one of five Oregon standouts to rush for 200 yards or more in a single game on more than one occasions as a collegian. . .The 14th pick in the sixth round of the 2013 NFL Draft (Carolina) accumulated 47 all-purpose yards in eight games his rookie year before traded to Philadelphia prior to the 2014 season.



Steve Barnett (1960-62) — Oregon's two-time All-American and three-time All-Coast lineman was one of the primary benefactors for Mel Renfro and Bob Berry, helping the Ducks establish a school record for total offense in 1960 (3,671 yards)...Looms as one of the program's only two standouts (along with Joey Harrington) ever to receive All-America honors on the field as well as in the classroom, and equally adept on both offense and defense...Drafted in the second round by Chicago in 1963, concluded two-year professional career in 1964 with Washington.



J.W. Beckett (1913-16) — The exceptional halfback and defensive tackle co-captained Oregon team that beat Pennsylvania for the school's lone Rose Bowl victory as a senior, before proceeding to do the same the following year for the Mare Island Marines...The 185-pound Portland (Washington High School) standout was enshrined into the National Football Foundation and College Hall of Fame before inducted into the inaugural class of Oregon's Athletic Hall of Fame in 1992...The retired brigadier general

was assigned to the football coaching staff at Naval Academy in the late 1920s and named to Rutgers' football hall of fame as a player-coach in 1972.



Bob Berry (1962-64) — Guided Oregon to three-straight winning seasons for the first time in more than 25 years as well as its first post-season triumph (Sun Bowl) in 46 seasons...The school's first quarterback ever to record back-to-back 1,000-yard seasons passing completed collegiate career accumulating 4,543 yards total offense as well as 4,297 yards and 39 touchdowns passing...The 1964 first-team All-American endured a nine-year NFL career with Minnesota and Atlanta after being drafted

in the 11th round by Philadelphia, throwing for 9,197 yards and 64 touchdowns ...Inducted into the state of Oregon Sports Hall of Fame in 1987, was a member of the university's Athletic Hall of Fame inaugural class of 1992.



Mario Clark (1972-75) — Oregon's first true freshman defensive back ever to make his collegiate debut in the starting lineup also became the Pac-8's first freshman to earn conference defensive player of the week accolades...Accumulated 13 interceptions for 64 yards during a collegiate career highlighted by earning first-team all-conference honors (1975) as well as Senior Bowl defensive player-of-the-game acclaim...The 18th player chosen in the 1976 NFL draft started eight seasons in

Buffalo, earning a spot on the league's all-rookie team before completing pro career with a Super Bowl championship in San Francisco in 1985...NFL tenure punctuated by totalling 26 interceptions.



Dennis Dixon (2004-07) — Oregon's dual-threat quarterback put together one of the best senior seasons in school history...Arguably the top performer among all college signal callers in 2007 before a knee injury prematurely curtailed his Heisman Trophy campaign and ultimately ended the Ducks' BCS title game hopes...The Pacific-10 Conference's unanimous Offensive Player of the Year and honorable mention All-American finished ninth on the school's single-season total offense chart

(2,719 yards) despite playing in only 10 games...Completing his requirements for his major in sociology in less than four years, his accolades combining his academic (3.33 gpa) and athletic talents were unprecedented in the football program's history...Finishing fourth in the balloting for Associated Press Player-of-the-Year, he was one of three finalists for the Maxwell Award (College Player of the Year) and the Davey O'Brien National Quarterback Award as well as one of five finalists for the Walter Camp Player-of-the-Year award...His academic achievements were even more impressive as the ESPN the Magazine Academic All-District quarterback was one of five student-athletes in school history (and Oregon's first football player ever) to be bestowed with the NCAA Top VIII Award...Completed his collegiate career as the single-season and all-time school record-holder in passing completion percentage (67.7% and 63.9%, respectively)...Also established the school's standard for most career rushing yards (1,208) by an Oregon quarterback, while his 583 yards on the ground in 2007 finished second only to Reggie Ogburn's 644 yards from 1979 among the school's signal callers...A major league baseball prospect in the Atlanta Braves organization, he was drafted in the fifth round of the 2008 NFL Draft by the Pittsburgh and won a Super Bowl ring during his rookie season...Made is first pro start in 2009 and started two games in 2010 - both victories - before suffering a season-ending injury ... Won another Super Bowl ring with Baltimore as a member of the practice squad in 2013...Has posted 35 completions in 59 attempts for 402 yards and one TD throughout his five-year NFL career.



Tom Drougas (1969-71) — Earned first-team All-America honors his senior year while blocking for the likes of Dan Fouts and Bobby Moore (Ahmad Rashad), helping pave the way for Pac-8's individual rushing leader...Also named to conference's all-academic team ...The five-year NFL veteran made professional stops in Baltimore, Denver, Kansas City and Miami after being the 22nd player chosen in the 1972 NFL draft.



Dan Fouts (1970-72)



Dan Fouts (1970-72) — Oregon's 1972 MVP, became school's first quarterback to eclipse the 2,000 single-season passing yards barrier...Set no fewer than 19 school records, including total offense (5,871), passing yards (5,995) and touchdown passes (37)...Drafted in the third round by San Diego in 1973, enjoyed a stellar 14-year professional career, passing for 43,040 yards and 254 touchdowns...Established NFL records for most 300-yard games (51) and 3,000-yard seasons (6)...One

of only three pro quarterbacks to throw for more than 40,000 yards during a career, set eight NFL records and 42 team marks before retiring in 1987... The 1982 NFL MVP played in six Pro Bowls before being inducted into NFL Hall of Fame in July 1993...Named to state of Oregon's Sports Hall of Fame as well as university's Athletic Hall of Fame.

NOTABLE OREGON STANDOUTS



touchdowns in his career and was a member of the 49ers' 1985 Super Bowl champions.



Vince Goldsmith (1977-80) — The defensive tackle's 5-foot-11, 230-pound stature didn't serve as an obstacle — it only proved to make his feats that more amazing... The two-time first-team all-conference choice not only looms as school's only defensive lineman ever to receive the Morris Trophy as league's top lineman (1980), he was included as part of Oregon's all-time team in 1995 by the Register-Guard... The 1980 Associated Press second-team All-American completed his career recording 281 tackles, including 34 tackles for loss... Posted 13 tackles in his collegiate debut as a true freshman starter... Parlayed best statistical season as a sophomore, accumulating 87 tackles (62 unassisted) and 14 tackles for losses... The Tacoma, Wash., prep standout excelled as a two-sport phenom in the high school and collegiate ranks, emerging from the nation's No. 1-ranked high school shot putter to a NCAA championships qualifier who remains sixth on Ducks' all-time list (63-10 1/4)... Following his collegiate career, enjoyed 10-year tenure in the Canadian Football League with Saskatchewan, Calgary, Toronto and Hamilton, earning league's most outstanding rookie award in 1981... Inducted into Oregon Hall of Fame in 2002.




Joey Harrington (1998-01) — Graduated as one of most prolific athletes in school history, becoming Ducks' first Heisman Trophy finalist (4th) ever... Completed collegiate career third on school ledger in passing (6,911 yards), total offense (7,121 yards) and TD passes (59), yet biggest legacy is that as a winner... "Captain Comeback" accumulated 11-2 record in games Oregon trailed or tied in the fourth quarter... The two-year starter's 25-3 (.893) verdict as a starter also remains unmatched in school history... The second-team All-American on the field and first-team Verizon Academic All-America pick in the classroom, became Pac-10's first quarterback ever to lead his team to three bowl victories (1999 Sun, 2000 Holiday and 2002 Fiesta) as he willed Oregon to its highest national ranking in history (2nd AP and USA Today/ESPN)... Final collegiate stats for the 2001 Pac-10 offensive player of the year emphasized efficiency as he completed 512 of 928 attempts (.552) while throwing only 23 interceptions compared to 59 touchdowns... Not only accounted for more touchdowns running, passing and receiving (78) than any other Oregon player, scored more points (108) than any other quarterback in school history... The third overall player chosen in the 2002 NFL draft became Detroit's first rookie quarterback to throw for over 300 yards in one game (309 against Minnesota)... Spent 2006 with Miami, tossing 12 TDs in 11 games... Signed as a free agent with Atlanta in 2007, starting 10 games and recording his highest completion percentage as a pro (215 of 348, 61.8 percent)... Finished his career with New Orleans, having completed 1,424 of 2,538 passes (56.1%) for 14,693 yards and 79 touchdowns... Inducted into the Oregon Hall of Fame in 2012.



Oregon helm... A member of the Register-Guard's all-time Oregon team, was inducted into the Rose Bowl Hall of Fame in 1992, followed by the Duck's Athletic Hall of Fame the following year.



Hollis Huntington (1916, 1918-19) — One of the few standouts to play in three Rose Bowls, pacing Oregon's running attack during his three-year stint... Also teamed with his brother in the defensive secondary in the 1917 post-season classic before playing for him in the 1920 contest... Ran 122 yards for the Ducks in a losing cause to Harvard after rushing for over 100 yards and earning player-of-the-game honors while leading the Mare Island Marines to victory in the 1918 contest... Was enshrined into the Rose Bowl Hall of Fame in 1992 prior to earning an invitation into the Ducks' Athletic Hall of Fame in 1994.



LaMichael James (2009-2011) — The most decorated running back in school history and two-time first-team All-American became Oregon's second consensus honoree in 48 years... Captured the Doak Walker Award as the nation's top running back in 2010 in addition to claiming the school's highest finish ever (3rd) in voting for the Heisman Trophy that same sophomore season... First surpassed the Ducks' single-season rushing record with 1,731 yards in 2010 before eclipsing that standard a year later with 1,805 yards (9th in league history)... The Oregon career rushing (5,082) and scoring (348 points) leader finished second all time in conference annals in running the football, and was league runner-up in career touchdowns (58)... Also established school records in career all-purpose yardage (5,869), single-season scoring (144, 2010), one-game rushing (288 vs. Arizona, 2011) and single-game all-purpose yards (363 vs. Arizona, 2011)... One of three finalists for the Doak Walker Award in 2011 as he led the nation in rushing both his sophomore and junior seasons... Was one of three finalists for the Walter Camp Player-of-the-Year Award in 2010, in addition to being one of four Pac-10 standouts to earn first-team all-conference accolades both on the field and in the classroom... Drafted in the second round (61st player) of the 2012 NFL draft by San Francisco... Ran for 125 yards in the final four games as a rookie before gaining 65 yards and one TD in three post-season appearances... His biggest contributions his first two seasons came as a kick returner, averaging 28.4 on 26 kickoff returns and 10.9 yards on 23 punt returns... Signed by Miami early in the 2014 season and played in two games, rushing for 9 yards.



John Kitzmiller (1927-30) — Deemed the "Flying Dutchman" for his spectacular tackles despite weighing only 165 pounds, the two-time all-Pacific Coast Conference offensive and defensive back earned second-team All-America honors his final year... Scoring 14 touchdowns throughout his collegiate career, also doubled as team's kicker, converting 13 PATs... Assisted Ducks to a 23-7 record while he was in the lineup, with Oregon losing both contests that he missed with a broken leg... Spending one season in the NFL with the New York Giants in 1931 before returning for a four-year stint as an assistant coach at his alma mater, he was named to the National Football Foundation and College Football Hall of Fame in 1969.



Jake Leicht (1945-47) — The two-time all-Pacific Coast Conference choice led the league in scoring (56) and rushing (630) his final year while running for 1,253 yards in three seasons... Earned All-America accolades in 1945 and picked up the Hoffman Award the same year as the Ducks' most outstanding player... In addition to pacing the West Coast in rushing in 1947, Oregon's former single-season and career interceptions and punt returns record-holder led the country in interceptions (10) in 1945... Chosen in the eighth round of the NFL draft by Washington in 1946.

Alphonse "Tuffy" Leeman (1932) — Playing at Oregon only one year, achieved greatest fame as post-collegian after transferring to George Washington... Still considered among finest athletes to come out of Wisconsin (Superior), was a second round pick by the New York Giants in the inaugural 1936 NFL draft... The MVP of the '36 College Football All-Star game led the NFL in rushing as a rookie with 830 yards on 206 carries... Inducted into the NFL Hall of Fame in 1978 after named all-NFL in 1936 and '39, accumulated 3,142 yards rushing, 2,324 passing (16 TDs) and 442 receiving yards during eight-year NFL career... One of 11 New York Giants to have jersey (#4) retired... Died Jan. 19, 1979.

NOTABLE OREGON STANDOUTS



Derek Loville (1986-89) — Oregon's career rushing (3,296) and scoring (272) leader prior to LaMichael James became school's first player to pace Ducks' rushing attack four straight seasons, assisting program to first post-season bid in 26 years...Also holds school records for career touchdowns (45) and all-purpose yardage (5,223)...One of only four players in school history to run for more than 1,200 yards in a single season, generated 100 yards or more on the ground 11 times...The 10-year NFL veteran accumulated 1,674 yards

rushing and 16 touchdowns after breaking in with Seattle as a free agent in 1990, with stops also in San Francisco, Denver and St. Louis...Enjoyed best professional season in 1995, running for 723 yards and tying team record with 10 TDs for 49ers...Also tied for fifth in NFL history for most one-season catches by a back (87).



Marcus Mariota (2012-14) — The most decorated player in Oregon history led the program to more wins (36) in three seasons than any other while owning shares of no fewer than 18 school records and eight league standards...The Ducks' first Heisman Trophy winner ever became the school's second unanimous All-American of all time, with his accolades including Player-of-the-Year honors by the Associated Press, the Walter Camp Football Foundation, and the Maxwell Award...Also was bestowed with the Davey O'Brien, Manning, and Johnny Unitas Golden Arm awards as the nation's top collegiate quarterback...

Directing the most efficient offense in the country the Pac-12's three-time first-team all-conference choice also led the nation in most points responsible for (348) in 2014...Completed his final season second in the country in touchdown passes (42) and third in passing yards (4,454), he graduated as Oregon's career passing (10,796) and total offense (13,033) leader...Extending his string of games throwing at least one scoring pass to all 41 career appearances, he accounted for a minimum of three touchdowns in 13 of 15 games in 2014 as well as four scores 10 times...Included were 15 of his 29 career TDs on the ground his last year...The native Hawaiian became only the second quarterback in Ducks' history to lead teams to a trio of bowl wins (2013 Fiesta, 2013 Alamo, and 2015 Rose) in addition to engineering appearances in the inaugural College Football Playoffs that included a National Championship Game meeting with Ohio State...Broke Pac-12 and Oregon pinnacles for consecutive pass attempts without an interception in both a single season (285) and a career (353) during the 2013 campaign...Was the second overall pick in the 2015 NFL Draft by the Tennessee Titans.



John McKay (1948-49) — Overshadowed by his coaching prowess, spending nine seasons as an Oregon aide (1950-58) and 16 years as USC head coach (1960-75), still owns Oregon career per-carry record (6.1 avg.)...The Purdue transfer led Ducks in scoring (48 points) for the Pacific Coast Conference co-champions his first year...Initiated illustrious coaching career immediately following playing days, tutoring alma mater's career rushing leader...Migrated as Trojans' assistant (1959) before beginning

head coaching run that culminated in four national championships and national coaching accolades (1972)...Coached Tampa Bay in the NFL for nine seasons (1976-84), earning NFL coaching honors his first year...Inducted into National Football Foundation and College Hall of Fame (1987), West Virginia's sports Hall of Fame (1992) and three-time Oregon honoree (1993, '94 and '95).



Chris Miller (1983-86) — The Pac-10's first quarterback to receive consecutive first-team all-league honors in 16 years set no fewer than 13 Oregon records...Threw for 42 touchdowns and 6,841 yards as a collegian while connecting on 60.7 percent of his passes...Selected 13th overall by Atlanta in the 1987 NFL draft, led the Falcons to the playoffs in 1991 and was a Pro Bowl selection after throwing for 3,103 yards and 26 touchdowns during the regular season...Completed 10-year professional career with Den-

ver in 1999 following a three-year hiatus, accumulating 19,320 yards and 123 touchdowns with Atlanta, the Los Angeles/St. Louis Rams and the Broncos...The former South Eugene HS head coach (2002-06, 2013) spent three years as the Arizona Cardinals' quarterbacks coach in the NFL.



Alex Molden (1992-95) — Few players have made the impact as the four-year honoree who broke into the starting lineup in his first game as a redshirt freshman...Accumulated 206 career tackles and 11 interceptions while opening 44 outings...The two-time first-team all-conference choice culminated collegiate career earning first-team All-America honors, and was central component for defenses which fueled school's Rose and Cotton Bowl berths...A nine-year NFL veteran, he ended his career with

totals of 263 solo tackles, 39 assists, 12 interceptions and seven forced fumbles for New Orleans (1996-2000), San Diego (2001-02) and Detroit (2003) after being selected as the 11th pick by the Saints in the 1996 drafts...Was inducted into the Oregon Hall of Fame in 2008.



Bill Musgrave (1987-90) — Recognized as the central figure responsible for initiating the most prosperous era in Oregon history...School's career record-holder (passing and total offense) led the Ducks to their first bowl appearance in 26 years (1989), while surpassing school standards for single-season passing yardage (3,081) and TDs (22)...Accumulated 8,343 yards passing while completing 57.3 percent of his attempts, including 489 yards passing at BYU...

The first-team all-conference quarterback (1990) also was selected GTE Academic All-American of the Year...Drafted in the fourth round by Dallas before embarking on six-year NFL career with San Francisco and Denver...Following his playing career, served NFL coaching stints with Oakland (1997), Philadelphia (1998) and Carolina (1999-2000) before returning to the collegiate scene as offensive coordinator at the University of Virginia (2001-02)...Since returning to the NFL in 2003 as offensive coordinator at Jacksonville (2003-04), he has encountered stints coaching quarterbacks with Washington (2005), Atlanta (2006-10), Minnesota (2011-13) and Philadelphia (2014), and as offensive coordinator at Oakland (2015).



Bob Newland (1968-70) — Oregon's 1970 MVP completed collegiate career as school's most prolific receiver ever, accumulating 125 receptions, 1,941 yards and 13 touchdowns...The first-team Pac-8 all-league and All-America choice looms as the Ducks' last player to lead league in receiving (67 catches, 1,123 yards) his senior year...Drafted in the seventh round by New Orleans in 1971, accumulated 124 catches for 1,877 yards and eight TDs in five seasons before retiring in 1975...Selected as

university's top student-athlete in 1971, was the recipient of school's top alumni award (Leo Harris Award) in 1991 before earning his way into Oregon's Athletic Hall of Fame in 1994.



Haloti Ngata (2002-05) — Completed his collegiate career as one of Oregon's most dominant defensive linemen of all time before the first-round NFL draft choice departed school following his junior year...The school's first consensus All-American in more than four decades was voted the Pac-10's co-defensive player-of-the-year as well as the recipient of the Morris Trophy as it's top defensive lineman in 2005...Also one of three Outland Trophy finalists (nation's top interior lineman) as well as among the final five for

the Bronko Nagurski Trophy (nation's outstanding defensive player)...Leading the conference's interior linemen in tackles (61) his final year, he became the Ducks' first defensive lineman to be named team MVP in 18 seasons...Capped his tenure with 151 tackles and a school-record seven blocked kicks...Included was a single-game high 14 tackles (11 unassisted) vs. California (11/5/05)...The school's highest defensive line draft choice ever was taken with the 12th pick by the Baltimore Ravens...The two-time All-NFL pick and five-time Pro Bowler accumulated 531 tackles (312 solo), 25.5 QB sacks, five interceptions and five fumble recoveries in nine seasons since being named to 2006 all-rookie team...Was traded to Detroit following the 2014 season.

NOTABLE OREGON STANDOUTS



Ahmad Rashad (Bobby Moore) (1969-71) — Few players will ever match the exploits of Bobby Moore, who established Oregon's single-game (249), season (1,211) and career (2,306) rushing records, as well as season (54) and career (131) receptions pinnacles...Established no fewer than 14 school records and was the only player to lead the Pac-8/Pac-10 Conference in scoring (1969-70) from two different positions (RB, WR)...The 1971 first-team all-conference and All-America choice was the fourth pick in the 1972 NFL draft

by St. Louis, where he was selected to the NFC all-Rookie team...His ten-year NFL career culminated with a six-year stint in Minnesota and one Super Bowl appearance (1977)...The four-time Pro Bowl honoree accumulated 495 receptions for 6,831 yards and 44 touchdowns...Now an Emmy award-winning sportscaster, he became the seventh UO alum elected to the College Football Hall of Fame in 2007.



Mel Renfro (1961-63) — One of school's top two-sport All-Americans, accumulating 1,540 yards rushing and 141 points during his football career while finishing second in the 1962 NCAA 120-yard high hurdles running for legendary UO coach Bill Bowerman...The former Jefferson High School (Portland) great departed Oregon owning a minimum of four gridiron records and two on the track...Enjoyed 14 illustrious seasons with Dallas after chosen in second round of the 1964 NFL draft, retiring in 1977...Made

Pro Bowl appearances in each of first 10 seasons, was selected All-Pro five times and played in four Super Bowls...The Cowboys' all-time leader in kickoff returns (26.4 avg.) and interceptions (52) is enshrined in the following Hall of Fames: Texas Stadium (1981), State of Oregon (1983), College Football (1986), University of Oregon (1992), Portland Interscholastic League (1995) and NFL (1996).



George Shaw (1951-54) — The two-sport All-American (football and baseball) not only set Oregon's single-season passing record (1,358 yards) and the Pacific Coast Conference total offense record (1,536) in 1954, the two-way player led the country in interceptions (13) his first year and total offense his last...Still owns school's single season and career interceptions (18) pinnacle...Passed for 3,088 yards and 17 touchdowns in addition to rushing for 420 yards and nine scores in his career...Was the No. 1 pick in the

1955 NFL draft by Baltimore, accumulating 5,829 yards passing and 41 touchdowns in seven season with the Colts, New York Giants, Minnesota and Denver...Inducted into Oregon's Athletic Hall of Fame in 1992.



Jim Shanley (1955-57) — A three-year starter on both sides of the football, led the Ducks in scoring, rushing and receiving various seasons throughout collegiate tenure...Ranked 10th in the country in rushing as a sophomore (711)...Completed career as Oregon's all-time rushing leader (1,887) in addition to compiling 3,188 all-purpose running yards and 144 points...The all-Pacific Coast Conference choice earned Oregon's most valuable player honors for '58 Rose Bowl contingent...Playing in the NFL for one

season with Green Bay, was inducted into Oregon Athletic Hall of Fame in 1994.



Akili Smith (1997-98) — School's one-season passing leader (3,763 yards) culminated his brief Oregon tenure earning Pac-10 offensive player-of-the-year plaudits as a senior...Ranked third in league history for touchdown tosses in one season and surpassed the 400-yard passing pinnacle more than any other player (3) in school annals...Racked up 5,148 yards passing, 5,515 yards of total offense and 45 touchdowns in two seasons before rocketing to the third pick in the 1999 NFL draft by Cincinnati...Exited the college ranks by throwing for 456 yards in a

Aloha Bowl setback to Colorado...Completed 215 of 461 passes for 2,212 yards and five TDs in four seasons (22 appearances/17 starts) with the Bengals. Went to camp with Green Bay in 2003 and Tampa Bay in 2005 before playing five games with the CFL's Calgary Stampeders in 2007.



Jim "Yazoo" Smith (1965-67) — A first-team All-American his senior season of 1967, the native of Yazoo City, Miss. was one of the greatest defensive backs in Oregon history...A two-time Pacific-8 all-conference pick, he led Oregon with three interceptions as a senior...Allowed opposition only 22 catches as a junior...Also an outstanding kick returner, which aided in his selection as team's most valuable player his final season...Holds the record for longest fumble recovery of 99 yards versus Oregon State in 1966...

Was the 12th collegian picked in the first round of the 1968 NFL draft...He was a starter for the Washington Redskins until a broken neck ended his brilliant career...Prior to NFL play, he appeared in three all-star games, being selected for the East-West Shrine game, the Hula Bowl, and the Coaches All-America game...Was awarded the university's Emerald Athletic Trophy and was voted to the Eugene Register-Guard's alltime UO football squad.



Jonathan Stewart (2005-07) — Few players in school history have ever combined the speed and power as the 2007 first-team All-American (American Football Coaches Association) ... The single-season rushing (1,722) and all-purpose yards (2,481) school record-holder was a unanimous first-team Pac-10 all-conference selection as a junior, his final year in Eugene before opting to enter the NFL Draft ... The Maxwell Award (College Player of the Year) and Doak Walker Award (nation's premier running back) semifinalist ended his collegiate playing days with a career-best and Sun Bowl record 253

rushing yards (2nd in school history) ... His bowl performance was barely his best effort of the season, coming after 251 rushing yards (3rd in school history) at Washington and 310 all-purpose yards (Oregon's 8th all-time) at Stanford ... Joined Reuben Droughns as the only players in school history to run for more than 200 yards twice in the same season ... Produced an 88-yard touchdown run in 2007 vs. Fresno State, the second-longest run from scrimmage by a Duck ... His 97-yard kickoff return in 2005 vs. Oregon State ranks as the fourth-longest in school annals ... Ran for more than 100 yards a school-best 14 times during his career, as Oregon compiled an 11-3 record in those contests ... Completed his Oregon career as the second-leading rusher in school history with 2,891 yards and third all-time with 4,889 all-purpose yards ... Finished second in school history with a 28.69 career kickoff return average ... Selected as the 13th overall pick in the 2008 NFL Draft by Carolina, has accumulated 4,825 yards and 30 TDs rushing in his seven-year NFL career ... The franchise's second-leading career rusher ran for 1,133 yards and 10 scores in 2009, including a franchise record 206 yards vs. the NY Giants.

Jonathan Stewart (2005-07)



NOTABLE OREGON STANDOUTS



Norm Van Brocklin (1947-48)



Norm Van Brocklin (1947-48) — Originating Oregon's quarterback legacy, tabbed the school's all-time QB by the Register-Guard... Twice paced the Pacific Coast Conference in passing (1,010 yards in 1948) and punting once (40.1 avg., 1947), ending with 1,949 yards passing... "The Dutchman" led Ducks to their first bowl game in 29 years and 16 wins in 21 games, throwing for 145 yards in the 1949 Cotton Bowl... The 1948 All-American was picked in the fourth round of the 1949 NFL draft by Los Angeles, accumulating

23,611 yards, 173 touchdowns and a 42.9-yard punting average in 12 seasons... The league's three-time passing champion and two-time punting leader led the Rams (1949-57) and Philadelphia (1958-60) to league titles, claiming MVP honors his final year... Proceeded to coach 13 more seasons with Minnesota (1961-67) and Atlanta (1969-74)... Inducted into the National Football Foundation and College Hall of Fame, Pro Football Hall of Fame and the university's Athletic Hall of Fame.



Max Unger (2004-08)



Max Unger (2004-08) — It came as no surprise that the two-time first-team all-conference standout continued to get better with age, drawing All-America acclaim from Pro Football Weekly, SI.com and Rivals.com during his final year in Eugene ... Tied for second in the country with 51 consecutive starting assignments, he displayed his versatility by opening two games at his former left tackle outpost while returning to his familiar center position for the other 11 outings ... Captained a line that helped the '08 Ducks

set school standards for rushing yards (3,641) and rushing touchdowns (47) ... The Pac-10's academic all-conference honorable mention selection was named the Ducks' top offensive lineman (Ed Moshofsky Award) for the third year in a row ... Grabbed national attention heading into his final collegiate season as he was included on watch lists for the Rimington (nation's best center), Outland, and Lombardi awards (top interior lineman in the country) ... Was drafted in the second round of the 2009 NFL Draft by Seattle, starting all 16 games his rookie year ... Has started all 67 games he's played in during six seasons, with the two-time Pro Bowl selection chosen first-team All-Pro in 2012 ... Started in the 2014 and 2015 Super Bowls ... Was traded to New Orleans prior to the 2015 season.




Kenny Wheaton (1994-96) — Few players have been more revered for one play but few Oregon cornerbacks were any better... Returned 97-yard interception for a touchdown against Washington as a redshirt freshman (1994) to secure the win that catapulted Ducks to their first Rose Bowl berth in 37 years... The two-time second-team All-American and '96 team MVP led the Pac-10 in interceptions as a sophomore (7) before leading team in tackles (73) his junior year... Drawing all-conference acclaim each of his

three seasons, the 1996 first-team all-league standout ended his collegiate career with 205 tackles (135 unassisted) and 16 interceptions before becoming first player in program's history to opt for the NFL draft early... The 1997 third-round pick of the Dallas Cowboys played in 22 games over three seasons (one start, 44 tackles, one interception, two recovered fumbles) before injuries intervened... Played with Detroit of the Arena Football League in 2002 before signing with Toronto in the Canadian Football League in 2003... Was a mainstay with the Argonauts until his retirement in 2009, leading them to the Grey Cup (CFL Championship) in 2004... Set the CFL postseason record for longest interception return for a touchdown (116 yards) in 2004 ... Voted into the Oregon Athletic Hall of Fame in 2011.



Kenny Wheaton (1994-96)



Dave Wilcox (1962-63) — The Boise Junior College transfer made his mark on the collegiate level as an interior lineman despite catching four passes for 57 yards as an end his junior year... Earned third-team All-Coast honors as a senior while named the Ducks' most improved player, yet gained his greatest share of notoriety at the next level... Played a key role in Oregon's Sun Bowl victory in 1963 and was named most valuable lineman in the 1964 Hula Bowl... Drafted in the third round of the NFL draft by San Francisco,

accumulated 13 interceptions during an illustrious 11-year professional career in which he played in seven Pro Bowls and was selected all-NFL on five occasions... Earning his way into the University of Oregon Hall of Fame in 1993, he was inducted into the NFL Hall of Fame on July 29, 2000.



Gary Zimmerman (1980-83) — The premier offensive lineman in Oregon history as well as one of the NFL's all-time greats completed his collegiate career by being named the Pac-10's top offensive lineman his senior year... The first-team all-conference and All-Coast choice also earned the rare distinction of receiving league player-of-the-week accolades following a 1983 win over California... The 12-year NFL veteran and seven-time Pro Bowl selection was named to the all-NFL first team on five occasions after

breaking into the professional ranks with a two-year stint in the USFL... The 1997 NFL offensive lineman of the year accumulated a string of 169 consecutive starting assignments before retiring from the Broncos with a Super Bowl win following the 1998 season. The 1993 inductee into Oregon's Hall of Fame was formally added into the NFL Hall of Fame in 2008.

ALL-TIME OREGON ASSISTANT COACHES

A

Ron Aiken 2013-present
 Nick Aliotti 1988-94/1999-2013
 Dick Arbuckle 1974-76
 Jerry Azzinaro 2009-12

B

John Becker 1977-79
 Mike Bellotti 1989-94
 Carl Blackburn 1974
 Alan Borges 1995
 Bill Bowerman 1948-52
 Jesse Branch 1972-73

C

Gary Campbell 1983-present
 Norm Chapman 1967-71
Eric Chinander 2014-present
 Andy Christoff 1977-82
 Reanous Cochran 1957
 Ralph Cole 1938
 Max Coley 1959-68
 Vaughn Corley 1939-41/1945-46
 Anson Cornell 1942
 Don Cortez 1975-76
 Gary Crowton 2005-06

D

Gene Dahlquist 1974-76

E

Brad Ecklund 1958-59
 Harry Ellinger 1926
 Dick Enright 1970-71

F

Dan Ferrigno 2001-05
 Bob Foster 1998-99
 Jerry Frei 1955-66
Scott Frost 2009-present

G

Michael Gray 2005-08
 Mike Gillhamer 2001-02
Steve Greatwood 1982-94/2000-present
 Bob Gregory 1998-00

H

Willard Hammer 1953-57
 Gene Harlow 1951
 Carl Heldt 1947
 Mark Helfrich 2009-12
 Ron Hudson 1977-78
 Charles "Shy" Huntington 1918

J

Milt Jackson 1977-78
 Ed Johns 1963-69

K

Chip Kelly 2007-08
 John Kitzmiller 1932-35
 Dirk Koetter 1996-97

L

Jerry Lillie 1949-50
Matt Lubick 2013-present
 Andy Ludwig 2002-04

M

Fred Malone 1979
 John Marshall 1969-76



Johnny McKay
1950-58



John Marshall
1969-76




John Ramsdell
1983-94



John Robinson
1960-71



Joe Schaffeld
1974-97



George Seifert
1967-71



Bill Tarrow
1977-96



Charlie Waters
1995



Former long-time assistant Neal Zoumboukos continued as a special assistant to the athletic director through 2010 following his retirement from coaching.

Robert Martz 1926-27
 Bill Maskill 1983-87
 Bob McClure 1949-50
 Bob McCray 1977-81
 Phil McHugh 1958-68
 Johnny McKay 1950-58
 Mike Mikulak 1937-40
 Dick Miller 1947-48

N

John Neal 2003-present

O

Jack O'Brien 1930-31
Tom Osborne 1995-00/2007-present

P

Don Pellum 1993-present
 Chris Petersen 1995-00
 Robin Pflugrad 2006-08

R

John Ramsdell 1983-94
 Don Read 1972-73
 Richard Reed 1927-28/1936-37/1945-46
 Bill Reinhart 1924-25/1929-31
 Frank Riggs 1929
 Sam Robertson 1972-73
 John Robinson 1960-71
 Jack Roche 1951-70/1975-76
 Robin Ross 1997-98/2001-04

S

Joe Schaffeld 1974-97
 Denny Schuler 1986-92
 Ray Segale 1942
 George Seifert 1967-71
 Willie Shaw 1979
 Eugene Shields 1929-37
 Jim Skipper 1980-82
 Bruce Snyder 1967-71
 Steve Sogge 1972-76
 Bart Spellman 1919-24
 Lon Steiner 1956
 Vern Sterling 1952-54
 Ron Stratten 1968-71
 Rich Stubler 1996-97
 Bob Sullivan 1948-49

T

Bill Tarrow 1977-96
 Jeff Tedford 1998-01
 Howard Tippet 1977-78
 Bob Toledo 1983-88

V

Manny Vezie 1941-42
 Eugene Vidal 1926-27
 Fred von Appen 1972-76

W

Joe Wade 1972-74
 Dave Walker 1980-85
 John Warren 1935-41/1945-48
 Charlie Waters 1995
 Erik Widmark 1979-82
 Boz Williams 1924-25
 Ben Winkleman 1946

Z

Frank Zazula 1947-48
 Neal Zoumboukos 1980-06

A

Abbey, William 1945-46-47
 Adams, Jim 1998-99-00-01
 Adams, John 1952
Addison, Bralon 2012-13
 Adolph, D. 1927
 Afuvai, Darce 1996
 Aguirre, Marco 1997-98
 Agyeman, Kwame 2004-05-06-07
 Aiken, James Jr. 1948
 Aitkenhead, Greg 1984-85
 Akerman, Rich 1969-70-71
 Albright, Farrell 1952-53
 Ale, Leroy 1986-87-88-89
 Aleman, Cy 2000-01
Allie, Taylor 2014
 Allen, Chance 2013
Allen, Devon 2014
 Allen, Derek 1994-95-96
 Allen, Jeff 1989-90-91
 Allen, Keith 2001-02-04
 Allison, Michael 1992-93
 Allman, Howard 1951
 Alonso, Kiko 2009-11-12
 Alstock, Francis 1921
 Alston, Jr., Remene 2007-08-09-10
 Altenhofen, Greg 1958-59
 Amato, Tony 1935-36-37
 Amundson, Allan 1999-00-01-02
 Amunsen, Fred 1914
 Anderson, Anthony 2010
 Anderson, Bob 1948-49-50
 Anderson, Christian 1993-94-95-96
 Anderson, Jim 1970-71
 Anderson Kevin 1978-79
 Anderson, Louis 1923-24-25
 Anderson, Maurice 1971-72-73
 Anderson, Robert 1945
 Anderson, Ron 1959-60-61
 Anderson, Stan 1917-18-19
 Anderson, Steve 1937-39
 Anderson, Ted 1951-52-53
 Anderson, Thurman 1969-70-71
 Anderson, Williams 1945
 Andrews, Justin 2004-05
 Andrews, Mark 1968-69-70
 Angell, H.D. 1898-99
 Arbuckle, Dick 1959-60
 Arca, Ron 1979
 Archer, Dan 1965-66
 Archer, Sam 1986-88
 Archer, Woodward 1928-29
 Armendariz, Mike 1998
 Armstead, Arik 2012-13-14
 Armstrong, Karrington 2011-12-13
 Arnold, LeFrancis 1971-72-73
 Arnsperger, O. 1905-06-07
 Arriaran, Jim 1978-79
 Arroyo, Jose 2001-02
 Aschbacher, Darrel 1957-58
 Ashcom, Richard 1940-41-42
 Asher, Jeremy 1992-93-94-95
 Ashworth, Robert 1951
 Asper, Mark 2008-09-10-11
 Atiyeh, Victor 1942
 Atkins, Joshua 2003
 Austin, Charles 1954-55-56
 Austin, Jeff 2000
Ava, Isaac 2012-13-14

B

Baack, Steve 1980-81-82-83
 Babb, Mike 1978-79-80
 Babbs, O.B. 1991-92
 Bachtold, Paul 1977-78
 Back, W. 1934
 Bacon, John 2006-07-08
 Baguio, Joe 1990-91
 Bailey, E.F. 1912
 Bailey, Ken 1923-24-25
 Bailey, Orville 1930-31-32
 Bailey, Steve 1970-71
 Bailey, Troy 1992-93-94-95
 Bain, Lu 1961-62-63
 Bair, Brandon 2007-08-09-10
 Bair, Stetson 2013-14
Balducci, Alex 2012-13-14
 Baldwin, Bob 1994-95-96
 Bandison, Romeo 1990-91-92-93
 Barber, Manning 1952
 Barber, Merritt 1952
 Barker, Brent 1996-97-98-99
 Barker, Gary 1997-98-99-00
 Barner, Kenjon 2009-10-11-12
 Barnes, Derrick 1993-94-95-96
 Barnes, Emery 1950-52-53

Barnes, Eric 1992-93
 Barnes, Lew 1983-84-85
 Barnes, Mike 1966
 Barnett, Steve 1960-61-62
 Bartels, Bob 1942
 Bartholemey, Wayne 1946-47-48
 Bartlett, Ken 1914-16
 Bassett, Bob 1985-86
 Bassett, Kenny 2012-13-14
 Bates, Jackie 2004-05-06
 Bates, Ralph 1930
 Bates, Willie 1951
 Battle, Larry 1971
 Bauer, Greg 1974-75-76
 Bauge, Paul 1959-60-61
 Bauman, Rashad 1997-98-00-01
 Bausley, Dondre 1989
 Bautista, James 1988-89-90-91
Baylis, Evan 2013-14
 Beard, Rob 2009-10-11-12
 Beck, Gary 1977-80-81
 Beckett, Josh 1998-99
 Beckett, J.W. 1913-14-15-16
 Beekley, Bruce 1976-77-78
 Belden, Matt 1994
 Belisle, Mike 2001
 Bell, George 1946-47-48-49
 Bellotti, Luke 2007
 Bennett, Bryan 2011-12
 Bennett, George 1974-75-76
 Bentley, Arleigh 1936-37
 Benyard, Everett 2011-12-13
 Berg, Art 1917-18-19
 Berg, Ron 1962-63
 Berkich, Mike 1978-79-80-81
 Berrie, Leonard 1952-53
 Berry, Bob 1962-63-64
 Berry, Chandler 1936
 Berry, John 1939-40
 Berry, Latin 1986-87-88-89
 Berwick, Jim 1946-47-48
 Beyer, Tim 1976-77-78
 Biddings, E.R. 1898
 Bidwell, Josh 1995-96-97-98
 Billups, Harry 1979-81-82-83
 Binns, Marques 2002-03-04
 Birden, J.J. 1984-85-86-87
 Bisharat, Charles 1979-80
 Bishop, C.K. 1932-33
 Bishop, C.M. 1897-98-99
 Bishop, Richard 1934-35
 Bittner, Stephen 1969-70-71
 Bjork, Delbert 1934-35-36
 Blackman, Thomas 1936
 Blackwell, Howard 1990
 Blake, Merle 1918-19
 Blakey, Mike 1985-86-87-88
 Blanchard, Tom 1967-69-70
 Bland, Todd 1982-83-84-85
 Blasher, Willie 1977-78
 Blatchey, Ray 1942
 Bledsoe, Gordon 1979-80-81
 Blenkinsop, Robert 1938
 Bliss, Jackson 1923-24-25
 Blount, LeGarrette 2008-09
 Boatright, Scot 1987-88-89-90
 Bobbitt, Howard 1932-33
 Bodner, Steve 1940-41-42
 Boice, Jed 1997-99-00
 Bolliger, Mike 1971-72-73
 Bond, Deane 1945
 Bondellie, Ken 1974
 Bonney, J. 1895
 Boqua, Bud 1948-49
 Borba, Tony 1985-86
 Borchert, William 1941
 Bowerman, William 1931-32
 Bowie, Bud 1990-91
 Boyd, Frank 1940-41
 Boyd, Jerome 2005-06-07-08
 Boyett, John 2009-10-11-12
 Bracher, Charles 1936-37-38
 Braddock, Robert 1935-36
 Bradley, Chuck 1971
 Bradshaw, Robert 1912-13
 Brandenburg, Everett 1918-19
 Branson, Jeff 1994-96
 Brantley, Peter 1987-88-89-90
 Brauner, Bill 1968-70
 Braid, Dennis 1937
 Brenn, Bruce 1956-57
Brenner, Doug 2014
 Brethauer, Monte 1950-51-52
 Brewer, Matt 1995-96
 Bridwell, Paul 1913
 Brock, Matt 1985-86-87-88

Brooks, Brady 1989
 Brooks, Todd 1999
 Brosterhouse, Greg 1971
 Brosterhouse, Jon 1978-79-80-81
 Brothers, Bob 1988, 1990-91
 Brouchet, Steve 1975-76
 Brown, Andiel 2006-07
 Brown, Ben 1960-61
 Brown, Brian 1990-91-93
 Brown, Dick 1946
 Brown, Don 1982-83-85-86
 Brown, Donald 1942
 Brown, Eugene 1972-73-75-76
 Brown, Jerry 1996-98
 Brown, John 1955-56
 Brown, Mark 1986
Brown, Pharaoh 2012-13-14
 Brown, Reggie 1980-81
 Brown, Rutherford 1920-21-22
 Brown, Steve 1979-80-81-82
 Browne, Al 1929
 Bruce, Mickey 1960-61
 Brundage, Mike 1964-65-66
 Brust, Ray 1996-97-99
 Bryan, Rudy 1976-77-78
 Bryant, Kenny 1977-78
 Bryant, Raymond 1913-15
 Bryson, R.S. 1895-96
Buckner, DeForest 2012-13-14
 Buettner, Steve 1969-70-71
 Buller, John 1966
 Bullock, Dennis 1976-77
 Bunker, Steve 1964-65-66
 Burke, J.O. 1924
 Burlison, Paul 1961-63
 Burnell, George 1926-27-28
 Burnett, Len 1958-60
 Burns, Ken 1981
 Burwell, Sean 1990-91-92-93
 Busch, Louis 1946
 Bussey, Mark 1981
 Butkovich, Louis 1940
 Butterfield, Ben 2011-12-13
 Butterfield, Brian 2008-09-10
 Butts, Jeff 1974-75-76
 Byler, Horace 1922
 Byrd, Desmond 1994-95-96-97
 Byrd, Jairus 2006-07-08
 Byrne, John 1982-83-84-85

C

Cabrera, D.J. 1991-92-93-94
 Cabs, Ed 1991
 Cadenasso, Don 1963
 Cadenasso, Jim 1938-39
 Cafferty, Tom 1976-77
 Calderwood, James 1949-50
 Callier, Michael 1999-00
 Callison, Everett 1961
 Callison, Prink 1921-22
 Campbell, Cogs 1922-23
 Campbell, Leroy 1951-54
 Canfield, Wallace 1913-14
 Carey, Jordan 2003
 Carey, Robert 1950
 Cargill, Duane 1960-61-62
 Carlson, Pete 1972
Carrew, Tanner 2014
Carriger, Cody 2013
Carrington, Darren 2014
 Carson, Tra 2011
 Cartales, Harry 1964-65-66
 Carter, Clarence 1925-26-27
 Carter, Ken 1972-73
 Carter, Ross 1934-35
 Carter, Ross 1964-66
 Carter, Shirley 1929
 Casey, Tim 1963-64-65
 Cash, Theodore 1951
 Cashion, Carl 1975-76
 Cason, Wendell 1981-82-83-84
 Cassell, Rahim 2012-13
 Castle, Brian 1980-81-82
 Castle, Eric 1989-90-91-92
 Causey, Don 1963
 Cavaillie, Rory 2006-07-08-09
 Celotto, Tonio 2007-08
 Cespedes, Jan 1986-87
 Chambers, Corey 1999-00-01-02
 Chance, Chad 1988-99
 Chandler, B. 1908
 Chandler, Ben 1910-11-12
 Chandler, W. 1906
 Chapman, Norm 1955-56-57
 Chapman, T.J. 1918-19
 Chapman, W.H. 1921-22-23

Chappell, George 1928
 Cheney, Erik 2003
 Cherry, Tony 1984-85
 Cheuvront, Aaron 1998
 Chriss, Mike 1974-75-76-77
 Christensen, Dave 1983
 Christensen, George 1928-29-30
 Chrobot, Ed 1947-48-49
 Churchill, Jim 1975-76
 Chung, Patrick 2005-06-07-08
 Clanton, Ryan 2011-12
 Clark, Dan 1977-78
 Clark, Jack 1964-65
 Clark, Mario 1972-73-74-75
 Clark, Zac 2009-10
 Clarke, Dudley 1907-08-09
 Clarke, H. 1931-32-33
 Clay, Dennis 1980-81-82
 Clay, Michael 2009-10-11-12
 Clayton, Stephen 2001-02-03
 Clemens, Delmer 1950
 Clemens, Kellen 2003-04-05
 Clerin, Hugh 1921
 Clesceri, Joe 1959-60
 Clifford, Kealii 1991
 Clough, Rich 1977-78
 Cobb, Charley 1970
 Cochran, Reanous 1954-55-56
 Coddington, Clarence 1934-35
 Codson, R.M. 1980
 Cody, Nick 2009-10-11-12
 Colbert, Austin 1928-29-30
 Coleman, Donald 1978-79
 Coleman, George 1971-72-73
 Coleman, J.R. 1895-96
 Coleman, Lionel 1969-70
Coleman, Tyson 2012-13-14
 Coles, LaSalle 1928
 Collins, Brian 1992-93-94-95
 Collins, LaCorey 1997-99-00
 Collinsworth, David 1989-90-91-92
 Colvin, Cameron 2004-05-06-07
 Conner, Andy 1988-89-90-91
 Conners, Jack 1972-73
 Cook, George 1917-18-19
 Cook, Melvin 1975-76-77
 Cook, Sam 1913-15
 Cook, Sonny 1999-00
 Cooper, Jason 1997-98-99
 Cooper, Tim 1985-86-87
 Core, Grant 1983
 Corey, Buck 1961-62-63
 Cornell, Anson 1913-15-16
 Cosgrove, Chris 1978-79-81-82
 Cossman, Jim 1914-15-16
 Costa, Nate 2009-10
 Cota, Chad 1991-92-93-94
 Cotton, Al 1998-99
 Couch, Ray 1917-18-19
 Countryman, Jack 1950
 Covington, Jerome 1978-79
 Coyle, David 1995
 Crabtree, Jack 1955-56-57
 Crabtree, Tom 1955-56
 Cramer, Mark 1974-75-76-77
 Crenshaw, Andre 2006-07-08-09
 Cress, Scott 1965-66-67
 Crish, Tony 1940-41-42
 Crites, Ronald 1945
Crosby, Tyrell 2014
 Crowell, Dean 1914-15-16
 Crowley, Rich 1967
 Crowston, Kyle 1991-92
 Crump, David 1995-96
 Cuffel, Hal 1950
 Cullen, Sean 2007
 Culligan, Kevin 1973-74-75
 Culp, David 1983-84
 Culwell, Val 1940-41-42
 Cummins, Jeff 1990-92
 Cunningham, Gunther 1966-67-68
 Cuppolletti, Bruno 1932-33
 Curran, Tom 1991-92-93
 Currie, George 1930
 Curtis, Lynn 1951
 Cusano, David 1986-87-88-89
 Cuttrell, Dave 1994

D

Daich, Austin 2014
 Dairy, Rory 1988-89-90
 Dale, Derrick 1976-77-78
 Dalgleish, D. 1918-19
 Daly, Dan 1977
 Daly, Chip 1994-95-96-97
 Daly, Seaton 1994-95-96-97

Dames, George 1966-67-68
Daniel, TJ 2012-14
 Daniels, Chester 1948
 Daniels, Gary 2001-02
Daniels, Reggie 2013-14
 Daniels, Roger 1956-59
 Daniels, Samuel 1949-50
 Dargan, Erick 2011-12-13-14
 Daugherty, Richard 1950
 Davenport, Richard 1951
 Davis, Don 1977-80-81
 Davis, Drew "D.J." 2007-08-09-10
 Davis, Gary 1964-65
 Davis, Ken 1971-72-073
 Davis, Keith 1971-72-73
 Davis, Robert 1940-41-42
 Davis, Sharrod 2005
 Davis, Todd 1970
 Day, J. 1923
 Day, Tim 2002-03-04-05
 Deadwiler, Derrick 1992-93
 Dean, Lowell 1962-63-64
 DeBisschop, Bobby 1983-84-85-86
 DeCourcay, Keith 1947-48
 Deeds, Cameron 1942
 DeGroot, Tim 1992
 DeLaGrange, Michael 2002-03-04
 Del Biaggio, Bill 1960-61-62
 Delaney, Chad 2011-12-13
 Delegato, Mike 1978-79-80-81
 DeLeon, Pat 1989
 Dennis, Kirk 1986-87-88
 Denton, Carl 1911
 DePalo, Ryan 2004-05-06-07
 Deskin, C. 1945
 Devaney, Dan 1983-84-85-86
 DeVarona, Dave 1965
 DeVries, Stefan 1996-97-98
 Dickson, Ed 2006-07-08-09
 Diederichs, George 1950-51-52
 DiFonzo, Mike 1992-93
 Dills, W. 1925
 Dion, Terry 1977-78-79
 Dittman, David 2004
 DiVincenzo, Mike 2009
 Dixon, Dennis 2004-05-06-07
 Dixon, Dick 1960-61-62
 Dixon, Homer 1925-26-27-29
 Dixon, Issac 2012-13
 Doerr, Kurtis 1999-00
 Doman, Sam 2010
 Donahue, John 1928-29-30
 Donnell, Gerald 1935
 Donnelly, Steve 1972-73-74
 Donnerberg, Joe 1994-95-96
 Donovan, Dennis 1937-38-39
 Donovan, Walter 1945-46
 Dornig, Dale 1983-84
 Dorsey, Quinn 1999-01-03
 Dotur, Steve 1947-48-49
 Doughterty, Lee 1949-50
 Douglass, Doug 1988-89-90-91
 Dockey, Todd 2007
 Dozier, Eric 1989-90
 Dragich, Matt 2005
 Drake, Bill 1969-70-71
 Dresser, James 1978-79
 Drougas, Tom 1969-70-71
 Droughns, Reuben 1998-99
 Dudley, G. 1917
 Duffy, E.J. 1982-83-84-85
 Dugan, George 1942-46
 Dukes, Craig 2002
 Duman, Les 1974-75-76
 Dungy, Eric 2011-12-13
 Dunham, Harold 1950-51-52
 Dunlap, William 1941-42
 Dunmore, Oshay 2013
 Dunn, Bobby 2013
 Dunning, Elliott 1984-87
 Durando, Tim 1977-78-79
 Durbin, Dan 1973
 Dyer, Roy 1939-40-41
 Dykes, Curt 1988-89

E

Eagle, Alex 1932-33-34
 Eaglin, Ray 1965
 Earl, V.D. 1901-02-03-04-05
 Earle, Garrett 1978-80
 East, Kaon-Jabbar 1995-96
 Eastburn, Greg 1976
 Ebanez, Dane 2011-12
 Ebert, Jared 2013
 Ecklund, Brad 1946-47-48
 Edmundson, J. 1896

ALL-TIME OREGON LETTERMEN

Edwards, Alfred 1950
 Edwards, Eric 1995-96-97-98
 Edwards, F.A. 1899
 Edwards, H. 1945
 Edwards, Terrell 1990-91-92
 Edwards, Thomas 1950-51
 Ehret, Frank 1974
 Eichinger, Jon 1986-87
 Ekpre-Olomu, Ife 2011-12-13-14
 Eldart, Don 1950
 Ell, Roy 1940
 Elliott, Charles 1941-42-46
 Elliott, Eric 1984-85-86-87
 Elliott, Thomas 1952
 Ellis, Tim 1980-81-82
 Elms, Arlan 1964-65-66
 Elshire, Erik 2006-07
 Elshire, Neil 1978-79
 Emami, Arash 1997
 Embry, Garrett 2008-09
 Emmons, Frank 1937-38-39
 English, Pat 1978-79-80
 Engstrom, John 1935-36
 Erdley, John 1929-39-31
 Erickson, Leroy 1942
 Ermini, Larry 1975-76
 Ervin, Carl 1950
 Estes, W. 1934-35-36
 Euscher, James 2012
 Eustace, Alan 1971
 Evensen, Matt 2005-06-07-08
 Evenson, Jim 1967

F

Faeteete, David 2004-05-06-07
 Farmer, Teddy 1974
 Farrar, Edward 1934-35-36
 Farris, J.R. 1912
 Farwell, Joe 1989-90-91-92
 Favroth, Charles 2002-03-04
 Feeley, A.J. 1999-00
 Fell, Bill 1959
 Fenton, Carl 1910-11
 Feola, Craig 1976-77
 Fergus, Scott 1998-99
 Ferras, Blake 2008-09
 Ferry, Vince 1990-91-92
 Ficco, Randy 1977-78
 Fife, Jason 2002-03
 Figoni, Jim 1970-71-72
 Figueras, Jalaya 1994-95-96-97
 Figures, Joe 1978-79-80-81
 Filipe, Victor 2004-05
 Finicle, Tim 1979-80
 Finley, James 2005-06
 Finzer, Phil 2001-02
 Fish, Dave 1957-58
 Fisher, Jake 2011-12-13-14
 Fitchett, Monte 1961-63
 Fitzgerald, John 1987-88-89-90
 Fitzgerald, Paul 1985
 FitzPatrick, Devin 1985-86-87-88
 Flanagan, Shawn 2003-04
 Fletcher, Michael 1996-97-98-99
 Fletcher, Stephen 1929-30
 Flint, Morgan 2008-09
 Floberg, Matt 2001-02-03
 Fluke, Dave 1963
 Fooladi, Manoochehr 1971
 Ford, Dwight 1979-80-81-82
 Ford, J. 1899
 Forde, Ayele 2011-12-13-14
 Forer, Max 2009-10
 Forsta, Eiril 1929-30-31
 Forster, Joey 2000-01-02
 Foskett, Bob 1965-66
 Foskett, William 1936-36-38
 Fouts, Dan 1970-71-72
 Fouts, Mike 1976
 Fox, Trevor 2012
 Francis, Russ 1972-73
 Frankel, Josh 1997-99-00
 Franklin, Jim 1967-68-69
 Frary, Howard 1946
 Fraser, Sandy 1957-58-60
 Frease, Don 1969-70-71
Freeman, Royce 2014
 Freiter, Zack 1998-99-00-01
French, Christian 2012-13-14
 French, Gilbert 1929
 Freeman, Dave 1972-73-74
 Freissel, F.M. 1905
 Frizzle, P.T. 1902-03
 Frye, Gardner 1932-33-34
 Fury, Con 1933-34
 Fury, Patrick 1936

G

Gaechter, Mike 1961
 Gaffney, Walter 1953-54
 Gagnon, Roy 1932-33-34
 Gaiser, Rich 1982-83-84
 Gammon, David 1936-38
 Garrett, Dobie 1914-15-16
 Garrett, Kevin 2006-07
 Garrett, Tommy 1974-75
 Garrity, Mike 2014
 Garza, Dan 1946-47-48
 Gassner, Dennis 1967-68-69
 Gaudlen, Richard 1949
 Gebhardt, Ted 1937-38
 Gee, Leighton 1931-32-33
 Geiger, Roy 1976-77
 Gibbs, Jeremy 2006-07
 Gibbs, Ross 1980-81
 Gibilisco, Jack 1949
 Gibson, Cliff 1980-81-82
 Gibson, Dave 1948-49-50
 Gibson, Greg 1974-75
 Giesecke, Ted 1932
 Gilbert, Gary 1986-87-88
 Gildon, Anthony 2007-09-10-11
 Gilliam, Ryan 2004
 Gillis, G. 1945
 Giovanini, Nello 1936-37-38
 Gipson, Aaron 2002-03-04-05
 Gipson, Ronnie 1994-95-96
 Glasper, Willie 2006-07-08-09
 Glass, Leland 1969-70-71
 Gleason, Jack 1967-68-69
 Goldsmith, Vince 1977-78-79-80
 Golka, Darrin 1985-86
 Golpashin, Ramsen 2010-11
 Goodin, F. 1935
 Gooding, Bert 1924
 Gould, Cotter 1926-27-28
 Gould, Ron 1987
 Grady, Scott 2009-10
 Gragg, Jon 1976-77
 Graham, Garret 2000-01-02
 Graham, Tom 1969-70-71
 Gram, H.B. 1921-22
 Grant, Reggie 1975-76-77
 Grasu, Hroniss 2011-12-13-14
 Gray, Michael 1981-82
 Graybeal, Jay 1937-38-39
 Grayson, Dave 1958-59-60
 Graziani, Tony 1994-95-96
 Greatwood, Steve 1977-78-79
 Green, Bob 1969-70-71
 Green, Bobby L. 1972-73-74-75
 Green, Rod 1986-87
 Greenley, Charles 1952-53-54
 Greer, Tony 1927
 Gregg, Mark 1993-94-95-96
 Greig, Mana 2010-11-12-13
 Griffin, Clifford 1941-42-46
 Griffin, Damon 1994-95-96-98
 Grossi, Tony 1984
 Grosz, Dave 1958-59-60
 Grote, Kent 1966-67-68
 Grottkau, Bob 1956-57-58
 Grover, Paul 1957-58
 Gumina, Pete 1957
 Gundy, Lee 1997-98-99-00
 Gunther, Keith 1977
 Guy, Tim 1971-72-73
 Gydesen, Todd 1989-90-91

H

Haake, Chris 1974-76
 Haberly, Brent 2005-06
 Hagemeyer, Josh 2003
 Hagen, Leslie 1948-49
 Hagen, M.C. 1926-27-28
 Hagen, Ryan 2011-12-13
 Hagerty, Ed 1978-79-80-81
 Haggerty, Ancer 1963-64-65
 Haines, Dustin 2010-11-12-13
 Hale, Tom 1956
 Haliski, Chester 1939-40
 Hall, Collin 1989-90
 Hall, Elmer 1910-12-13
 Hall, Marion 1930
 Halt, Earl 1951
 Halverson, Brad 1968-69
 Hammond, R.B. 1905
 Hammond, T. 1899
 Hampton, Kwante 1982-83
 Hamstreet, Matt 1977
 Hanable, Brian 1988-89
 Hanna, Brandon 2009-10-11
 Hanspard, Jermaine 1999-00

Harden, Harold 1926-27
 Hardin, Steve 1991-92-93-94
Hardrick, Rodney 2012-13-14
 Hardy, Ron 1990-91-92
 Hargain, Tony 1987-88-89-90
 Harper, Chris 2008
 Harper, James 1984-85-86-87
 Harper, Matthew 2006-07
 Harrington, Joey 1999-00-01
 Harrington, John 1967-68-69
 Harris, Cliff 2009-10-11
 Harris, Hymie 1939-46
 Harris, Jim 1939-40
 Harris, Ra'Shon 2005-06-07-08
 Harris, Ronnie 1990-91-92
 Hart, Taylor 2010-11-12-13
 Harter, Scott 1986
 Hartley, Tony 1996-97-98-99
 Haskins, Robb 1964-65
 Hathaway, M. 1945
 Hatton, H. 1929
 Haugum, Dan 1970-71
 Havili-Heimuli, Ricky 2010-11-12-13
 Hawk, Bob 1969
 Hawkins, Brian 1987
 Hawkins, Daryle 2010-11-12-13
 Hay, Duncan 1967
 Hay, Kirk 1968-69
 Hayden, Henry 1931
 Hayes, Liam 1989-90
 Haynes, David 1976-77
 Haynes, Donald 1997-98
 Haynes, Gerald 1979-81
 Heamish, Masi 1997-98
 Heard, Bob 1957-58
 Hearn, Stan 1968-69
 Heberlein, Jim 1972-74
 Heckman, Rob 1989
 Hedgepeth, Donald 1951-52-53
 Hedges, Keith 1967-68
 Helfrich, Pat 1965-66
 Henderson, Jack 1975-76-77
 Hendrickson, Lynn 1966-67
 Herd, Greg 1971-72-73
 Herman, Doug 1981-82-83-84
 Heron, Lachlan 1965-66
 Herr, Steve 1971
 Herron, Dale 1960
 Heusner, William 1912
 Hickey, Chuck 1976-77
 Hicks, Clifford 1985-86
 Hicks, Kevin 1982-83
 Hickson, Rove 1973
 Higbee, Jeff 1972
 Hilbert, Steve 1967-68
 Hildreth, Omri 1966-67-68
 Hilfiker, John 1955
 Hill, Dana 1982
 Hill, Francis 1929
 Hill, Larry 1961-62-63
 Hill, Tony 1982-84-85
 Hill, Troy 2011-12-13-14
 Hillstrom, Spike 1955-56
 Hines, Burton 1949
 Hinkle, Bryan 1977-78-79-80
 Hirbolt, F. 1894-96
 Ho-Ching, Herman 1998-99
 Hodge, Jibri 1995-96
 Hodgen, Beryl 1925-26-27
 Hodges, Cecil 1951-52-53
 Hoffman, Bill 1976-77-78
 Hoffman, Justin 2009-10-11-12
 Hoggensen, Greg 1978-79-80-81
 Holcomb, Ben 1947-48
 Holden, William 1913
 Holeman, Emile 1950
 Holland, Barney 1952-53
 Holland, Jamere 2008-09
 Holland, Marlan 1956-57-58
Hollins, Justin 2014
 Holman, Scott 1984-85
 Holmes, Garrett 1985-86
 Holmes, Jordan 2007-08-09-10
 Holt, Donald 1952-54
 Holub, Thad 1990
 Honeycutt, Michael 1978-79
 Hoopaugh, Michael 1990
 Horne, Richard 1939-40
 Horton, Derek 1986-87-88-89
 Horyna, Larry 1963
 Hosey, Devon 1990-92
 Howard, Martin 1920-21
 Howell, Drew 2010-11-12-13
 Howington, Heath 1991-92-93
 Howry, Keenan 1999-00-01-02
 Hucko, Jacob 2005-06-07-08

Hudetzy, Bob 1980-82-83-84
 Hudnell, Ricardo 1976-77-78
 Hudson, Jim 1975-76
 Huff, Josh 2010-11-12-13
 Hug, C.W. 1904-05-06
 Hughes, Bernie 1931-32-33
 Hughes, Samuel 2002-04
 Hulbert, Ed 1983-84-85-86
 Hull, Larry 1949-50
Hunt, Cameron 2013-14
 Hunt, John 1917-18-19
 Hunt, Rick 1987-88-89
 Hunt, Ron 1972-73-74-75
 Hunter, Eric 1987
 Huntington, C.A. 1914-15-16
 Huntington, Shy 1914-15-16
 Huntington, Hollis 1916-18-19
 Hurd, L.C., 1905-06-10
 Hurney, Andrew 1934-35
 Hurst, Bill 1974-75
 Husk, Ronald 1937
 Husko, Chris 1986-87-88
 Huston, Joseph 1935-36-37
 Huston, O.B. 1910

I

Imwalle, Dick 1961-62-63
 Inman, Jerry 1964-65
 Irvin, Tyrell 2009-10
 Isberg, Leonard 1939-40
 Iverson, Duke 1940-41-42-46
 Ivory, Jim 1970

J

Jackson, Alan 1983
 Jackson, Brian 2010-11-12-13
 Jackson, Bryant 1993-94-95-96
 Jackson, Curtis 1978-79-80
 Jackson, Dennis 1961
 Jackson, Eugene 1991-92-93-95
 Jackson, Morris 1940-41
 Jackson III, Talmadge 2007-08-09-10
 Jackson, Terrell 2005
 Jackson, Titus 2006-07-08-09
 Jacobberger, Francis 1918-19-20
 Jacobberger, Vince 1919
 Jacobson, Erling 1938-39-40
 Jacobson, Leif 1935-36
 Jacques, James 1952
 Jakway, B.S. 1899-1900
 James, Dick 1953-54-55
 James, LaMichael 2009-10-11
 James, Mark 1980-81
 Jamison, Homer 1910
 Jaraczski, Jeff 1981
 Jelks, A.J. 1994-95-96-97
 Jensen, Bjarne 1986-87-88-89
 Jensen, Bruce 1975-76-77
 Jensen, Paul 1992-93-94-95
 Jensen, Roy 1937-38-39
 Jensen, Steve 1983-84
 Jesse, N. 1929
 Jessie, James 1991-92
 Jodoi, Mike 1971-72-73
 Johannsen, Eric 1994
 Johnson, Ben 1952
 Johnson, Brian 1999-00
 Johnson, Bruce 1970-71
 Johnson, Carl 1924-25-26-27
 Johnson, DeWayne 1945-47-48-49
 Johnson, Don 1972-73-74-75
 Johnson, Eric 2002
 Johnson, Harry 1953-54-55
 Johnson, Jeremiah 2005-06-07-08
 Johnson, Jim 1976-78
 Johnson, La'Daria 1980-81-82-83
 Johnson, Marvin 2007-08-09-10
 Johnson, Michael 1981
 Johnson, Mike 1968-69-70
 Johnson, Pat 1994-95-96-97
 Johnson, R. 1929
 Johnson, Ray 1962-63
 Johnson, Roger 1940
 Johnson, Ron 1983-84-85
 Johnson, Steve 1980-81-82
 Johnson, Swede 1945-47-48-49
 Johnson, Terry 1922
 Johnson, Ward 1921-22
 Johnson, Wayne A. 1974-75
 Johnson, Wayne L. 1951-52
Johnstone, Tyler 2012-13
 Joiner, Tamoni 1997-98-99
 Jollymour, Doug 1979-80-81
 Jones, Anthony 1989-90-91-92
 Jones, Buddington 1933-34-35
 Jones, Cleveland 1959-60
 Jones, Derrick 2007

Jones, Dwayne 1991-92-93-94
 Jones, Ernest 1990-91-92-93
 Jones, J.E. 1912
 Jones, Josh 2000
 Jones, Lynn 1925-26-27
 Jones, Ron 1961-62-63
 Jones, Steve 1966
 Jones, Terrance 1979-80-81-82
 Jordan, Dion 2009-10-11-12
 Jordan, Lin 1922
 Jordan, Reggie 1993-94-95-96
 Jorgensen, Mike 1981-82-83-84
 Josephson, Jim 1960-61-62
 Judge, Doug 1982-83-84-85
 Jumper, Brandon 1988-90-91
 Jurich, Jerry 1976

K

Ka'ai, Koa 2012-13
 Kaanapu, Todd 1987-88-89-90
 Kaddu, Josh 2008-09-10-11
 Kafovalu, David 2012-13
 Kaiser, C.E. 2007-08-09-10
 Kam, Justin 2009
 Kamalani, Keloni 2010-11
 Kaminski, Dale 1976-77-78
 Kamp, Sam 2012-13-14
 Kane, Rick 1973-74
 Kanehe, Milt 1962-63
 Kantola, Steve 1967-68-69
 Karnofski, Raymond 1949-50-51
 Katz, Dan 1998-99-00
 Kauffman, John 1945-46-47
 Kaumeyer, Thom 1987-88
 Kause, Dan 2003-04-05-06
 Kaylor, Craig 1981-82-84
 Kearns, Bert 1924-25-26-27
 Kearns, Mark 1986-87-88-89
 Keele, Tom 1957-58-59
 Keeling, Ryan 2005-06-07
 Keene, C.W. 1895
 Keeney, Robert 1926-27
 Keeter, Mike 1990
 Kelemen, Ngalu 1989-90
 Kelikipi, Wade 2010-11-12-13
 Keller, Dennis 1962-63-64
 Keller, John 1954
 Kelley, BJ 2012-13
 Kellogg, Jeff 1975-76
 Kellogg, R.N. 1909-10-11-12
 Kemp, Steve 1989-90
 Kempt, Cody 2007
 Kendall, Jeff 2005-06-07-08
 Kennybrew, Adam 1999-00
 Kennedy, Donald 1936-37
 Kennedy, Michael 1978
 Kent, Jerry 1991-92
 Kent, Jordan 2005-06
 Kerney, Reggie 2003
 Kerr, Johnny 1974
 Kerron, S.M. 1904-05
 Kershner, Jerry 1955-56-57
 Kesler, Michael 1978-79
 Kessler, Shane 1990
 Keyes, A.K. 2000-01
 Kimbrough, Alden 1957-58-59
 King, Eugene 1982-83
 King, George 1920-21-22
 Kirtley, E. 1923
 Kish, Mike 1966-68-69
 Kitzmiller, John 1928-29-30
 Klaasen, Ryan 1995-96-97
 Kleffner, Steve 1976-77-78
 Klein, Harold 1978
 Klein, Ken 1965-66
 Klews, Michael 1994-97-98
 Knebel, Robin 2002-03-04
 Knickrehm, Gus 1949-50
 Knowles, Aaron 2005-06
 Knox, R.R. 1896-98-99
 Koch, Robert 1941-46-47
 Koker, Tony 1991-92
 Kollias, Louis 1951
 Kollmann, Jim 1964-65-66
 Kostka, Stan 1932
 Kozak, Kyle 1987-89
 Kozak, Scott 1985-86-87-88
 Kubitz, Jeff 1979-80
 Kufferman, Merritt 1941-42
 Kunzman, Todd 1987-88-89
 Kuykendall, D. 1896-97

L

LaBounty, Matt 1988-89-90-91
 Lacau, Jean 1936
 Lackaff, Fred 1975-76

Lainhart, Porter
Laiolo, Kim 1969-70
Laird, Charles 1952-53
LaMar, Ralph 1974
Lance, Larry 1937-38
Lane, Jack 1954
Larkin, Matt 2006-07-08
Lassalle, Dale 1935-36-37
Latham, Hugh 1920-21-22-23
Latimer, Derien 1996-97-98-99
Latourette, E.C. 1910-11-12
Latourette, J.H. 1904-05
Laudenslager, Don 1957-58-59
Laudenslager, Gayle 1962
Laughlin, Barkley 1922
Laughlin, Pete 1977-78
Lawler, Ken 1978
Lawrence, Bob 1965-66-67
Lawson, Russell 1987-88-89
Leaf, Brady 2004-05-06-07
Leavitt, H. 1925
Lee, Clyde 1941
Lee, Todd 1982-83
Leicht, Jake 1945-46-47
Leighton, Tim 1973-74-75
Lemons, Brent 1975
Leslie, Earl 1919-20-21
Leslie, Keith 1917-18-19
Leupold, Chris 1986-87-89
Lewis, Danté 1993-95
Lewis, Delton 1970
Lewis, Javes 2008-09-10
Lewis, Keith 2000-01-02-03
Lewis, Malachi 2007-08-09-10
Lewis, Mark 2005-06-07-08
Lewis, Reggie 1972-73
Lewis, Tom 1968-69
Lewis, Woodley 1948-49
Lewman, Chris 1998
LiaBraaten, Nate 2003-04-05
Lightfoot, Dave 1971
Lillie, Jerome 1928-29-30
Linden, Jim 1956-57-58
Lindsey, Greg 1968, 72-73
Line, Josh 1999-00-01
Linehan, Cole 2005-06-07-08
Littlejohn, Bryson 2009-10
Lively, Keith 1972-73
Lloyd, Harold 1944
Lockie, Jeff 2013-14
Lofrano, Matt 1994-95-96
Loftin, Ryan 2001-02-03-04
Lokombo, Boseko 2010-11-12-13
Lombardi, Mike 1976-77
Londahl, John 1929
Long, Devan 2002-03-04-05
Long, Kyle 2012
Lopez, Ray 1934-35
Loughlin, Bart 1921
Loumena, Henri 1955-56
Lousi, Hanitell 2014
Love, Hank 1974
Loville, Derek 1986-87-88-89
Lowder, Bill 1979-80-81-82
Lowe, David G. 1954
Lowe, Keanon 2011-12-13-14
Lowe, Rourke 1978-80-81-82
Loyd, Johnathan 2014
Lucas, Enoka 2003-04-05-06
Lucas, P. 1929
Luger, John 1967-68
Luna, George 1959
Lung, Raymond 1949-50
Lusk, Kevin 1980-81-82
Lyerla, Colt 2011-12
Lyman, Ronald 1950-51-52
Lyon, Thomas 1951-52

M

Ma Sun, Palauni 2005-06
Maas, Jason 1996-97-98
Mabee, Donald 1938-39-40
Macey, Glen 1917-18
MacLeod, Jack 1952
MacLeod, Matt 1984-85-86
MacRae, Jeff 1965-66-67
Mack, Alex 1983-84-85
Maddock, C.R. 1917-18
Maehl, Jeff 2007-08-09-10
Main, W.S. 1910-11-12
Maison, H.G. 1917-18
Malarkey, Leo 1913-14-15-16
Malarkey, Robert 1915-16
Maldonado, Alejandro 2011-12-13
Malepeai, Pulou 1993-94-95
Malepeai, Silila 1990-91-93-94

Malepeai, Tasi 1994-95-96
Maley, Dave 1983-84-85-86
Mallard, Wesly 1998-99-00-01
Maloata, Austin 2014
Malone, Derrick 2011-12-13-14
Maloney, Dennis 1963
Manerud, C.R. 1919
Mangum, Harold 1926-27
Manley, Dexter 2006
Mansfield, Joe 1984-85-86
Manuel, Fred 1970-71
Mariota, Marcus 2012-13-14
Markulis, Nick 1954-55-56
Marshall, Byron 2012-13-14
Marshall, Greg 1968-69-70
Marshall, Rob 1984-85-86
Martin, Anthony 1997-98
Martin, David 2002-03
Martin, George 1972-73-74
Martin, Henderson 1972-73-74
Martin, Matt 1991-92
Martin, Ron 1962-63-64
Martinez, Paul 2003-05-06
Martinez, Raul 1975-76
Masoli, Jeremiah 2008-09
Mason, David 1927-28-29
Massey, David 1990-91-92-93
Mathews, F. 1894-95
Mathews, Jamey 1978-79-80
Mathis, Dior 2011-12-13-14
Matson, Jerry 2002-03-04
Matson, Pat 1963-64-65
Matthews, Casey 2007-08-09-10
Mattice, Ryan 2006
Mattingly, Danny 2014
Mattson, Riley 1959-60
Maule, Gerald 1955
Maurer, Andy 1967-68-69
Maust, Dan 1965
Mautz, C.V. 1918-19
Mautz, Robert 1923-24-25
Maxwell, Marcus 2003-04
Mayther, Bill 1942
McCall, Kevin 1983-84
McCalister, Danny 1981-82-83
McCallum, Gregg 1989-90-91
McCarty, Mike 1984-85
McCauley, Donald 1950-51
McClain, C.A. 1904-05
McClellan, Michael 1989-90
McClonahan, E. 1898-99
McConnell, Mike 1970
McCowan, John 1947-50
McCready, Lynn 1917-18
McCredie, H. 1934
McCullough, Saladin 1996-97
McCutchan, Everett 1927-28
McDougall, Paul 1976-77-78-79
McEnroe, Joe 1974
McEwen, Seth 1999-00-01-02
McGee, Jasper 1954
McGill, Kevin 1978-79-80
McGraw, Gary 2001
McHugh, Phil 1954-55-56
McIntyre, J. 1904-05-10
McJunkin, Tim 1974-75
McKay, John 1948-49
McKean, John 1969-70-71
McKinney, Herm 1958-60
McKinney, H.H. 1905
McKinney, Oliver 1963-64
McLean, Rob 1972
McLemore, Brandon 1996-97-98-99
McLemore, Cristin 1992-93-94-95
McNally, Pat 1973-74
Meade, Dan 1992-93-94
Means, A.G. 1910
Mecham, Curtis 1940-41
Medley, D. 1917-18-19
Meerten, Joe 1986-87-88-89
Mehl, Darrell 1974-75-76
Meister, Herm 1965
Meland, Ted 1946-47-48
Mellum, Darrell 1975-76
Mettler, Rich 1976
Meyer, Bill 1971-72-73
Mezzer, Steve 1945
Michek, Frank 1933-34-35
Mikels, Jerry 1981-82-83-85
Miklancic, Fred 1955-56
Mikulak, Michael 1931-32-33
Milburn, Ted 1988
Miller, Charles 1964-65
Miller, Chris 1983-84-85-86
Miller, Courtney 2001
Miller, Dave 1976

Miller, Frank 1986
Miller, Marcus 2003
Miller, Peter 1946-47
Miller, Terry 1997-98-99
Milligan, J. 1933
Milne, Art 1946-49
Mimnaugh, George 1924-25-26
Missfeldt, Charles 1949-50
Mitchell, Brick 1915-16-17-18
Mitchell, Dan 1990-91
Mitchell, G.J. 1908-09-10-11
Mitchell, Kevin 2000-01-02-03
Mitchell, Ryan 1999-00
Mitchell, Terrance 2011-12-13
Mobley, Richard 1953-54
Mock, Gerald 1951
Moeller, Edward 1929-30-31
Moen, Deke 1997-98-99
Molden, Alex 1992-93-94-95
Molter, Cam 1965-66-67
Mondale, Harry 1951-55-56-57
Mondeaux, Henry 2014
Montgomery, LaRoy 1986
Montgomery, Terrance 2009
Montieth, Orville 1914-15-16
Moore, Bobby 1969-70-71
Moore, Curtis 1994-95-96-97
Moore, Daryl 1975
Moore, Dietrich 1996-97-98-99
Moore, Donovan 1991-92
Moore, Keith 1950
Moore, Parris 2004-05-06
Moore, Steven 2001-02-03
Moore, Vernon 1935-36-37
Moore, G.C. 1904-05-06-07
Moretti, Dave 2000-01-02
Morfitt, Neil 1920-21
Morgan, Dave 1972-73-74-75
Morgan, William 1930-31-32
Morin, William 1945
Morris, Clifford 1937
Morris, Jack 1955-56-57
Morris, Maurice 2000-01
Morris, Raymond 1932-33-34
Morris, Reggie 1969
Morse, Raymond 1934
Moser, Greg 1979-80-81-82
Moshofsky, Ed 1940-41-42
Moshofsky, Gerry 1949-50-51
Moullen, F.C. 1908-09
Mundt, Johnny 2013-14
Murphy, H.D. 1962-63
Murphy, Kory 1973-74-75
Murphy, Ryan 1981
Murphy, Will 2010-11-12
Murphy, William 1946
Muse, Joe 1970-71
Musgrave, Bill 1987-88-89-90
Musgrave, Doug 1991-92
Musgrove, Nick 2011
Mutscher, George 1953
Myles, Cornell 1981

N

Nado, Steve 1977
Naggi, Nathan 1998-99
Needham, Harry 1958-59
Nehl, John 1973-74-75
Nelson, C.E. 1917-18
Nelson, Charles 2014
Nelson, Gerald 1954
Nelson, J.D. 2003-04-05-06
Nelson, Pete 1986-87-88-89
Nelson, Stuart 1940
Nero, Bobby 1998
Nestor, Bud 1938-39
Neuman, Daniel 1945
Nevills, Sam 1948-49
Newland, Bob 1968-69-70
Newman, Anthony 1984-85-86-87
Newquist, James 1941-46-47
Ngata, Haloti 2002-04-05
Nichols, Matt 1997
Nicholson, James 1936-37-38
Nickerson, Carl 1972-74
Nikolaissen, Jim 1966-67-68
Nikolao, Jason 1997-98-99-00
Nilson, Henry 1936-37-38
Nilsson, E. 1931-32-33
Nolan, Mike 1978-79-80
Nolan, Virgil 1912
Novacio, Anthony 1946
Novikoff, Tom 1951-52
Nowling, Russell 1941-42
Nutt, James 1979-80
Nutting, Kim 1975-76-77

Nwamou, Enyi 1999

O

Oas, Robert 1946-47-48
Obee, Terry 1986-87-88-89
O'Berry, Herman 1991-92-94
Obertauffer, R. 1907-08-09
O'Brine, Rod 1986
O'Conner, Steve 1987-88-89-90
O'Connor, Grady 1992-93
Ogburn, Reggie 1979-80
Okken, Jon 1990
Oldham, Chris 1987-88-89
Oldham, Hugh 1965
Olipant, Kenneth 1941-42
Oliver, Muhammad 1990-91
Olshansky, Igor 2001-02-03
Olson, Eric 1967-68
Olson, Monte 1981
O'Neil, Danny 1991-92-93-94
O'Neill, Donald 1941
Ord, Arthur 1926-27-28
Ording, Mickey 1960-61-62
Orick, Brent 1984
O'Rourke, Pat 1918
O'Rourke, Randy 1981-82
Osborne, Charles 1955-57
Osterkamp, Rich 1970-71
O'Toole, Bill 1964-65
Otto, Dean 1984-85
Overall, Timothy 1975
Owens, Michael 1981-83
Oxman, Thomas 1941

P

Page, Andrew 1979
Page, Ken 1977-78
Palm, Bob 1972-73-74
Palm, Les 1964-65-66
Palm, Ray 1963-64-65
Palmer, Jeff 2009-10-11-12
Pamplin, Rocky 1968-69
Park, Ted 1929
Parke, Robert 1932-33-34
Parke, William 1930-31
Parker, Kevin 1995-96-97-98
Parker, Samie 2000-01-02-03
Parker, Tim 1984-85-86-87
Parks, Henry 1975-76
Parson, Charles 1921-22
Parsons, Jerry 1964
Parsons, John 1913-14-15
Patera, Jack 1951-52-53-54
Patrick, Richard 1949-50-51
Patterson, Avery 2010-11-12-13
Patton, Herschel 1940-41
Patu, Saul 1997-98-99-00
Paulson, David 2009-10-11
Paxton, Richard 1949
Payne, C.A. 1899
Payne, Greg 1998
Paysinger, Brian 2004-05-06-07
Paysinger, Spencer 2007-08-09-10
Pedrini, Nino 1966-67
Peelle, Justin 1998-99-00-01
Pellum, Don 1982-83-84
Penso, Marc 1989
Pepelnjak, George 1932-33-34
Peppers, Chad 2009-10
Perryman, Jerome 1995
Perry-Smith, Ryan 1993-94-95-96
Persons, Tom 1972
Peters, Merle 1937-38-39
Peterson, Bob 1957-58-59
Peterson, Keith 1952
Peterson, Kent 1959-60-61
Pettingell, Ralph 1968-69-70
Pew, Jeff 1981-82
Pflugrad, Aaron 2007-08
Pheister, Ron 1952-53-54
Phelps, Leroy 1956-57
Philbin, Dave 1915
Phillips, Blair 2005-06
Phillips, Greg 1990-91
Phillips, Joe 1967-68-69
Philyaw, Dino 1993-94
Phipps, Ryan 2004
Phinisee, Justin 2002-03-04-05
Pica, Wilson 1978
Pieper, Dave 1970-71-72
Pierson, Matt 2013-14
Pinkham, Louis 1908-09
Pisarcik, Jake 2014
Pitcaithley, Alan 1967-68-69
Pittard, William 1935
Pittman, Tate 2002

Plath, Robert 1975-76-77
Pleasant, Eddie 2008-09-10-11
Pocock, Jack 1955-56
Pope, Jon 2004-05-06
Pope, O. 1931-32
Pope, Theodore 1926-27-28
Popovich, Mike 1972-73
Post, Doug 1961-63-64
Potter, James 1954-55
Powell, Dave 1958-59
Powell, Lloyd 1952-54
Powrie, James 1915
Pozzo, Anselmo 1931-33-34
Preacher, Mike 1984-85-86
Prevot, Torrodney 2013-14
Price, Rick 1977-79-80-81
Prince, Billy 1999
Prozinski, Dennis 1960-61-62
Pulido, Danny 1998
Pulver, Mike 1971
Putzier, Rollin 1984-85-86-87

Q

Quillan, Fred 1975-76-77

R

Rach, William 1937
Radcliff, Ed 1977-78
Ragin, Johnny 2014
Ralph, Dan 1982-83
Ramey, Sam 1946
Ranstad, Terry 1968-69-70
Rashad, Ahmad 1968-70-71
Raventos, John 1955-56
Read, Len 1956-57-58
Reed, Andres 2010
Reed, Daryl 1988-89
Reed, Dick 1922-23-24
Reed, John M. 1951-53
Reed, John I. 1973-75-76
Reed, Nick 2005-06-07-08
Reed, Ramone 2001-02-03-04
Reedal, Tom 1978
Reeve, Harold 1951-52-53-54
Reeve, Will 1956-57-58
Reeves, Ray 1970
Reginato, Victor 1937-38-39
Regnier, William 1939-40-41
Reid, Eric 1993-94-95
Reina, Steve 1965-66
Reinhardt, Matt 1994
Reinhart, Bill 1919-20-21
Reiton, Harold 1945
Reitzug, Joe 1988-89-90
Rekofke, Brian 1974-75-76
Remington, Isaac 2011-12
Renfro, Mel 1961-62-63
Rennie, Steve 1969-70-71
Renstrom, Curt 1979
Reynolds, Don 1972-73-74
Reynolds, L. 1925
Reynolds, Robert 1942-45-46
Reynoso, Ian 2003-04-05
Rhea, Floyd 1940-41-42
Rhone, Ed 1980-82-83
Rice, Jackson 2009-10-11-12
Richards, Mark 1963-64-65
Richmond, Rock 1979
Rickert, Rodney 1975-76
Ricketts, Dameron 1993-94-95-96
Ridings, E. 1899
Rieschman, John 1934-35
Rife, Willy 1993-94-95-96
Riffle, Laird 1974-75
Riggs, Frank 1927-28
Riordan, Stanley 1934-35
Risley, Jake 1914-15-16-17
Risley, Victor 1923
Rivera, Edmund 1983-84
Roback, Ryan 1979-80
Roberson, Dave 1968
Roberts, Bob 1947-48-49
Robertson, Andre 1983
Robertson, Dwight 1978-79-80-82
Robertson, Ernie 1938-39
Robertson, Gary 1985-86-87-88
Robertson, Leonard 1936-37-38
Robinson, Darrell 1947-48-49
Robinson, John 1957
Robinson, Kerrell 1987-89-90
Robinson, Louis 1947-48-49
Robinson, Robert 1927-28-29
Robinson, Tyree 2014
Robinson, Tyrell 2013
Roblin, Thomas 1940-41-42
Roche, John 1967

ALL-TIME OREGON LETTERMEN

Rockwell, Bryon 1991-93
Rodrigues, Jake 2013
Rodriguez, Paul 1989-90-91-92
Rogers, Josh 2000-01-02
Roper, Justin 2007-08
Rosario, Dante 2003-04-05-06
Rose, James 1999-00
Rose, Larry 1953-54
Rose, Mike 1959-60-61
Roseberry, Lane 2013
Rosette, John 1975-76
Rotenberg, Sam 1930
Rowe, Kenny 2007-08-09-10
Rowe, Paul 1937
Rowley, Luke 2003
Ruhl, Rich 1992-93-94-95
Rushlow, John 1930
Rust, Jack 1966-67-68

S

Sabol, Garrett 1997-98-99-00
Salcido, Mike 1972
Salisbury, Brett 1991
Samuelson, Albert 1938-39
Sanborn, Paul 1980-81-82
Sanchez, Davis 1997
Sanders, Darius 2004-05-06
Sanders, Robert 1947-48-49
Sanford, Josh 2011
Sax, Moe 1923
Scales, James 2011
Schaffeld, Joe 1957-58
Schmid, Ryan 1998-99-00-01
Schmidt, Mark 1993-94-95-96
Schneider, Aidan 2014
Schneider, Bruce 1967
Schnieders, Bill 1976
Scholer, Gunnar 1974-75-76-77
Scholl, Marc 1965-67
Schuler, Denny 1967-68
Schuller, Zac 2014
Schultz, Irvin 1929-30-31
Schwab, Greg 1983-84-85
Schwab, Rich 1961-62-63
Schwabe, Paul 1980-81-82-83
Schwartz, Geoff 2004-05-06-07
Schwartz, Rick 1977-78-79-80
Scott, Terence 2007-08
Segale, Ray 1939-40-41
Seisay, Chris 2014
Setterlund, Scott 1977-78-79-80
Shaffer, Don 1946
Shanley, Jim 1955-56-57
Sharpe, C.A. 1915
Shattuck, E.P. 1894-95
Shaw, George 1951-52-53-54
Shaw, Ryan 2003-04
Shaw, Wayne 1950-51
Shea, Terry 1967
Shear, Tim 1998
Shearer, W. 1929
Shedrick, Juan 1990-91-92-93
Sheehy, J.S. 1918
Sheldon, Dean 1949
Shepard, Scott 1980-82-83
Shepherd, James 1941-42
Sherman, Jeff 1991-92-93-94
Sherman, Keith 1966-67-68
Shields, Archie 1920-21-22
Shields, Floyd 1921-22
Shields, Gene 1923-24-25
Shields, M. 1928-29
Showalter, Riley 2007-08-09
Shur, Nick 1967-68
Siavii, Junior 2002-03
Siegel, Jared 2001-02-03-04
Siegnier, Mitch 1992-93-94
Sikora, Michael 1951
Siler, Fred 1958-59
Simmons, Harold 1950-52
Simpson, Jeff 1997
Simpson, Ron 1967
Sinclair, Albert 1923-25-26
Sinclair, Cam 1967-68-69
Singleton, Daryl 1987-88-89-90
Singleton, Herb 1973
Sirmon, Peter 1996-97-98-99
Skinner, Kenyon 1935-36
Slapnicka, Tim 1972-73-74
Slauson, Edgar 1926
Slender, George 1955
Sloan, Donald 1950-51-52
Slymen, Mark 1991-93-94
Smalley, Kai 2001-02
Smetana, Drew 1983-84-85
Smith, Akili 1997-98

Smith, Bill 1965-66
Smith, Brad 1983-84-85-86
Smith, Caleb 1996-97-98-99
Smith, Dane 1967-69
Smith, Daryle 1990-91
Smith, Jim 1965-66-67
Smith, Joshua 1995-96-97
Smith, Matt 1998-99-00
Smith, Onterio 2001-02
Smith, Robert 1937-38-39
Smith, Roger 1966-67-68
Smith, R.S. 1896-97-98-99
Smith, Sherman 1924-25-26
Smith, Steve 1998-99-00-01
Smith, Tim 1978-79
Snidow, Ron 1960-61-62
Snyder, Adam 2001-02-03-04
Snyder, Bruce 1960-62
Snyder, W.C. 1914-15-16
Solomona, Chris 2003-04
So'alo, Pat 2006-07
Sovereign, Jack 1963-66
Spates, Demetrius 2003-04-05
Spaulding, J. 1899
Spear, Charles 1929
Spear, Mark 1987-88-90
Spear, William 1922
Specht, Greg 1970-71-72
Speed, Mike 2005-06-07-08
Speetzen, Rodney 1937
Spellman, Bert 1914-15-16
Spence, Blake 1994-95-96-97
Spencer, C.A. 1905
Spickerman, Brenton 2010
Springs, Arrior 2014
Stadelman, George 1927-28-29
Stahlhut, Roger 1965-66
Stambaugh, Jack 1968-69-70
Stanford, Dwayne 2012-14
Stanton, Blake 2012-13
Stanton, Don 1946-47-48
Starck, Justin 1992-93
Starr, Bob 1982
Starr, R. 1898-99
Steber, Bill 1969-70-71
Steepin, Matt 1993-95
Steers, Henry 1942
Steers, W.H. 1917-18-19-20
Stefanick, Jeff 1984-85-86-87
Steimer, Eric 2005-06-07
Steitz, Nick 2001-02-03-04
Stensland, Garry 1961
Stenstrom, Marsh 1938-39-40
Stelle, Earl 1948-49-50
Stevens, Hamani 2011-12-13-14
Stewart, Jennings 2011-12
Stewart, Jonathan 2005-06-07
Stewart, Marcell 1994
Still, Walace 1947
Stiner, Lon 1953-54-55
Stipanovich, Will 1983-84-85-86
Stoeven, Laurence 1947
Stokes, Clark 1947
Stokes, Tim 1970-71
Stone, Don 1970-71
Stone, Jack 1959
Stone, Kamil 1993
Stoutt, Richard 1952
Stoutt, Robert 1951
Stover, Ron 1956-57-58
Strait, Kyle 1994-95
Stratten, Ron 1961-63
Stringer, Ed 1982-83
Strong, Garren 2004-05-06-07
Stuart, Jim 1938-39-40
Stuckey, Dewitt 2008-09-10-11
Sualua, Leie 1997-98
Sullivan, Corkey 1963-64
Sullivan, Dennis 1951
Sullivan, Donn 1954
Sunia, Andy 1987-88-89-90
Surlis, Leonard 1941-42
Swain, Bill 1960-61
Swain, Jimmie 2014
Swanson, C. 1932-33
Sweetzer, Ken 1951-52-53
Syria, Josh 2007-08

T

Talaeai, Faiva 1999
Talbot, Tom 1984-85-86-87
Talia, Tui 2014
Tapley, Terry 1985
Tarbell, E. 1929
Tarr, Jerry 1960
Tarrow, Bill 1955-56

Tate, Willy 1991-92-93
Tattersall, Jon 1989-90-91-92
Tatum, Doug 1982
Taumoepeau, John 1990-91-92-93
Taylor, C.M. 1909-10
Taylor, Ernest 1980
Taylor, G. 1916
Taylor, Joe 1985-86-87-88
Taylor, Johnny 1988-89-90
Taylor, Kellen 2003
Taylor, Tim 2008-09
Taylor, Zach 2008
Teague, Brian 2011-12-13
Teague, Jon 2005-06-07-08
Tefft, Kolya 1988-89
Tegart, R.L. 1916
Temple, Mark 1931-32-33
Temple, Tim 1964-65-66
Templeton, C.L. 1898-99
Templeton, F.M. 1896-97-1905
Templeton, H.S. 1894-95
Templeton, J.H. 1894
Templeton, Walker 2000
Tergilgas, Harold 1917-18
Terjeson, Jens 1923-24
Terjeson, Ralph 1932-33-34
Terry, Thomas 1941-42
Tetterton, Chris 2001
Thayer, F.V. 1903
Thomas, Aaron 1986-88
Thomas, Bill 1967
Thomas, Charles 1973-74-75
Thomas, Darron 2008-10-11
Thomas, De'Anthony 2011-12-13
Thomas, Ed 1961-62
Thomas, Lance 1989
Thomas, Osborn 1981-82-83
Thomas, Richie 1996-97
Thomas-Dotson, Josh 2004-06
Thomason, Jeff 1988-89-90-91
Thompson, Blake 2011
Thompson, Grant 2012-13-14
Thompson, Laurence 1947
Thompson, Tommy 1990-91-92-93
Thran, Bo 2008-09-10
Thurmond, Walter 2006-07-08-09
Tichenor, Cal 1960
Tobey, Dave 1963-64-65
Toeaina, Matt 2003-04-05-06
Toeaina, Simi 2008-09
Tomlin, Ty 2000-01
Tommeraaon, Cary 1962
Torchia, Peter 1942-46-47
Tourville, Charles 1956-57-58
Townes, Trey 1997
Traut, Marc 1972
Travis, L.M. 1894-85-96
Trovato, Tom 1965-66
Trowbridge, J.F. 1918
Trucks, Anthony 2002-03-04-05
Tschirgi, Josh 2004-05-06-07
Tucker, Keith 1953-54
Tucker, Marley 2001-02-03-04
Tucker, Marshaun 1999-00
Tuerck, W.P. 1915
Tuinei, Lavasier 2009-10-11
Tuitele, A.J. 2004-05-06-07
Tukuafu, Will 2007-08-09
Tupou, Fenuki 2007-08
Turner, Jason 2005-06
Turner, Norval 1972-73-74
Turner, Terrell 2009-10-11
Tyler, Tim 1979-80-81-82
Tyner, Thomas 2013-14

U

Unger, Max 2005-06-07-08
Urell, Dave 1958-59-60

V

Vaccher, Lino 1983-84-85
Valenzuela, Robby 2001-02-03-04
Van Brocklin, Norm 1947-48
Vandiver, Chris 1996-97-98
Van Leuven, Dean 1952-53-53
Van Pelt, George 1940-41
Van Vliet, Maurice 1933-34
Vaughan, Chris 1978
Vaughn, Rahsaan 2011-12
Verdon, Zeth 1985
Veres, Ron 1961
Vernier, Donald 1941
Verutti, Pat 1968-69
Villegas, Nathan 1998-99
Vincent, Chris 2003-04-05-06
Vincent, William 1976-77

Vitus, Otto 1923-24-26-27
Vobora, Andy 1978-79-80-81
Voeller, Evan 2014
Vonderahe, Karl 1921-22-23
Vossmeier, Scott 2001-04

W

Waldon, Cecil 1937-38-39
Walk, Rich 1986
Walker, Dave 1968-69-70
Walker, D.H. 1909-10-11-12
Walker, Isaac 1992-93-94-95
Walker, Joe 2013-14
Walker, Marc 2004
Walker V. 1934
Wallace, Anthony 2011-12
Wallace, William 2010
Walter, Mike 1979-80-81-82
Wangler, Ed 2001-02
Wanner, C.E. 1899
Warberg, Dale 1945
Ward, E.L. 1902
Ward, Rick 1979
Ward, T.J. 2006-07-08-09
Warner, Ken 1982-83-84-85
Warren, John 1926-27
Warren, Paris 2001
Warren, Scott 1928-29
Washington, Kenny 2003-04
Washington, Tony 2011-12-13-14
Wathey, Jim 1967-68-69
Watts, Don 1929-30-31
Watts, H.J. 1901-02
Weatherspoon, Kyle 2003-04-05-06
Weaver, Dan 2000-01-02-03
Weaver, Jed 1996-97-98
Weaver, John 1985
Webb, Art 1971-72-73
Webb, Tom 1977-78
Weber, Arthur 1954-55
Weber, David 1994-95-96-97
Webster, Devall 1979-80-81-82
Webster, Rasuli 1999-00-01-02
Weems, Darrian 2009-10-11
Weems, Thomas 1927-28
Wegner, Ken 1987
Weigel, Al 1959-60-61
Weist, Oscar 1913-15
Welch, Claxton 1966-67-68
Welch, Pete 1957-58
Welch, Todd 1982-83-84
West, M. 1929
West, S. 1929
West, Willie 1957-58-59
Wetzel, Victor 1925-26-27
Wheatley, Ray 1983-84
Wheaton, Kenny 1994-95-96
Wheeler, Ian 2014
Wheeler, J.C. 1955-56-57
Whitaker, Eddie 2004
White, Garth 1995-96-97
White, Jo Jo 1973-74-75
White, Stewart 1957
Whitehead, Terrence 2002-03-04-05
Whitney, Scott 1987-88
Whittle, Ricky 1992-93-94-95
Widlund, C.E. 1910
Wiggins, Paul 1993-94-95-96
Wilchuck, Kurt 1985
Wilcox, Dave 1962-63
Wilcox, Dave G. 1973
Wilcox, John 1958-59
Wilcox, Josh 1993-94-95-96
Wilcox, Justin 1996-97-98-99
Wilcox, Robert 1951
Wilken, Dan 1981-83-84-85
Wilkins, Dick 1948
Willener, Greg 1960-61-62
Willener, John 1957-58-59
Willhite, Kevin 1983-84-85-86
Willhite, Randy 1985-87-88
Williams, Andre 1986-88-89
Williams, Brandon 2010
Williams, B.T. 1917-18-19
Williams, Chad 1994
Williams, Charles 1927-28-29
Williams, Demetrius 2002-03-04-05
Williams, Emmett 1951-52
Williams, Gary 1990-91-92-93
Williams, Jaison 2005-06-07-08
Williams, Jarrod 1950
Williams, Jeff 1981-82-83-84
Williams, Juwaan 2014
Williams, Larry 1976
Williams, Mike 1970
Williams, Mike D. 1974

Williams, Rob 1994-95
Williams, Vince 1977-78-79-81
Willis, Jason 1999-00-01-02
Wills, Chuck 1973-74-75
Wilson, Alan 1934
Wilson, Dale 1963-64-65
Wilson, L. Dow 1917-18-19
Wilson, Elliott 1940-41
Wilson, F. 1898-99
Wilson, G.E. 1921
Wilson, Gordon 1923-24
Wilson K. 1931
Wilson, Lerry 1982-83-84
Wilson, Michael 1987
Winetrou, Art 1939
Winn, Dick 1964-65
Winn, Eric 1994-95-96-97
Winn, Harvey 1970-71
Winn, Mark 1988
Winter, Laurence 1931
Wise, Tim 1982
Wishard, Charles 1931-32-33
Williamson, Bill 1923
Wogan, Matt 2013-14
Wolf, John 1984-85-86
Wong, Warner 1966-67-68
Wood, Harry 1927-28-29
Wood, Jeff 1977-78-79
Woodfill, Stan 1974-75
Woodle, Ira 1926-27-28
Woods, LaMont 1993-94-95-96
Woods, Marcus 1988-89-90-91
Woods, Rodney 2003-05
Woodward, Hugh 1972-73
Woody, Ken 1968-69-70
Wootton, Tom 1966-67-68
Wright, George 2000-01-02
Wright, Darrell 2001-02
Wright, Roderkus 2002
Wynne, Patrick 1941

Y

Yaru, Tom 1973-74-75
Yatsko, Stuart 1978-79-80-81
Yerby, John 1936-37-38
Yim, Bronson 2014
York, Carson 2009-10-11-12
Young, Brett 1986-87-88
Young, Chris 1996-97-98-99
Young, Eugene 1980-81-82
Young, Reggie 1978-79
Young, S.A. 1898-99
Youngblood, Terry 1981-82-83
Youngmayr, Bill 1963
Yruretagoyena, Andre 2014

Z

Zaharie, Geno 1987
Zeigler, F. 1896-97-98-99-00-01
Zemp, Ron 1983-84-85
Zimmerman, Gary 1980-81-82-83
Zinke, Ryan 1980-81-82-83

OREGON FOOTBALL YEAR-BY-YEAR

OREGON FOOTBALL HISTORY

Year	Coach	Captain(s)	W-L-T	PF	PA	Conf.	Year	Coach	Captain(s)	W-L-T	PF	PA	Conf.				
1894	Cal Young/J.A. Church	Frank Mathews	1-2-1	44	30	—	1958	Len Casanova	Ron Stover	4-6-0	93	50	5th				
1895	Percy Benson	H.S. Templeton	4-0-0	62	8	—	1959	Len Casanova	West, Keele, Peterson	8-2-0	209	113	—				
1896	J.F. Frick	J.M. Edmundson	2-1-0	16	16	—											
1897	Joe Smith	R.S. Smith	1-1-0	18	26	—	1960	Len Casanova	Urell, Grosz	7-3-1	206	130	—				
1898	Frank Simpson	R.S. Smith	3-1-0	167	21	—	1961	Len Casanova	Petersen, Bruce	4-6-0	152	112	—				
1899	Frank Simpson	R.S. Smith	3-2-1	102	17	—	1962	Len Casanova	Snidow, Barnett	6-3-1	229	156	—				
							1963	Len Casanova	Renfro, Hill, Imwalle	8-3-0	274	153	—				
1900	Lawrence Kaarsberg	Bernard Jakway	3-3-1	66	44	—											
1901	Warren Smith	F.T. Zeigler	3-4-1	33	44	—	1964	Len Casanova	Berry, Dean	7-2-1	170	107	—				
1902	Marion Dolph	Homer Watts	3-1-3	87	16	—	1965	Len Casanova	Casey, Richards, Tobey	4-5-1	165	186	T6th				
1903	Warren Smith	F.G. Thayer	4-2-1	75	18	—											
1904	R.S. Smith	J.H. Templeton	5-3-0	64	59	—	1966	Len Casanova	Brundage, Carter	3-7-0	118	129	8th				
1905	Bruce Shorts	Jack Latourette	4-2-2	65	39	—	1967	Jerry Frei	J. Smith, Molter	2-8-0	104	193	T7th				
1906	Hugo Bezdek	William Chandler	5-0-1	50	10	—	1968	Jerry Frei	Dames, Hildreth	4-6-0	130	203	T5th				
1907	Gordon Frost	Gordon Moores	5-1-0	100	14	—	1969	Jerry Frei	Philips, Gassner	5-5-1	271	242	5th				
1908	Robert W. Forbes	Fred Moullen	5-2-0	74	52	—											
1909	Robert W. Forbes	Dudley Clarke	3-2-0	69	29	—	1970	Jerry Frei	Blanchard, Coleman, Newland	6-4-1	285	256	T2nd				
1910	Bill Warner	Charles Taylor	4-1-0	171	11	—	1971	Jerry Frei	Figoni, Moore, Rennie	5-6-0	235	286	5th				
1911	Bill Warner	William Main	3-2-0	59	51	—											
1912	Louis Pinkham	Dean Walker	3-4-0	39	77	—	1972	Dick Enright	Game Captains	4-7-0	194	285	T6th				
1913	Hugo Bezdek	Robert Bradshaw	3-3-1	132	54	—	1973	Dick Enright	Jodoin	2-9-0	205	239	T5th				
1914	Hugo Bezdek	John Parsons	4-2-1	113	30	—	1974	Don Read	Turner, Slapnicka	2-9-0	116	330	8th				
1915	Hugo Bezdek	Anse Cornell	7-2-0	203	53	—	1975	Don Read	Johnson, Wills	3-8-0	146	266	6th				
1916	Hugo Bezdek	John Beckett	7-0-1	244	17	T1st	1976	Don Read	Game Captains	4-7-0	144	271	T7th				
1917	Hugo Bezdek	Ray Couch	4-3-0	73	74	4th	1977	Rich Brooks	Game Captains	2-9-0	164	367	7th				
1918	Shy Huntington	Dow Wilson	4-2-0	81	35	2nd	1978	Rich Brooks	Game Captains	2-9-0	173	212	8th				
1919	Shy Huntington	Everett Brandenburg	5-2-0	105	40	1st	1979	Rich Brooks	Game Captains	6-5-0	200	212	T3rd				
1920	Shy Huntington	Williams Steers	3-2-1	37	38	3rd	1980	Rich Brooks	Game Captains	6-3-2	263	193	5th				
1921	Shy Huntington	Martin Howard	5-1-3	145	75	5th	1981	Rich Brooks	Game Captains	2-9-0	155	247	9th				
1922	Shy Huntington	Arche Shields	6-1-1	99	26	2nd	1982	Rich Brooks	Mike Walter	2-8-1	103	223	9th				
1923	Shy Huntington	Hal Chapman	3-4-1	113	66	8th	1983	Rich Brooks	Baack, Johnson	4-6-1	152	224	T6th				
1924	Joe Maddock	Dick Reed	4-3-2	94	66	6th	1984	Rich Brooks	Barnes, Hudetz	6-5-0	241	247	T7th				
1925	R.S. Smith	Bob Mautz	1-5-1	53	108	9th	1985	Rich Brooks	Lew Barnes	5-6-0	273	300	6th				
1926	John McEwan	Albert Sinclair	2-4-1	86	88	6th	1986	Rich Brooks	Miller, Wolf	5-6-0	235	338	7th				
1927	John McEwan	Beryl Hodgen	2-4-1	45	69	8th	1987	Rich Brooks	Newman, Stefanick	6-5-0	228	226	T4th				
1928	John McEwan	George Burnell	9-2-0	234	59	4th	1988	Rich Brooks	Musgrave, Brock, Kaumeyer	6-6-0	296	247	T6th				
1929	John McEwan	David Mason	7-3-0	209	91	T3rd											
							1989	Rich Brooks	Musgrave, Loville, Kearns, Oldham	8-4-0	379	251	T2nd				
1930	C.W. Spears	John Kitzmiller	7-2-0	131	35	4th											
1931	C.W. Spears	Irv Schultz	6-2-2	90	87	3rd											
1932	Prink Callison	Bill Morgan	6-3-1	109	64	5th	1990	Rich Brooks	Musgrave, Dairy	8-4-0	341	221	3rd				
1933	Prink Callison	Bernie Hughes	9-1-0	165	50	T1st	1991	Rich Brooks	Thomason, Farwell	3-8-0	186	248	T9th				
1934	Prink Callison	Morse, Parke	6-4-0	108	98	4th	1992	Rich Brooks	Castle, Cummins, Ferry, Tattersall	6-6-0	265	222	T6th				
1935	Prink Callison	Ross Carter	6-3-0	70	63	T4th											
1936	Prink Callison	Del Bjork	2-6-1	34	96	9th	1993	Rich Brooks	Jones, Tate	5-6-0	278	276	T8th				
1937	Prink Callison	Tony Amato	4-6-0	114	159	8th	1994	Rich Brooks	Game Captains	9-4-0	349	250	1st				
1938	Tex Oliver	None	4-5-0	60	138	5th	1995	Mike Bellotti	Game Captains	9-3-0	326	272	3rd				
1939	Tex Oliver	None	3-4-1	101	74	5th	1996	Mike Bellotti	Game Captains	6-5	378	356	T5th				
							1997	Mike Bellotti	Game Captains	7-5	380	350	T7th				
1940	Tex Oliver	None	4-4-1	100	58	5th	1998	Mike Bellotti	Game Captains	8-4	473	328	T3rd				
1941	Tex Oliver	None	5-5-0	135	177	5th	1999	Mike Bellotti	Game Captains	9-3	410	284	T2nd				
1942	John Warren	None	2-6-0	67	138	8th											
1943	No Football						2000	Mike Bellotti	Game Captains	10-2	351	249	T1st				
1944	No Football						2001	Mike Bellotti	Game Captains	11-1	412	256	1st				
1945	Tex Oliver	Jake Leicht	3-6-0	116	124	7th	2002	Mike Bellotti	Game Captains	7-6	417	362	8th				
1946	Tex Oliver	Duke Iverson	4-4-1	81	118	6th	2003	Mike Bellotti	Game Captains	8-5	356	348	T3rd				
1947	Jim Aiken	Leicht, Newquist, Koch	7-3-0	174	121	T2nd	2004	Mike Bellotti	Game Captains	5-6	282	282	T5th				
							2005	Mike Bellotti	Game Captains	10-2	414	278	2nd				
1948	Jim Aiken	Ecklund, Garza, Stanton	9-2-0	207	103	1st	2006	Mike Bellotti	Game Captains	7-6	383	345	T5th				
							2007	Mike Bellotti	Chung, Dixon, Tuitele, Unger	9-4	496	307	T4th				
1949	Jim Aiken	None	4-6-0	250	219	T6th											
1950	Jim Aiken	Ray Lung	1-9-0	96	213	9th	2008	Mike Bellotti	Chung, J. Johnson, Reed, Unger	10-3	545	367	2nd				
1951	Len Casanova	Sikora, Patrick	2-8-0	124	317	8th											
1952	Len Casanova	Monte Brethauer	2-7-1	112	234	T6th	2009	Chip Kelly	Holmes, Masoli, Thurmond III, Tukuafu	10-3	469	309	1st				
1953	Len Casanova	Emery Barnes	4-5-1	90	85	8th											
1954	Len Casanova	Ron Pheister	6-4-0	218	159	3rd	2010	Chip Kelly	Game Captains	12-1	611	243	1st				
1955	Len Casanova	Lon Stiner	6-4-0	204	158	4th	2011	Chip Kelly	Game Captains	12-2	645	345	1st				
1956	Len Casanova	Phil McHugh	4-4-2	113	102	T4th	2012	Chip Kelly	Game Captains	12-1	610	264	T1st				
1957	Len Casanova	Shanley, Morris, Chapman, Mondale	7-4-0	160	97	T1st	2013	Mark Helfrich	Game Captains	11-2	591	266	T1st				
							2014	Mark Helfrich	Game Captains	13-2	681	353	1st				
							119 Seasons							32 Total Head Coaches		626-477-46 (.565)	

OREGON FOOTBALL YEAR-BY-YEAR GAME RESULTS

CAL YOUNG, J.A. CHURCH**Head Coaches****1894 (1-2-1)**

Albany College	W	44-2
OAC	L	0-16
Portland	L	0-12
Pacific	T	0-0

PERCY BENSON**Head Coach****1895 (4-0)**

at OAC	W	44-0
Willamette	W	8-4
Portland	W	6-4
Willamette	W	6-0

J.F. FRICK**Head Coach****1896 (2-1)**

at OAC	W	2-0
OAC	W	8-4
MAAC	L	6-12

JOE SMITH**Head Coach****1897 (1-1)**

Chemawa Indians	W	10-0
at OAC	L	0-26

FRANK SIMPSON**Head Coach****1898 (3-1)**

Chemawa Indians	W	34-0
Portland	W	95-0
MAAC	L	0-21
OAC	W	38-0

1899 (3-2-1)

N4 Chemawa Indians	W	29-0
N11 MAAC	L	0-5
N18 * California	L	0-12
N21 Ashland Normal	W	35-0
N25 MAAC	T	0-0
N30 at OAC	W	38-0

LAWRENCE KAARSBERG**Head Coach****1900 (3-3-1)**

O27 Capital AC	L	0-5
N3 MAAC	L	0-5
N10 * Stanford	L	0-34
N17 * California	W	2-0
N19 Ashland Normal	W	21-0
N29 MAAC	T	0-0
D1 * Washington	W	43-0

WARREN SMITH**Head Coach****1901 (3-4-1)**

O26 Chemawa Indians	W	11-0
N2 MAAC	L	0-5
N6 Idaho	T	0-0
N9 Washington State	L	0-16
N12 Whitman	L	0-6
N13 Pendleton HS	W	12-0
N28 MAAC	L	0-17
N30 Pacific	W	10-0

MARION DOLPH**Head Coach****1902 (3-1-3)**

O18 Albany	T	0-0
O22 Whitman	W	6-0
N1 Oregon Med. Sch.	W	11-0
N8 OAC	T	0-0
N15 Albany	T	0-0
N21 Pacific	W	70-0
N27 MAAC	L	0-16

WARREN SMITH**Head Coach****1903 (4-2-1)**

O17 Oregon Alumni	W	6-0
O24 Albany College	W	22-0
O31 Willamette	W	37-0
N7 * Washington State	T	0-0
N14 * Washington	L	5-6
N21 at OAC	W	5-0
N26 MAAC	L	0-12

R.S. SMITH**Head Coach****1904 (5-3)**

O8 Oregon Alumni	W	20-0
O12 Albany	W	4-0
O15 Willamette	W	16-0
O22 * California	L	0-12
O29 * Stanford	L	0-35
N12 * Washington	W	18-0
N19 OAC	W	6-5
N24 MAAC	L	0-7

BRUCE SHORTS**Head Coach****1905 (4-2-2)**

O8 Oregon Alumni	W	15-5
O13 * California	T	0-0
O18 * Stanford	L	4-10
O29 Chemawa Indians	W	17-0
N4 Willamette	W	11-6
N11 at OAC	W	6-0
N18 * Washington	T	12-12
N30 MAAC	L	0-6

HUGO BEZDEK**Head Coach****1906 (5-0-1)**

O26 Idaho	W	12-0
N3 Willamette	W	4-0
N17 * Washington	W	16-6
N24 OAC	T	0-0
N30 MAAC	W	8-4
D7 Whitworth	W	10-0

GORDON FROST**Head Coach****1907 (5-1)**

O19 Pacific	W	52-0
O26 Idaho	W	21-5
N2 Willamette	W	11-0
N9 at OAC	L	0-4
N16 * Washington	W	6-0
N28 MAAC	W	10-5

ROBERT W. FORBES**Head Coach****1908 (5-2)**

O17 Oregon Alumni	W	4-0
O24 Willamette	W	15-0
O31 Idaho	W	27-21
N7 Whitworth	L	10-16
N14 * Washington	L	0-15
N21 # OAC	W	8-0
N26 MAAC	W	10-0

1909 (3-2)

O30 Willamette	W	29-0
N6 MAAC	L	0-3
N13 Idaho	W	22-6
N19 at OAC	W	12-0
N25 * Washington	L	6-20

BILL WARNER**Head Coach****1910 (4-1)**

O15 Oregon Alumni	W	16-6
O22 Puget Sound	W	115-0
O29 Idaho	W	29-0
N12 OAC	W	12-0
N24 MAAC	L	0-5

1911 (3-2)

O20 Vancouver Barracks	W	36-0
O27 * Washington State	W	6-0
N4 Whitman	W	8-5
N18 * Washington	L	3-29
N30 MAAC	L	6-17

LOUIS PINKHAM**Head Coach****1912 (3-4)**

O12 Willamette	W	12-0
O19 Whitman	L	0-20
O26 * Washington State	L	0-7
N2 Idaho	W	3-0
N16 * Washington	L	14-30
N23 + OAC	W	3-0
N28 MAAC	L	7-20
+ Played at Albany		

HUGO BEZDEK**Head Coach****1913 (3-3-1)**

O4 Oregon Alumni	W	42-3
O18 Bremerton	W	43-6
O25 Idaho	W	27-0
N1 Willamette	L	3-6
N8 OAC	T	10-10
N15 * Washington	L	7-10
N27 MAAC	L	0-19

1914 (4-2-1)

O10 Whitman	W	29-3
O17 * Washington State	W	7-0
O24 Idaho	W	13-0
O30 Willamette	W	61-0
N14 * Washington	L	0-10
N21 OAC	T	3-3
N26 MAAC	L	0-14

1915 (7-2)

O2 MAAC	L	7-16
O9 * Washington State	L	3-28
O16 Idaho	W	19-7
O23 Whitman	W	21-0
O30 Willamette	W	49-0
N2 Pacific	W	47-0
N3 * USC	W	34-0
N20 at OAC	W	9-0
N25 MAAC	W	15-2

1916 (7-0-1, 2-0-1)

O7 Willamette	W	97-0
O14 MAAC	W	28-0
O21 * California	W	39-14
N4 * Washington	T	0-0
N11 * Washington State	W	12-0
N25 OAC	W	27-0
N29 MAAC	W	27-0
J1 † Pennsylvania	W	14-0
† Rose Bowl		

1917 (4-3, 1-2)

O13 MAAC	W	14-7
O20 * Washington State	L	3-26
O27 Idaho	W	14-0
Willamette	W	14-0
N3 Mare Island	L	0-27
N17 * California	W	21-0
N29 # OAC	L	7-14

SHY HUNTINGTON**Head Coach****1918 (4-2, 2-1)**

O12 MAAC	L	0-20
N2 Foundation	W	41-0
N9 Camp Lewis	W	20-3
N16 OAC	W	13-6
N23 * California	L	0-6
D1 * Washington	W	7-0

1919 (5-2, 2-1)

O11 MAAC	W	23-0
O18 Idaho	W	26-6
N1 * Washington	W	24-13
N8 * Washington State	L	0-7
N15 at OAC	W	9-0
N27 MAAC	W	15-7
J1 † Harvard	L	6-7
† Rose Bowl		

1920 (3-2-1, 1-1-1)

O9 MAAC	W	7-0
O23 Idaho	W	13-7
O30 * Stanford	L	0-10
N13 * Washington	W	17-0
N20 OAC	T	0-0
N25 USC	L	0-21

1921 (5-1-3, 0-1-2)

O1 Willamette	W	7-3
O8 Pacific	W	21-7
O15 Idaho	T	7-7
O22 * California	L	0-39
N5 * Washington State	T	7-7
N12 MAAC	W	21-7
N19 at OAC	T	0-0
D26 Hawaii	W	47-0
J1 Pearl Harbor	W	35-5

OREGON FOOTBALL YEAR-BY-YEAR GAME RESULTS

1922 (6-1-1, 3-0-1)

O7	Willamette	W	37-0
O14	MAAC	L	0-20
O20	Whitman	W	6-3
O28	Idaho	W	6-3
N4	Pacific	W	27-0
N11	* Washington State	W	13-0
N18	OAC	W	10-0
N30	* Washington	T	3-3

1923 (3-4-1, 0-4-1)

S30	Willamette	W	40-0
O13	Pacific	W	35-7
O18	Whitman	W	21-0
O27	Idaho	T	0-0
N3	* Washington State	L	7-13
N10	* Stanford	L	3-14
N24	at OAC	L	0-6
D1	* Washington	L	7-26

JOE MADDOCK**Head Coach****1924 (4-3-2, 2-2-1)**

O4	Willamette	T	0-0
O11	Pacific	W	20-0
O18	* Stanford	L	13-28
O25	Whitman	W	40-6
N1	* Washington	W	7-3
N8	Idaho	L	0-13
N15	* Washington State	T	7-7
N22	OAC	W	7-3
N29	MAAC	L	0-6

RICHARD SMITH**Head Coach****1925 (1-5-1, 0-5)**

O3	at MAAC	T	0-0
O10	at Idaho	L	0-6
O17	at Pacific	W	13-0
O24	* at California	L	0-28
O31	at Stanford	L	35-13
N14	OAC	L	13-24
N26	* at Washington	L	14-15

JOHN MCEWAN**Head Coach****1926 (2-4-1, 1-4)**

S25	at Willamette	W	44-0
O2	Pacific	T	0-0
O9	* Washington	L	9-23
O23	* at Stanford	L	12-29
O30	* at California	W	21-13
N13	* at Washington State	L	0-7
N20	at OAC	L	0-16

1927 (2-4-1, 0-4-1)

S25	Linfield	W	7-0
O1	Pacific	W	31-6
O8	Idaho	T	0-0
O15	* California (Portland)	L	0-16
O29	* at Stanford	L	0-19
N11	* Oregon State	L	7-21
N24	at Washington	L	0-7

1928 (9-2, 4-2)

S30	Pacific	W	45-0
O6	* Stanford	L	12-26
O13	Willamette	W	38-6
O20	* Washington	W	27-0
O27	Western Oregon	W	24-0
N3	* California	L	0-13
N17	* Oregon State	W	12-0
N24	Montana	W	31-6
N29	* UCLA	W	26-6
D25	Honolulu	W	13-2
J1	Hawaii	W	6-0

1929 (7-3, 4-1)

S29	Pacific	W	58-0
O5	* at Stanford	L	7-33
O12	Willamette	W	34-0
O19	Idaho (Portland)	W	34-7
O26	* at Washington	W	14-0
N2	* UCLA	W	27-0
N16	* Oregon State	W	16-0
N23	at Hawaii	W	7-0
N28	at St. Mary's	L	6-31
D7	at Florida	L	6-20

C.W. SPEARS**Head Coach****1930 (7-2, 3-1)**

S15	Pacific	W	20-0
S22	Willamette	W	51-0
S29	Linfield	W	6-0
O4	at Drake	W	14-7
O18	* Washington (Portland)	W	7-0
O25	Idaho	W	20-6
N8	* UCLA	W	7-0
N15	* at Oregon State	L	0-15
N27	at St. Mary's	L	6-7

1931 (6-2-2, 3-1-1)

S20	Western Oregon	W	21-6
S27	Willamette	W	20-0
O3	Idaho (Portland)	W	9-0
O10	* at Washington	W	13-0
O17	* at USC	L	0-53
O24	at North Dakota	T	0-0
O31	at NYU	W	14-6
N14	* Oregon State	T	0-0
N21	* at UCLA	W	13-6
N26	at St. Mary's	L	0-16

PRINK CALLISON**Head Coach****1932 (6-3-1, 2-2-1)**

S23	Pacific	W	26-6
O1	Santa Clara	W	7-0
O8	* Washington (Portland)	T	0-0
O15	* at UCLA	L	7-12
O22	at Idaho	W	32-0
O29	Gonzaga	W	13-0
N5	* at Oregon State	W	12-6
N12	* at USC	L	0-33
N24	at St. Mary's	L	0-7
D17	at Louisiana State	W	12-0

1933 (9-1, 4-1)

S23	Linfield	W	53-0
S30	at Gonzaga	W	14-0
O7	Columbia	W	14-7
O14	* at Washington	W	6-0
O20	Idaho	W	19-0
O28	* at UCLA	W	7-0
N4	Utah	W	26-7
N11	* at Oregon State	W	13-3
N18	* at USC	L	0-26
N30	at St. Mary's	W	13-7

1934 (6-4, 4-2)

S23	Gonzaga	W	13-0
S30	* UCLA (Portland)	W	26-3
O13	* Washington (Portland)	L	6-16
O20	at Idaho	W	13-6
O27	at Utah	W	8-7
N3	Montana	W	13-0
N10	* Oregon State	W	9-6
N17	* at USC	L	0-33
N29	at St. Mary's	L	7-13
D15	at Louisiana State	L	13-14

1935 (6-3, 3-2)

S28	Gonzaga (Portland)	W	18-0
O5	Utah	W	6-0
O12	* California (Portland)	L	0-6
O19	Idaho	W	14-0
O26	* at UCLA	L	6-33
N9	* Oregon State	W	13-0
N16	at Portland	W	6-0
N23	* at Washington	W	7-0
D7	at St. Mary's	L	0-18

1936 (2-6-1, 1-6-1)

S25	Portland	W	14-0
O3	* at USC	L	0-26
O10	* at Stanford	T	7-7
O17	Idaho (Portland)	W	13-0
O24	* Washington State	L	0-3
O31	* Washington (Portland)	L	0-7
N7	* UCLA (Portland)	L	0-7
N14	* at California	L	0-28
N21	* at Oregon State	L	0-18

1937 (4-6, 2-5)

S24	* at UCLA	L	13-26
O2	* Stanford	W	7-6
O9	at Gonzaga	W	40-6
O16	* at USC	L	14-34
O23	* Oregon State	L	0-14
N6	* Washington State	W	10-6
N13	* California (Portland)	L	0-26
N20	* at Washington	L	0-14
N27	at U.S. Marines	W	24-6
D4	at Arizona	L	6-20

TEX OLIVER**Head Coach****1938 (4-5, 4-4)**

S24	at Washington State	W	10-2
O1	* UCLA	W	14-12
O15	at Stanford	L	16-27
O22	at Fordham	L	0-26
O29	* USC	L	7-31
N5	Idaho	W	19-6
N12	at California	L	0-20
N19	* Washington (Portland)	W	3-0
N26	* Oregon State (Portland)	L	0-14

1939 (3-4-1, 3-3-1)

S30	* at USC	T	7-7
O7	* Stanford (Portland)	W	10-0
O14	at California	W	6-0
O21	Gonzaga	L	7-12
O28	* at UCLA	L	6-16
N4	* Washington State	W	39-0
N11	* Oregon State	L	14-19
N25	* at Washington	L	13-20

1940 (4-4-1, 3-4-1)

S27	U.S. Marines	W	12-2
O5	* at Stanford	L	0-13
O12	* Washington (Portland)	L	0-10
O19	* at USC	L	0-13
O26	* at Washington State	T	6-6
N2	Montana	W	38-0
N9	* UCLA	W	18-0
N16	* at California	L	6-14
N30	* at Oregon State	W	20-0

1941 (5-5, 4-4)

S27	* at Stanford	L	15-19
O3	Idaho	W	21-7
O11	* at USC	W	20-6
O18	* California (Portland)	W	19-7
O25	* at UCLA	L	7-14
N1	* Washington State	L	0-13
N11	Santa Clara (Portland)	W	21-19
N22	* at Washington	W	19-16
N29	* Oregon State	L	7-12
D6	at Texas	L	7-71

JOHN WARREN**Head Coach****1942 (2-6, 2-5)**

S26	Navy Pre-Flight (Portland)	L	9-10
O3	* at Washington State	L	0-7
O10	* Washington (Portland)	L	7-15
O24	Idaho	W	28-0
O31	* at California	L	7-20
N7	* UCLA	W	14-7
N14	* at USC	L	0-40
N21	* at Oregon State	L	2-39

TEX OLIVER**Head Coach****1945 (3-6, 3-6)**

S29	* at Washington	L	6-20
O6	Idaho	W	33-7
O13	* at Oregon State	L	6-19
O20	* Washington State	W	26-13
O27	* at UCLA	L	0-12
N3	* Washington (Portland)	L	0-7
N10	* at Washington State	L	13-20
N17	* at California	W	20-13
D1	* Oregon State	L	12-13

1946 (4-4-1, 3-4-1)

S28	Pacific	W	7-6
O5	* at California	W	14-13
O12	Montana	W	34-0
O19	* Washington State	T	0-0
O26	at Idaho	W	26-13
N2	* at USC	L	0-43
N9	* UCLA (Portland)	L	0-14
N16	* at Washington	L	0-16
N23	* at Oregon State	L	0-13

OREGON FOOTBALL YEAR-BY-YEAR GAME RESULTS

JIM AIKEN**Head Coach****1947 (7-3, 5-1)**

S20	Montana State	W	27-14
S27	Texas (Portland)	L	13-38
O4	Nevada	L	6-13
O11	* at UCLA	L	7-24
O18	* Washington (Portland)	W	6-0
O25	San Francisco	W	34-7
N1	Idaho	W	34-7
N8	* at Washington State	W	12-6
N15	* at Stanford	W	21-6
N22	* Oregon State	W	14-6

1948 (9-2, 7-0)

S18	Santa Barbara	W	55-7
S25	* at Stanford	W	20-12
O2	at Michigan	L	0-14
O9	at Idaho	W	15-8
O16	* USC (Portland)	W	8-7
O23	* Washington State	W	33-7
O30	at Mary's	W	14-13
N6	* at Washington	W	13-7
N12	* at UCLA	W	26-7
N20	* at Oregon State	W	10-0
J1	+ Southern Methodist	L	13-21
+ Cotton Bowl			

1949 (4-6, 2-5)

S16	at St. Mary's	W	24-7
S24	Idaho	W	41-0
S30	* at UCLA	L	27-35
O8	* at Washington State	W	21-0
O15	Colorado	W	42-14
O22	* at USC	L	13-40
O29	at Iowa	L	31-34
N5	* Washington (Portland)	L	27-28
N12	* at California	L	14-41
N19	* Oregon State	L	10-20

1950 (1-9, 0-7)

S16	* at UCLA	L	0-28
S23	* California (Portland)	L	7-28
S30	Montana	W	21-13
O7	at Idaho	L	0-14
O14	St. Mary's	L	13-18
O21	* at USC	L	21-30
O28	* Washington State	L	12-21
N4	* at Washington	L	13-27
N11	at Colorado	L	7-21
N18	* Oregon State (Portland)	L	2-14

LEN CASANOVA**Head Coach****1951 (2-8, 1-6)**

S22	* Stanford (Portland)	L	20-27
S29	* Arizona	W	39-21
O6	at Pacific	L	6-34
O13	* Washington (Portland)	L	6-63
O20	* at UCLA	L	0-41
O27	* at Washington State	L	6-41
N3	Idaho	W	14-13
N10	at Boston U.	L	6-35
N17	* at California	L	26-28
N24	* Oregon State	L	7-14

1952 (2-7-1, 2-5)

S20	* at UCLA	L	6-13
S27	Nebraska (Portland)	L	13-28
O4	at Idaho	W	20-14
O11	* California (Portland)	L	7-41
O18	* at Washington	L	0-49
O25	Montana	T	14-14
N1	Pacific	L	6-14
N8*	* at Washington State	L	6-19
N15	* at Stanford	W	21-20
N22	* Oregon State (Portland)	L	19-22

1953 (4-5-1, 2-5-1)

S19	at Nebraska	W	20-12
S26	* at Stanford	L	0-7
O3	* UCLA	L	0-12
O10	* at Washington State	L	0-7
O17	* Washington (Portland)	L	6-14
O24	San Jose State	W	26-13
O31	* USC (Portland)	W	13-7
N7	Idaho	W	26-6
N14	* at California	T	0-0
N21	* Oregon State	L	0-7

1954 (6-4, 5-3)

S18	at Idaho	W	41-0
S25	* Stanford (Portland)	L	13-18
O2	Utah	L	6-7
O9	* at California	W	33-27
O16	* USC (Portland)	L	14-24
O23	San Jose State	W	26-7
O30	* at Washington	W	26-7
N6	* at UCLA	L	0-41
N13	* Washington State	W	26-14
N20	* at Oregon State	W	33-14

1955 (6-4, 4-3)

S17	at Utah	W	14-13
S23	* at USC	L	15-42
O1	* Washington (Portland)	L	7-19
O8	Colorado	L	6-13
O15	* California (Portland)	W	21-0
O22	* at Arizona	W	46-27
O29	Idaho	W	25-0
N5	* at Washington State	W	35-0
N12	* at Stanford	L	7-44
N19	* Oregon State	W	28-0

1956 (4-4-2, 3-3-2)

S22	at Colorado	W	35-0
S29	Idaho	W	21-14
O6	* at UCLA	L	0-6
O13	* at Washington	L	7-20
O20	* Stanford	L	7-21
O27	at Pittsburgh	L	7-14
N3	* at California	W	28-6
N10	* Washington State	T	7-7
N17	* USC (Portland)	W	7-0
N24	* at Oregon State	T	14-14

1957 (7-4, 6-2)

S21	at Idaho	W	9-6
S28	Pittsburgh (Portland)	L	3-6
O5	* UCLA (Portland)	W	21-0
O12	San Jose State	W	26-0
O19	* at Washington State	W	14-13
O26	* California	W	24-6
N2	* at Stanford	W	27-26
N9	* Washington (Portland)	L	6-13
N16	* at USC	W	16-7
N23	* Oregon State	L	7-10
J1	+ Ohio State	L	7-10
+ Rose Bowl			

1958 (4-6, 4-4)

S20	Idaho	W	27-0
O4	at Oklahoma	L	0-6
O11	* USC (Portland)	W	25-0
O18	* Washington State	L	0-6
O25	* at California	L	6-23
N1	* at Washington	L	0-6
N8	* Stanford	W	12-0
N15	* at UCLA	L	3-7
N22	* at Oregon State	W	20-0
D5	at Miami, Fla.	L	0-2

1959 (8-2)

S19	* at Stanford	W	28-27
S26	Utah	W	21-6
O3*	* at Washington State	W	14-6
O9	at San Jose State	W	35-12
O17	Air Force (Portland)	W	21-3
O24	* Washington (Portland)	L	12-13
O31	at Idaho	W	45-7
N7	at California	W	20-18
N14	* at Washington State	W	7-6
N21	* Oregon State	L	7-15

1960 (7-3-1)

S17	Idaho	W	33-6
S24	at Michigan	L	0-21
O1	at Utah	W	20-17
O8	San Jose State	W	33-0
O15	* Washington State	W	21-12
O22	* at California	W	20-0
O29	* at Washington	L	6-7
N5	* Stanford (Portland)	W	27-6
N12	West Virginia (Portland)	W	20-6
N19	* at Oregon State	T	14-14
D17	+ Penn State	L	12-41
+ Liberty Bowl			

1961 (4-6)

S23	Idaho	W	51-0
S30	at Utah	L	6-14
O7	at Minnesota	L	7-14
O14	* Arizona (Portland)	L	6-15
O21	San Jose State	W	21-6
O28	* Washington (Portland)	W	7-6
N4	* at Stanford	W	19-7
N11	* at Washington State	L	21-22
N18	Ohio State	L	12-22
N25	* Oregon State	L	2-6

1962 (6-3-1)

S22	at Texas	L	13-25
S29	Utah	W	35-8
O6	San Jose State	W	14-0
O13	at Rice	W	31-12
O20	at Air Force	W	35-20
O27	* at Washington	T	21-21
N3	* Stanford (Portland)	W	28-14
N10	* Washington State	W	28-10
N17	Ohio State	L	7-26
N24	* at Oregon State	L	17-20

1963 (8-3)

S21	Penn State (Portland)	L	7-17
S28	* at Stanford	W	36-7
O5	at West Virginia	W	35-0
O12	Idaho	W	41-21
O19	* at Arizona	W	28-12
O26	* Washington (Portland)	L	19-26
N2	San Jose State	L	7-13
N9	* at Washington State	W	21-7
N16	Indiana (Portland)	W	28-22
N30	* Oregon State	W	31-14
D31	+ SMU	W	21-14
+ Sun Bowl			

1964 (7-2-1, 1-2-1)

S19	Brigham Young	W	20-13
S26	Pittsburgh (Portland)	W	22-13
O3	at Penn State	W	22-14
O10	at Idaho	W	14-8
O17	* Arizona	W	21-0
O24	* at Washington	W	7-0
O31	* Stanford (Portland)	L	8-10
N7	* Washington State	T	21-21
N14	at Indiana	W	29-21
N21	* at Oregon State	L	6-7

1965 (4-5-1, 0-5)

S18	at Pittsburgh	W	17-15
S25	at Utah	W	31-14
O2	Brigham Young	W	27-14
O9	* at Stanford	L	14-17
O16	Air Force (Portland)	T	18-18
O23	* Washington (Portland)	L	20-24
O30	Idaho	W	17-14
N6	* at Washington State	L	7-27
N13	* California (Portland)	L	0-24
N20	* Oregon State	L	14-19

1966 (3-7, 1-3)

S17	at Oklahoma	L	0-17
S24	Utah	L	14-17
O1	San Jose State	L	7-21
O8	* Stanford (Portland)	W	7-3
O15	at Air Force	W	17-6
O22	* at Washington	L	7-10
O29	at Idaho	W	28-7
N5	* Washington State	L	13-14
N12	* at Arizona State	L	10-14
N19	* at Oregon State	L	15-20

JERRY FREI**Head Coach****1967 (2-8, 1-5)**

S16	* at California	L	13-21
S23	Colorado	L	13-17
S30	at Utah	L	0-21
O7	at Ohio State	L	0-30
O14	* Washington	L	0-26
O21	Idaho	W	31-6
O28	* at USC	L	6-28
N4	* at Washington State	W	17-13
N11	* at Stanford	L	14-17
N18	* Oregon State	L	10-14

1968 (4-6, 2-4)

S21	at Colorado	L	7-28
S28	* Stanford	L	12-28
O5	at Ohio State	L	6-21
O12	* at Washington	W	3-0
O19	Idaho	W	23-8
O26	Utah	W	14-6
N2	* USC	L	13-20
N9	* Washington State	W	27-13
N16	* at California	L	8-36
N23	* at Oregon State	L	19-41

1969 (5-5-1, 2-3)

S20	at Utah	W	28-17
S27	* at Stanford	L	0-28
O4	* at Washington State	W	25-24
O11	San Jose State	L	34-36
O18	at Air Force	L	13-60
O25	* Washington	W	22-7
N1	Idaho	W	58-14
N8	Army	T	17-17
N15	* UCLA	L	10-13
N22	* Oregon State	L	7-10
N29	at Hawaii	W	57-16

OREGON FOOTBALL YEAR-BY-YEAR GAME RESULTS

1970 (6-4-1, 4-3)

S12	* at California	W	31-24
S19	at Illinois	L	16-20
S26	* Stanford	L	10-33
O3	* Washington State	W	28-13
O10	* at UCLA	W	41-40
O17	Idaho	W	49-13
O24	* USC	W	10-7
O31	* at Washington	L	23-25
N7	Air Force	W	46-35
N14	at Army	T	22-22
N21	* at Oregon State	L	9-24

1971 (5-6, 2-4)

S11	at Nebraska	L	7-34
S18	Utah	W	36-29
S25	* at Stanford	L	17-38
O2	at Texas	L	7-35
O9	* at USC	W	28-23
O16	* Washington	W	23-21
O23	San Jose State	W	34-14
O30	* at Washington State	L	21-31
N6	at Air Force	W	23-14
N13	* California	L	10-17
N20	* Oregon State	L	29-30

DICK ENRIGHT**Head Coach****1972 (4-7, 2-5)**

S9	at Missouri	L	22-24
S16	* Arizona	W	34-7
S23	at Oklahoma	L	3-68
S29	* at UCLA	L	20-65
O7	* at Washington	L	17-23
O14	* Washington State	L	14-31
O21	* Stanford	W	15-13
O28	* USC	L	0-18
N4	* at California	L	12-31
N11	San Jose State	W	27-2
N18	* at Oregon State	W	30-3

1973 (2-9, 2-5)

S15	* Arizona State	L	20-26
S22	at Air Force	L	17-24
S29	Utah	L	17-35
O6	at Michigan	L	0-24
O13	* California	W	41-10
O20	* at USC	L	10-31
O27	* Washington	W	58-0
N3	* at Washington State	L	14-21
N10	* UCLA	L	7-27
N17	* at Stanford	L	7-24
N24	* Oregon State	L	14-17

DON READ**Head Coach****1974 (2-9, 0-7)**

S14	at Nebraska	L	7-61
S21	Air Force	W	27-23
S28	at Utah	W	23-16
O5	at Northwestern	L	10-14
O12	* at California	L	10-40
O19	* USC	L	7-16
O26	* at Washington	L	0-66
N2	* Washington State	L	16-21
N9	* at UCLA	L	0-21
N16	* Stanford	L	9-17
N23	* at Oregon State	L	16-35

1975 (3-8, 2-5)

S13	at Oklahoma	L	7-62
S20	San Jose State	L	0-5
S27	at Minnesota	L	7-10
O4	* Washington	L	17-27
O11	* California	L	7-34
O18	* at USC	L	3-17
O25	* Utah	W	18-7
N1	* at Washington State	W	26-14
N8	* UCLA	L	17-50
N15	* at Stanford	L	30-33
N22	* Oregon State	W	14-7

1976 (4-7, 1-6)

S11	Colorado State	W	17-3
S18	* USC	L	0-53
S25	at Utah	W	21-13
O2	Utah State	W	27-9
O9	* at California	L	10-27
O16	at Notre Dame	L	0-41
O23	* at Washington	L	7-14
O30	* Washington State	L	22-23
N6	* at UCLA	L	0-46
N13	* Stanford	L	17-28
N20	* at Oregon State	W	23-14

RICH BROOKS**Head Coach****1977 (2-9, 1-6)**

S10	at Georgia	L	16-27
S17	at TCU	W	29-24
S24	Wisconsin	L	10-22
O1	* at Stanford	L	10-20
O8	* Washington	L	0-54
O15	* at USC	L	15-33
O22	at LSU	L	17-56
O29	* at Washington State	L	20-56
N5	* UCLA	L	3-21
N12	* California	L	16-48
N19	* Oregon State	W	28-16

1978 (2-9, 2-5)

S9	at Colorado	L	7-24
S16	* USC	L	10-37
S23	TCU	L	10-14
S30	at Wisconsin	L	19-22
O7	* at California	L	18-21
O14	Brigham Young	L	16-17
O21	* at Washington	L	14-20
O28	* Washington State	W	31-7
N4	* at UCLA	L	21-23
N11	* Arizona	L	3-24
N25	* at Oregon State	W	24-3

1979 (6-5, 4-3)

S8	at Colorado	W	33-19
S15	at Michigan State	L	17-41
S22	* Washington	L	17-21
S29	at Purdue	L	7-13
O6	* California	W	19-14
O13	* at Arizona	L	13-24
O20	Air Force	W	17-9
O27	* at Washington State	W	37-26
N10	* at Stanford	W	16-7
N17	* UCLA	L	0-35
N24	* Oregon State	W	24-3

1980 (6-3-2, 4-3-1)

S6	* Stanford	L	25-35
S13	Kansas	T	7-7
S20	Michigan State	W	35-7
S27	* at Washington	W	34-10
O11	* at California	L	6-31
O18	* USC	T	7-7
O25	UNLV	W	32-9
N1	* Washington State	W	20-10
N8	* at UCLA	W	20-14
N15	* at Oregon State	W	40-21
N22	* at Arizona State	L	37-42

1981 (2-9, 1-6)

S5	at Fresno State	L	16-23
S12	at Kansas	L	10-19
S19	Pacific	W	34-0
S26	* Washington	L	3-17
O10	* at Arizona State	L	0-24
O17	* Arizona	L	14-18
O24	Air Force	L	10-20
O31	* UCLA	L	11-18
N7	* at Washington State	L	7-39
N14	* at Stanford	L	3-42
N21	* Oregon State	W	47-17

1982 (2-8-1, 2-6)

S4	* Arizona State	L	3-34
S11	San Jose State	L	13-18
S18	Fresno State	L	4-10
S25	* at Washington	L	21-37
O2	* at USC	L	7-38
O16	* at California	L	7-10
O23	Notre Dame	T	13-13
O30	* at UCLA	L	12-40
N6	* Washington State	L	3-10
N20	* Arizona	W	13-7
N27	* at Oregon State	W	7-6

1983 (4-6-1, 3-3-1)

S3	Pacific	L	15-21
S10	Ohio State	L	6-31
S24	Houston	W	15-14
O1	at San Jose State	L	34-44
O8	* California	W	24-17
O15	* at Arizona	W	19-10
O22	* Washington	L	3-32
O29	* at Washington State	L	7-24
N5	* UCLA	L	13-24
N12	* at Stanford	W	16-7
N19	* Oregon State	T	0-0

1984 (6-5, 3-5)

S8	Long Beach State	W	28-17
S15	Colorado	W	27-20
S22	* at California	W	21-14
S29	Pacific	W	30-14
O6	* at Arizona	L	14-28
O13	* USC	L	9-19
O20	* at Washington	L	10-17
O27	* Washington State	L	41-50
N3	* at UCLA	W	20-18
N10	* Arizona State	L	10-44
N17	* at Oregon State	W	31-6

1985 (5-6, 3-4)

A31	* at Washington State	W	42-39
S14	at Colorado	L	17-21
S21	* Stanford	W	45-28
S28	at Nebraska	L	0-63
O5	* Washington	L	13-19
O19	* California	L	24-27
O26	at San Diego State	W	49-37
N2	San Jose State	W	35-13
N16	* at Arizona	L	8-20
N23	* Oregon State	W	34-13
N29	* at USC (at Tokyo)	L	6-20

1986 (5-6, 3-5)

S6	at San Jose State	W	21-14
S13	Colorado	W	32-30
S20	* Arizona	L	17-41
S27	at Nebraska	L	14-48
O4	* at USC	L	21-35
O11	* Arizona State	L	17-37
O18	* Stanford	L	7-41
O25	* at Washington	L	3-38
N1	* at California	W	27-9
N15	* Washington State	W	27-17
N22	* at Oregon State	W	49-28

1987 (6-5, 4-4)

S12	at Colorado	W	10-7
S19	at Ohio State	L	14-24
S26	San Diego State	W	25-20
O3	* Washington	W	29-22
O10	* USC	W	34-27
O17	* at UCLA	L	10-41
O24	* at Stanford	L	10-13
O31	* California	L	6-20
N7	* at Arizona State	L	13-37
N14	* at Washington State	W	31-17
N21	* Oregon State	W	44-0

1988 (6-6, 3-5)

S10	Long Beach State	W	49-0
S17	* at Washington State	W	43-28
S24	* Stanford	W	7-3
O1	at San Diego State	W	34-13
O8	* at USC	L	14-42
O15	Idaho State	W	52-7
O22	* Washington	W	17-14
O29	* Arizona State	L	20-21
N5	* UCLA	L	6-16
N12	* at Arizona	L	27-41
N19	* at Oregon State	L	10-21
D3	at Hawaii	L	17-41

1989 (8-4, 5-3)

S9	* California	W	35-19
S16	at Iowa	W	44-6
S23	* at Stanford	L	17-18
S30	* Arizona	W	16-10
O7	* Washington State	L	38-51
O14	* at Washington	L	14-20
O21	* at Arizona State	W	27-7
O28	Long Beach State	W	52-10
N4	at Brigham Young	L	41-45
N11	* at UCLA	W	38-20
N18	* Oregon State	W	30-21
D16	+ Tulsa	W	27-24
+ Independence Bowl			

OREGON FOOTBALL YEAR-BY-YEAR GAME RESULTS

1990 (8-4, 4-3)

S8	San Diego State	W	42-21
S15	Idaho	W	55-23
S22	* at Arizona	L	17-22
S29	Brigham Young	W	32-16
O6	Utah State	W	52-7
O13	* at Washington	L	17-38
O20	* Arizona State	W	27-7
O27	* Stanford	W	31-0
N3	* UCLA	W	28-24
N10	* at California	L	3-28
N17	* at Oregon State	W	6-3
D29	+ Colorado State	L	31-32
+ Freedom Bowl			

1991 (3-8, 1-7)

S7	* Washington State	W	40-14
S14	at Texas Tech	W	28-13
S21	at Utah	L	17-24
S28	* USC	L	14-30
O5	New Mexico State	W	29-6
O12	* at California	L	7-45
O26	* at Washington	L	7-29
N2	* Stanford	L	13-33
N9	* at Arizona State	L	21-24
N16	* at UCLA	L	7-16
N23	* Oregon State	L	3-14

1992 (6-6, 4-4)

S5	Hawaii	L	21-24
S12	at Stanford	L	7-21
S19	Texas Tech	W	16-13
S26	UNLV	W	59-6
O3	* Arizona State	W	30-20
O10	* at USC	L	10-32
O17	* Washington	L	3-24
O31	* at Washington State	W	34-17
N7	* California	W	37-17
N14	* UCLA	L	6-9
N21	* at Oregon State	W	7-0
D31	+ Wake Forest	L	35-39
+ Independence Bowl			

1993 (5-6, 2-6)

S4	at Colorado State	W	23-9
S11	Montana	W	35-30
S25	at Illinois	W	13-7
O2	* at California	L	41-42
O9	* USC	L	13-24
O16	* at Arizona State	W	45-36
O23	* at Washington	L	6-21
O30	* Washington State	W	46-23
N6	* at Arizona	L	10-31
N13	* Stanford	L	34-38
N20	* Oregon State	L	12-15

1994 (9-4, 7-1)

S3	Portland State	W	58-16
S10	at Hawaii	L	16-36
S17	Utah	L	16-34
S24	Iowa	W	40-18
O1	* at USC	W	22-7
O8	* at Washington State	L	7-21
O15	* California	W	23-7
O22	* Washington	W	31-20
O29	* Arizona	W	10-9
N5	* Arizona State	W	34-10
N12	* at Stanford	W	55-21
N19	* at Oregon State	W	17-13
J2	+ Penn State	L	20-38
+ Rose Bowl			

MIKE BELLOTTI**Head Coach****1995 (9-3, 6-2)**

S2	at Utah	W	27-20
S9	Illinois	W	34-31
S16	* at UCLA	W	38-31
S23	* Stanford	L	21-28
O7	Pacific	W	45-7
O14	* at California	W	52-30
O21	* Washington State	W	26-7
O28	* Arizona State	L	24-35
N4	* at Washington	W	24-22
N11	* at Arizona	W	17-13
N18	* Oregon State	W	12-10
J1	+ Colorado	L	6-38
+ Cotton Bowl			

1996 (6-5, 3-5)

A31	Fresno State	(ot) W	30-27
S7	Nevada	W	44-30
S14	Colorado State	W	35-28
S21	* at Washington State	L	44-55
S28	* at Arizona State	L	27-48
O5	* UCLA	L	22-41
O12	* at Stanford	(ot) L	24-27
O26	* Washington	L	14-33
N9	* Arizona	W	49-31
N16	* California	W	40-23
N23	* at Oregon State	W	49-13

1997 (7-5, 3-5)

S4	* Arizona	W	16-9
S13	at Nevada	(ot) W	24-20
S20	Fresno State	W	43-40
S27	* at Stanford	L	49-58
O4	* Washington State	L	13-24
O11	* UCLA	L	31-39
O18	Utah	W	31-13
O25	* at USC	L	22-24
N8	* at Washington	W	31-28
N15	* at Arizona State	L	31-52
N22	* Oregon State	W	48-30
D20	+ Air Force	W	41-13
+ Las Vegas Bowl			

1998 (8-4, 5-3)

S5	Michigan State	W	48-14
S12	at UTEP	W	33-26
S19	San Jose State	W	58-3
S26	* Stanford	W	63-28
O10	* at Washington State	W	51-29
O17	* at UCLA	(ot) L	38-41
O24	* USC	W	17-13
O31	* at Arizona	L	3-38
N7	* Washington	W	27-22
N14	* Arizona State	W	51-19
N21	* at Oregon State (2ot)	L	41-44
D25	+ Colorado	L	43-51
+ Aloha Bowl			

1999 (9-3, 6-2)

S2	at Michigan State	L	20-27
S11	UTEP	W	47-28
S18	Nevada	W	72-10
S25	* USC	(3ot) W	33-30
O02	* at Washington	L	20-34
O9	* at UCLA	L	29-34
O23	* at Arizona	W	44-41
O30	* Arizona State	W	20-17
N6	* Washington State	W	52-10
N13	* at California	W	24-19
N20	* Oregon State	W	25-14
D31	+ Minnesota	W	24-20
+ Sun Bowl			

2000 (10-2, 7-1)

S2	Nevada	W	36-7
S9	at Wisconsin	L	23-27
S16	Idaho	W	42-13
S23	* UCLA	W	29-10
S30	* Washington	W	23-16
O14	* at USC	W	28-17
O21	* Arizona	W	14-10
O28	* at Arizona State (2ot)	W	56-55
N4	* at Washington St.(ot)	W	27-24
N11	* California	W	25-17
N18	* at Oregon State	L	13-23
D29	+ Texas	W	35-30
+ Holiday Bowl			

2001 (11-1, 7-1)

S1	Wisconsin	W	31-28
S8	Utah	W	24-10
S22	* USC	W	24-22
S29	at Utah State	W	38-21
O6	* at Arizona	W	63-28
O13	* at California	W	48-7
O20	* Stanford	L	42-49
O27	* at Washington State	W	24-17
N3	* Arizona State	W	42-24
N10	* at UCLA	W	21-20
D1	* Oregon State	W	17-14
J1	+ Colorado	W	38-16
+ Fiesta Bowl			

2002 (7-6, 3-5)

A31	MISSISSIPPI STATE	W	36-13
S7	FRESNO STATE	W	28-24
S14	IDAHO	W	58-21
S21	PORTLAND STATE	W	41-0
O5	* at Arizona	W	31-14
O12	* at UCLA	W	31-30
O19	* ARIZONA STATE	L	42-45
O26	* USC	L	33-44
N2	* STANFORD	W	41-14
N9	* at Washington State	L	21-32
N16	* WASHINGTON	L	14-42
N23	* at Oregon State	L	24-45
D30	+ Wake Forest	L	17-38
+ Seattle Bowl			

2003 (8-5, 5-3)

A30	at Mississippi State	W	42-34
S6	NEVADA	W	31-23
S13	* at Arizona	W	48-10
S20	MICHIGAN	W	31-27
S27	* WASHINGTON STATE	L	16-55
O5	at Utah	L	13-17
O11	* at Arizona State	L	14-59
O25	* STANFORD	W	35-0
N1	* at Washington	L	10-42
N8	* CALIFORNIA	W	21-17
N15	* at UCLA	W	31-13
N22	* OREGON STATE	W	34-20
D31	+ Minnesota	L	30-31
+ Sun Bowl			

2004 (5-6, 4-4)

S11	INDIANA	L	24-30
S18	at Oklahoma	L	7-31
S25	IDAHO	W	48-10
O2	* ARIZONA STATE	L	13-28
O9	* at Washington State	W	41-38
O16	* ARIZONA	W	28-14
O23	* at Stanford	W	16-13
O30	* WASHINGTON	W	31-6
N6	* at California	L	27-28
N13	* UCLA	L	26-34
N20	* at Oregon State	L	21-50

2005 (10-2, 7-1)

S1	at Houston	W	38-24
S10	MONTANA	W	47-14
S17	FRESNO STATE	W	37-34
S24	* USC	L	13-45
O1	* at Stanford	W	44-20
O8	* at Arizona State	W	31-17
O15	* WASHINGTON	W	45-21
O22	* at Arizona	W	28-21
N5	* CALIFORNIA	(ot) W	27-20
N12	* at Washington State	W	34-31
N19	* OREGON STATE	W	56-14
D29	+ Oklahoma	L	14-17
+ Holiday Bowl			

2006 (7-6, 4-5)

S2	* STANFORD	W	48-10
S9	at Fresno State	W	31-24
S16	OKLAHOMA	W	34-33
S30	* at Arizona State	W	48-13
O7	* at California	L	24-45
O14	* UCLA	W	30-20
O21	* at Washington State	L	23-34
O28	PORTLAND STATE	W	55-12
N4	* WASHINGTON	W	34-14
N11	* at USC	L	10-35
N18	* ARIZONA	L	10-37
N24	* at Oregon State	L	28-30
D21	+ BYU	L	8-38
+ Las Vegas Bowl			

2007 (9-4, 5-4)

S1	HOUSTON	W	48-27
S8	at Michigan	W	39-7
S15	FRESNO STATE	W	52-21
S22	* at Stanford	W	55-31
S29	* CALIFORNIA	L	24-31
O13	* WASHINGTON STATE	W	53-7
O20	* at Washington	W	55-34
O27	* USC	W	24-17
N3	* ARIZONA STATE	W	35-23
N15	* at Arizona	L	24-34
N24	* at UCLA	L	0-16
D1	* OREGON STATE	(ot) L	31-38
D31	+ South Florida	W	56-21
+ Sun Bowl			

2008 (10-3, 7-2)

A30	* WASHINGTON	W	44-10
S6	UTAH STATE	W	66-24
S13	at Purdue	(ot) W	32-26
S20	BOISE STATE	L	32-37
S27	* at Washington State	W	63-14
O4	* at USC	L	10-44
O11	* UCLA	W	31-24
O25	* at Arizona State	W	54-20
N1	* at California	L	16-26
N8	* STANFORD	W	35-28
N15	* ARIZONA	W	55-45
N29	* at Oregon State	W	65-38
D30	+ Oklahoma State	W	42-31
+ Holiday Bowl			

OREGON FOOTBALL YEAR-BY-YEAR GAME RESULTS

CHIP KELLY

Head Coach

2009 (10-3, 8-1)

S3	at Boise State	L	8-19
S12	PURDUE	W	38-36
S19	UTAH	W	31-24
S26	* CALIFORNIA	W	42-3
O3	* WASHINGTON STATE	W	52-6
O10	* at UCLA	W	24-10
O24	* at Washington	W	43-19
O31	* USC	W	47-20
N7	* at Stanford	L	42-51
N14	* ARIZONA STATE	W	44-21
N21	* at Arizona (2ot)	W	44-41
D3	* OREGON STATE	W	37-33
J1	+ Ohio State	L	17-26
+ Rose Bowl			

2010 (12-1, 9-0)

S4	NEW MEXICO	W	72-0
S11	at Tennessee	W	48-13
S18	PORTLAND STATE	W	69-0
S25	* at Arizona State	W	42-31
O2	* STANFORD	W	52-31
O9	* at Washington St.	W	43-23
O21	* UCLA	W	60-13
O30	* at USC	W	53-32
N6	* WASHINGTON	W	53-16
N13	* at California	W	15-13
N26	* ARIZONA	W	48-29
D4	* at Oregon State	W	37-20
J10	+ Auburn	L	19-22
+ BCS National Championship			

2011 (12-2, 8-1)

S3	# vs. LSU	L	27-40
S10	NEVADA	W	69-20
S17	MISSOURI STATE	W	56-7
S24	* at Arizona	W	56-31
O6	* CALIFORNIA	W	43-15
O15	* ARIZONA STATE	W	41-27
O22	* at Colorado	W	45-2
O29	* WASHINGTON ST.	W	43-28
N5	* at Washington	W	34-17
N12	* at Stanford	W	53-30
N19	* USC	L	35-38
N26	* OREGON STATE	W	49-21
D2	^ UCLA	W	49-31
J2	+ Wisconsin	W	45-38

Cowboys Classic in Arlington, Texas

^ Pac-12 Championship Game

+ Rose Bowl

2012 (12-1, 8-1)

S1	ARKANSAS STATE	W	57-34
S8	FRESNO STATE	W	42-25
S15	TENNESSEE TECH	W	63-14
S22	* ARIZONA	W	49-0
S29	* vs. ^Washington St.	W	51-26
O6	* WASHINGTON	W	52-21
O18	* at Arizona State	W	43-21
O27	* COLORADO	W	70-14
N3	* at USC	W	62-51
N10	* at California	W	59-17
N17	* STANFORD (ot)	L	14-17
N24	* at Oregon State	W	48-24
J3	+ Kansas State	W	35-17
^ at CenturyLink Field in Seattle, Wash.			
+ Fiesta Bowl			

OREGON'S ALL-TIME COACHING LEDGER

Coach	Years	Won	Lost	Tied	Pct.
Cal Young/J.A. Church	1894	1	2	1	.375
Percy Benson	1895	4	0	0	1.000
J.F. Frick	1896	2	1	0	.667
Joe Smith	1897	1	1	0	.500
Frank Simpson	1898-99	6	3	1	.650
Lawrence Kaarsberg	1900	3	3	1	.500
Warren Smith	1901, 1903	7	6	2	.533
Marion Dolph	1902	3	1	3	.643
R.S. Smith	1904, 1925	6	8	1	.433
Bruce Short	1905	4	2	2	.625
Hugo Bezdek	1906, 1913-17	30	10	4	.727
Gordon B. Frost	1907	5	1	0	.833
Robert Forbes	1908-09	8	4	0	.667
Bill Warner	1910-11	7	3	0	.700
Louis Pinkham	1912	3	4	0	.429
Shy Huntington	1918-23	26	12	6	.659
Joe Maddock	1924	4	3	2	.556
John McEwan	1926-29	20	13	2	.600
C.W. Spears	1930-31	13	4	2	.737
Prink Callison	1932-37	33	23	2	.586
Tex Oliver	1938-41, 1945-46	23	28	3	.454
John Warren	1942	2	6	0	.250
No Football Team	1943-44				
Jim Aiken	1947-50	21	20	0	.512
Len Casanova	1951-66	82	73	8	.528
Jerry Frei	1967-71	22	29	2	.434
Dick Enright	1972-73	6	16	0	.273
Don Reid	1974-76	9	24	0	.273
Rich Brooks	1977-94	91	109	4	.456
Mike Bellotti	1995-08	116	55	-	.678
Chip Kelly	2009-12	46	7	-	.868
Mark Helfrich	2013-	24	4	-	.857
Totals	118 Years	626	477	46	.565

MARK HELFRICH

Head Coach

2013 (11-2, 7-2)

A31	NICHOLLS	W	66-3
S7	at Virginia	W	59-10
S14	TENNESSEE	W	59-14
S28	* CALIFORNIA	W	55-16
O5	* at Colorado	W	57-16
O12	* at Washington	W	45-24
O19	* WASHINGTON ST.	W	62-38
O26	* UCLA	W	42-14
N7	* at Stanford	L	20-26
N16	* UTAH	W	44-21
N23	* at Arizona	L	16-42
N29	* OREGON ST.	W	36-35
D30	+ Texas	W	30-7
+ Alamo Bowl			

2014 (13-2, 8-1)

A30	SOUTH DAKOTA	W	62-13
S6	MICHIGAN STATE	W	46-27
S13	WYOMING	W	48-14
S20	* at Washington State	W	38-31
O2	* ARIZONA	L	24-31
O11	* at UCLA	W	42-30
O18	* WASHINGTON	W	45-20
O24	* vs. #California	W	59-41
N1	* STANFORD	W	45-16
N8	* at Utah	W	51-27
N22	* COLORADO	W	47-19
N29	* at Oregon State	W	47-19
D5	^ vs. #Arizona	W	51-13
J1	+ vs. Florida State	W	59-20
J12	\$ vs. Ohio State	L	20-42
# at Levi's Stadium, Santa Clara, Calif.			
^ Pac-12 Championship Game			
+ Rose Bowl			
\$ CFP National Championship Game			
* Conference Game			

OREGON VS. 2015 OPPONENTS

EASTERN WASHINGTON**First meeting****MICHIGAN STATE****Oregon leads, 3-2**

2014	Ducks, 46-27 (Eugene)
1999	Spartans, 27-20 (East Lansing)
1998	Ducks 48-14 (Eugene)
1980	Ducks, 35-7 (Eugene)
1979	Spartans, 41-17 (East Lansing)

Record in Eugene: 3-0

Record at Autzen: 3-0

Record in East Lansing: 0-2

GEORGIA STATE**First meeting****UTAH****Oregon leads, 20-8-0**

2014	Ducks, 51-27 (Salt Lake City)
2013	Ducks, 44-21 (Eugene)
2009	Ducks, 31-24 (Eugene)
2003	Utes, 17-13 (Salt Lake City)
2001	Ducks, 24-10 (Eugene)
1997	Ducks, 31-13 (Eugene)
1995	Ducks, 27-20 (Salt Lake City)
1994	Utes, 34-16 (Eugene)
1991	Utes, 24-17 (Salt Lake City)
1976	Ducks, 21-13 (Salt Lake City)
1975	Ducks, 18-7 (Eugene)
1974	Ducks, 23-16 (Salt Lake City)
1973	Utes, 35-17 (Eugene)
1971	Ducks, 36-29 (Eugene)
1969	Ducks, 28-17 (Salt Lake City)
1968	Ducks, 14-6 (Eugene)
1967	Utes, 21-0 (Salt Lake City)
1966	Utes, 17-14 (Eugene)
1965	Ducks, 31-14 (Salt Lake City)
1962	Ducks, 35-8 (Eugene)
1961	Utes, 14-6 (Salt Lake City)
1960	Ducks, 20-17 (Salt Lake City)
1959	Ducks, 21-6 (Eugene)
1955	Ducks, 14-13 (Eugene)
1954	Utes, 7-6 (Eugene)
1935	Ducks, 6-0 (Eugene)
1934	Ducks, 8-7 (Salt Lake City)
1933	Ducks, 26-7 (Eugene)

Record at Eugene: 12-3

Record at Autzen: 7-2

Record at Salt Lake City: 8-5

COLORADO**Oregon leads, 11-8**

2014	Ducks, 44-10 (Eugene)
2013	Ducks, 57-16 (Boulder)
2012	Ducks, 70-14 (Eugene)
2011	Ducks, 45-2 (Boulder)
2002	Ducks, 38-16 (Tempe, AZ)
1998	Buffaloes, 51-43 (Honolulu, HI)
1996	Buffaloes, 38-6 (Dallas, TX)
1987	Ducks, 10-7 (Boulder)
1986	Ducks, 32-30 (Eugene)
1985	Buffaloes, 21-17 (Boulder)
1984	Ducks, 27-20 (Eugene)
1979	Ducks, 33-19 (Boulder)
1978	Buffaloes, 24-7 (Boulder)
1968	Buffaloes, 28-7 (Boulder)
1967	Buffaloes, 17-13 (Eugene)
1956	Ducks, 35-0 (Boulder)
1955	Buffaloes, 13-6 (Eugene)
1950	Buffaloes, 21-7 (Boulder)
1949	Ducks, 42-14 (Eugene)

Record in Eugene: 5-2

Record at Autzen: 4-1

Record in Boulder: 5-4

Neutral Field: 1-2

WASHINGTON STATE**Oregon leads, 47-38-7**

2014	Ducks, 38-31 (Pullman)
2013	Ducks, 62-38 (Eugene)

2012	Ducks, 51-26 (Seattle)
2011	Ducks, 43-28 (Eugene)
2010	Ducks, 43-23 (Pullman)
2009	Ducks, 52-6 (Eugene)
2008	Ducks, 63-14 (Pullman)
2007	Ducks, 53-7 (Eugene)
2006	Cougars, 34-23 (Pullman)
2005	Ducks, 34-31 (Pullman)
2004	Ducks, 41-38 (Pullman)
2003	Cougars, 55-16 (Eugene)
2002	Cougars, 32-21 (Pullman)
2001	Ducks, 24-17 (Pullman)
2000	Ducks, 27-24 (Pullman)*
1999	Ducks, 52-10 (Eugene)
1998	Ducks, 51-29 (Pullman)
1997	Cougars, 24-13 (Eugene)
1996	Cougars, 55-44 (Pullman)
1995	Ducks, 26-7 (Eugene)
1994	Cougars, 21-7 (Pullman)
1993	Ducks, 46-23 (Eugene)
1992	Ducks, 34-17 (Pullman)
1991	Ducks, 40-14 (Eugene)
1989	Cougars, 51-38 (Eugene)
1988	Ducks, 43-28 (Pullman)
1987	Ducks, 31-17 (Pullman)
1986	Ducks, 27-17 (Eugene)
1985	Ducks, 42-39 (Pullman)
1984	Cougars, 50-41 (Eugene)
1983	Cougars, 24-7 (Pullman)
1982	Cougars, 10-3 (Eugene)
1981	Cougars, 39-7 (Pullman)
1980	Ducks, 20-10 (Eugene)
1979	Ducks, 37-26 (Pullman)#
1978	Ducks, 31-7 (Eugene)#
1977	Cougars, 56-20 (Pullman)
1976	Cougars, 23-22 (Eugene)
1975	Ducks, 26-14 (Pullman)
1974	Cougars, 21-16 (Eugene)
1973	Cougars, 21-14 (Pullman)
1972	Cougars, 31-14 (Eugene)
1971	Cougars, 31-21 (Spokane)
1970	Ducks, 28-13 (Eugene)
1969	Ducks, 25-24 (Pullman)
1968	Ducks, 27-13 (Eugene)
1967	Ducks, 17-13 (Pullman)
1966	Cougars, 14-13 (Eugene)
1965	Cougars, 27-7 (Pullman)
1964	Tie, 21-21 (Eugene)
1963	Ducks, 21-7 (Pullman)
1962	Ducks, 28-10 (Eugene)
1961	Cougars, 22-21 (Pullman)
1960	Ducks, 21-12 (Eugene)
1959	Ducks, 7-6 (Pullman)
1958	Ducks, 14-6 (Eugene)
1957	Cougars, 6-0 (Eugene)
1956	Ducks, 14-13 (Pullman)
1955	Tie, 7-7 (Eugene)
1954	Ducks, 35-0 (Pullman)
1953	Ducks, 26-14 (Eugene)
1952	Cougars, 7-0 (Pullman)
1951	Cougars, 41-6 (Pullman)
1950	Cougars, 21-13 (Eugene)
1949	Ducks, 21-0 (Pullman)
1948	Ducks, 33-7 (Eugene)
1947	Ducks, 12-6 (Pullman)
1946	Tie, 0-0 (Eugene)
1945	Cougars, 20-13 (Pullman)
1944	Ducks, 26-13 (Eugene)
1942	Cougars, 7-0 (Pullman)
1941	Cougars, 13-0 (Eugene)
1940	Tie, 6-6 (Pullman)
1939	Ducks, 38-0 (Eugene)
1938	Ducks, 10-2 (Pullman)
1937	Ducks, 10-6 (Portland)
1936	Cougars, 3-0 (Eugene)
1926	Cougars, 7-0 (Pullman)
1924	Tie, 7-7 (Portland)
1923	Cougars, 13-7 (Pullman)
1922	Ducks, 13-0 (Eugene)
1921	Tie, 7-7 (Pullman)
1919	Cougars, 7-0 (Portland)

1917	Cougars, 26-3 (Pullman)
1916	Ducks, 12-3 (Portland)
1915	Cougars, 28-3 (Pullman)
1914	Ducks, 7-0 (Pullman)
1912	Cougars, 7-0 (Eugene)
1911	Ducks, 6-0 (Pullman)
1903	Tie, 0-0 (Eugene)
1901	Cougars, 16-0 (Pullman)

Record in Eugene: 21-15-4#

Record at Autzen: 13-8

Record in Portland: 2-1-1

Record in Pullman: 25-19-2#

Record in Seattle: 1-0

Record in Spokane: 0-1

#Games later forfeited

WASHINGTON**Washington leads, 58-44-5**

2014	Ducks, 45-20 (Eugene)
2013	Ducks, 45-24 (Seattle)
2012	Ducks, 52-21 (Eugene)
2011	Ducks, 34-17 (Seattle)
2010	Ducks, 53-16 (Eugene)
2009	Ducks, 43-19 (Seattle)
2008	Ducks, 44-10 (Eugene)
2007	Ducks, 55-34 (Seattle)
2006	Ducks, 34-14 (Eugene)
2005	Ducks, 45-21 (Eugene)
2004	Ducks, 31-6 (Eugene)
2003	Huskies, 42-10 (Seattle)
2002	Huskies, 42-14 (Eugene)
2000	Ducks, 23-16 (Eugene)
1999	Huskies, 34-20 (Seattle)
1998	Ducks, 27-22 (Eugene)
1997	Ducks, 31-28 (Seattle)
1996	Huskies, 33-14 (Eugene)
1995	Ducks, 24-22 (Seattle)
1994	Ducks, 31-20 (Eugene)
1993	Huskies, 21-6 (Seattle)
1992	Huskies, 24-3 (Eugene)
1991	Huskies, 29-7 (Seattle)
1990	Huskies, 38-17 (Seattle)
1989	Huskies, 20-14 (Seattle)
1988	Ducks, 17-14 (Eugene)
1987	Ducks, 29-22 (Eugene)
1986	Huskies, 38-3 (Seattle)
1985	Huskies, 19-13 (Eugene)
1984	Huskies, 17-10 (Seattle)
1983	Huskies, 32-3 (Eugene)
1982	Huskies, 37-21 (Seattle)
1981	Huskies, 17-3 (Eugene)
1980	Ducks, 34-10 (Seattle)
1979	Huskies, 21-17 (Eugene)
1978	Huskies, 20-14 (Seattle)
1977	Huskies, 54-0 (Eugene)
1976	Huskies, 14-7 (Seattle)
1975	Huskies, 27-17 (Eugene)
1974	Huskies, 66-0 (Seattle)
1973	Ducks, 58-0 (Eugene)
1972	Huskies, 23-17 (Seattle)
1971	Ducks, 23-21 (Eugene)
1970	Huskies, 25-23 (Seattle)
1969	Ducks, 22-7 (Eugene)
1968	Ducks, 3-0 (Seattle)
1967	Huskies, 26-0 (Eugene)
1966	Huskies, 10-7 (Seattle)
1965	Huskies, 24-20 (Portland)
1964	Ducks, 7-0 (Seattle)
1963	Huskies, 26-19 (Portland)
1962	Tie, 21-21 (Seattle)
1961	Ducks, 7-6 (Portland)
1960	Huskies, 7-6 (Seattle)
1959	Huskies, 13-12 (Portland)
1958	Huskies, 6-0 (Seattle)
1957	Huskies, 13-6 (Portland)
1956	Huskies, 20-7 (Seattle)
1955	Huskies, 19-7 (Portland)
1954	Ducks, 26-7 (Seattle)
1953	Huskies, 14-6 (Portland)
1952	Huskies, 49-0 (Seattle)
1951	Huskies, 63-6 (Portland)
1950	Huskies, 27-12 (Seattle)

1949	Huskies, 28-27 (Portland)
1948	Ducks, 13-7 (Seattle)
1947	Ducks, 6-0 (Portland)
1946	Huskies, 16-0 (Seattle)
1945	Huskies, 7-0 (Portland)
1945	Huskies, 20-6 (Seattle)
1942	Huskies, 15-7 (Portland)
1941	Ducks, 19-16 (Seattle)
1940	Huskies, 10-0 (Portland)
1939	Huskies, 20-13 (Seattle)
1938	Ducks, 3-0 (Portland)
1937	Huskies, 14-0 (Seattle)
1936	Huskies, 7-0 (Portland)
1935	Ducks, 7-6 (Seattle)
1934	Huskies, 16-6 (Portland)
1933	Ducks, 6-0 (Seattle)
1932	Tie, 0-0 (Portland)
1931	Ducks, 13-0 (Seattle)
1930	Ducks, 7-0 (Portland)
1929	Ducks, 14-0 (Seattle)
1928	Ducks, 27-0 (Seattle)
1927	Huskies, 7-0 (Seattle)
1926	Huskies, 23-9 (Eugene)
1925	Huskies, 15-14 (Seattle)
1924	Ducks, 7-3 (Seattle)
1923	Huskies, 26-7 (Seattle)
1922	Tie, 3-3 (Seattle)
1920	Ducks, 17-0 (Seattle)
1919	Ducks, 34-13 (Seattle)
1918	Ducks, 7-0 (Seattle)
1916	Tie, 0-0 (Seattle)
1914	Huskies, 10-0 (Seattle)
1913	Huskies, 10-7 (Seattle)
1912	Huskies, 30-14 (Seattle)
1911	Huskies, 29-3 (Seattle)
1909	Huskies, 20-6 (Seattle)
1908	Huskies, 15-0 (Seattle)
1907	Ducks, 6-0 (Seattle)
1906	Ducks, 16-6 (Seattle)
1905	Tie, 12-12 (Seattle)
1904	Ducks, 18-0 (Seattle)
1903	Huskies, 6-5 (Seattle)
1900	Ducks, 43-0 (Seattle)

Record in Eugene: 15-11

Record at Autzen: 15-10

Record in Portland: 4-14-1

Record in Seattle: 25-33-4

ARIZONA STATE**Oregon leads, 17-16**

2012	Ducks, 43-21 (Tempe)
2011	Ducks, 41-27 (Eugene)
2010	Ducks, 42-31 (Tempe)
2009	Ducks, 44-21 (Eugene)
2008	Ducks, 54-20 (Tempe)
2007	Ducks, 35-23 (Eugene)
2006	Ducks, 48-13 (Tempe)
2005	Ducks, 31-17 (Tempe)
2004	Sun Devils, 28-13 (Eugene)
2003	Sun Devils, 59-14 (Tempe)
2002	Sun Devils, 45-42 (Eugene)
2001	Ducks, 42-24 (Eugene)
2000	Ducks, 56-55 (Tempe)*
1999	Ducks, 20-17 (Eugene)
1998	Ducks, 51-19 (Eugene)
1997	Sun Devils, 52-31 (Tempe)
1996	Sun Devils, 48-27 (Tempe)
1995	Sun Devils, 35-24 (Eugene)
1994	Ducks, 34-10 (Eugene)
1993	Ducks, 45-36 (Tempe)
1992	Ducks, 30-20 (Eugene)
1991	Sun Devils, 24-21 (Tempe)
1990	Ducks, 27-7 (Eugene)
1989	Ducks, 27-7 (Tempe)
1988	Sun Devils, 21-20 (Eugene)
1987	Sun Devils, 37-13 (Tempe)
1986	Sun Devils, 37-17 (Eugene)
1984	Sun Devils, 44-10 (Eugene)
1982	Sun Devils, 34-3 (Eugene)
1981	Sun Devils, 24-0 (Tempe)
1980	Sun Devils, 42-38 (Tempe)
1973	Sun Devils, 26-20 (Eugene)
1966	Sun Devils, 14-10 (Tempe)

Record in Eugene: 9-8

Record at Autzen: 9-8

Record in Tempe: 8-8

OREGON VS. 2015 OPPONENTS

CALIFORNIA

California leads, 39-36-2

2014	Ducks, 59-41 (Santa Clara, Calif.)
2013	Ducks, 55-16 (Eugene)
2012	Ducks, 59-17 (Berkeley)
2011	Ducks, 43-15 (Eugene)
2010	Ducks, 15-13 (Berkeley)
2009	Ducks, 42-3 (Eugene)
2008	Bears, 26-16 (Berkeley)
2007	Bears, 31-24 (Eugene)
2006	Bears, 45-24 (Berkeley)
2005	Ducks, 27-20 (Eugene)*
2004	Bears, 28-27 (Berkeley)
2003	Ducks, 21-17 (Eugene)
2001	Ducks, 48-7 (Berkeley)
2000	Ducks, 25-17 (Eugene)
1999	Ducks, 24-19 (Berkeley)
1996	Ducks, 40-23 (Eugene)
1995	Ducks, 52-30 (Berkeley)
1994	Ducks, 23-7 (Eugene)
1993	Bears, 42-41 (Berkeley)
1992	Ducks, 37-17 (Eugene)
1991	Bears, 45-7 (Berkeley)
1990	Bears, 28-3 (Berkeley)
1989	Ducks, 35-19 (Eugene)
1987	Bears, 20-6 (Eugene)
1986	Ducks, 27-9 (Berkeley)
1985	Bears, 27-24 (Eugene)
1984	Ducks, 21-14 (Berkeley)
1983	Ducks, 24-17 (Eugene)
1982	Bears, 10-7 (Berkeley)
1980	Bears, 31-6 (Berkeley)
1979	Ducks, 19-14 (Eugene)
1978	Bears, 21-18 (Berkeley)
1977	Bears, 48-16 (Eugene)
1976	Bears, 27-10 (Berkeley)
1975	Bears, 34-7 (Eugene)
1974	Bears, 40-10 (Berkeley)
1973	Ducks, 41-10 (Eugene)
1972	Bears, 31-12 (Berkeley)
1971	Bears, 17-10 (Eugene)
1970	Ducks, 31-24 (Portland)
1968	Bears, 36-8 (Berkeley)
1967	Bears, 21-13 (Berkeley)
1965	Bears, 24-0 (Portland)
1960	Ducks, 20-0 (Berkeley)
1959	Ducks, 20-18 (Portland)
1958	Bears, 23-6 (Berkeley)
1957	Ducks, 24-6 (Eugene)
1956	Ducks, 28-6 (Berkeley)
1955	Ducks, 21-0 (Portland)
1954	Ducks, 33-27 (Berkeley)
1953	Tie, 0-0 (Berkeley)
1952	Bears, 41-7 (Portland)
1951	Bears, 28-26 (Berkeley)
1950	Bears, 28-7 (Portland)
1949	Bears, 41-14 (Berkeley)
1946	Ducks, 14-13 (Berkeley)
1945	Ducks, 20-13 (Berkeley)
1942	Bears, 20-7 (Berkeley)
1941	Ducks, 19-7 (Portland)
1940	Bears, 14-6 (Berkeley)
1939	Ducks, 6-0 (Berkeley)
1938	Bears, 20-0 (Berkeley)
1937	Bears, 26-0 (Portland)
1936	Bears, 28-0 (Berkeley)
1935	Bears, 6-0 (Portland)
1928	Bears, 13-0 (Berkeley)
1927	Bears, 16-0 (Portland)
1926	Ducks, 21-13 (Berkeley)
1925	Bears, 28-0 (Portland)
1921	Bears, 39-0 (Berkeley)
1918	Bears, 6-0 (Berkeley)
1917	Ducks, 21-0 (Eugene)
1916	Ducks, 34-14 (Berkeley)
1905	Tie, 0-0 (Berkeley)
1904	Bears, 12-0 (Berkeley)
1900	Ducks, 2-0 (Berkeley)
1899	Bears, 12-0 (Berkeley)

Record in Eugene: 15-6

Record at Autzen: 12-6

Record in Portland: 4-7

Record in Berkeley: 16-26-2

Record in Santa Clara: 1-0

STANFORD

Stanford leads, 46-31-1

2014	Ducks, 45-16 (Eugene)
2013	Cardinal, 26-20 (Stanford)
2012	Cardinal, 17-14 (Eugene)*
2011	Ducks, 53-30 (Stanford)
2010	Ducks, 52-31 (Eugene)
2009	Cardinal, 51-42 (Stanford)
2008	Ducks, 35-28 (Eugene)
2007	Ducks, 55-31 (Stanford)
2006	Ducks, 48-10 (Eugene)
2005	Ducks, 44-20 (Stanford)
2004	Ducks, 16-13 (Stanford)
2003	Ducks, 35-0 (Eugene)
2002	Ducks, 41-14 (Eugene)
2001	Cardinal, 49-42 (Eugene)
1998	Ducks, 63-28 (Eugene)
1997	Cardinal, 58-49 (Stanford)
1996	Cardinal, 27-24 (Stanford)*
1995	Cardinal, 28-21 (Eugene)
1994	Ducks, 55-21 (Stanford)
1993	Cardinal, 38-34 (Eugene)
1992	Cardinal, 21-7 (Stanford)
1991	Cardinal, 33-13 (Eugene)
1990	Ducks, 31-0 (Eugene)
1989	Cardinal, 18-17 (Stanford)
1988	Ducks, 7-3 (Eugene)
1987	Cardinal, 13-10 (Stanford)
1986	Cardinal, 41-7 (Eugene)
1985	Ducks, 45-28 (Eugene)
1983	Ducks, 16-7 (Stanford)
1981	Cardinal, 42-3 (Stanford)
1980	Cardinal, 35-25 (Eugene)
1979	Ducks, 16-7 (Stanford)
1977	Cardinal, 20-10 (Stanford)
1976	Cardinal, 28-17 (Eugene)
1975	Cardinal, 33-30 (Stanford)
1974	Cardinal, 17-0 (Eugene)
1973	Cardinal, 24-7 (Stanford)
1972	Ducks, 15-13 (Eugene)
1971	Cardinal, 38-17 (Stanford)
1970	Cardinal, 33-10 (Eugene)
1969	Cardinal, 28-0 (Stanford)
1968	Cardinal, 28-12 (Stanford)
1967	Cardinal, 17-14 (Stanford)
1966	Ducks, 7-3 (Portland)
1965	Cardinal, 17-14 (Stanford)
1964	Cardinal, 10-8 (Portland)
1963	Ducks, 36-7 (Stanford)
1962	Ducks, 28-14 (Portland)
1961	Ducks, 19-7 (Stanford)
1960	Ducks, 27-6 (Portland)
1959	Ducks, 28-27 (Stanford)
1958	Ducks, 12-0 (Portland)
1957	Ducks, 27-26 (Portland)
1956	Cardinal, 21-7 (Eugene)
1955	Cardinal, 44-7 (Stanford)
1954	Cardinal, 18-13 (Portland)
1953	Cardinal, 7-0 (Stanford)
1952	Ducks, 21-20 (Stanford)
1951	Cardinal, 27-20 (Portland)
1948	Ducks, 20-12 (Stanford)
1947	Ducks, 21-6 (Stanford)
1941	Cardinal, 19-15 (Stanford)
1940	Cardinal, 13-0 (Stanford)
1939	Ducks, 10-0 (Portland)
1938	Cardinal, 27-16 (Stanford)
1937	Ducks, 7-6 (Eugene)
1936	Tie, 7-7 (Stanford)
1929	Cardinal, 33-7 (Stanford)
1928	Cardinal, 26-12 (Eugene)
1927	Cardinal, 19-0 (Stanford)
1926	Cardinal, 29-12 (Eugene)
1925	Cardinal, 35-13 (Stanford)
1924	Cardinal, 28-13 (Stanford)
1923	Cardinal, 14-3 (Eugene)
1920	Cardinal, 10-0 (Stanford)
1905	Cardinal, 10-4 (Stanford)
1904	Cardinal, 35-0 (Stanford)
1900	Cardinal, 34-0 (Stanford)

Record in Eugene: 12-14

Record at Autzen: 11-10

Record in Portland: 5-3

Record at Stanford: 14-29-1

USC

USC leads, 38-19-2

2012	Ducks, 62-51 (Los Angeles)
2011	Trojans, 38-35 (Eugene)
2010	Ducks, 53-32 (Los Angeles)
2009	Ducks, 47-20 (Eugene)
2008	Trojans, 44-10 (Los Angeles)
2007	Ducks, 24-17 (Eugene)
2006	Trojans, 35-10 (Los Angeles)
2005	Trojans, 45-13 (Eugene)
2002	Trojans, 44-33 (Eugene)
2001	Ducks, 24-22 (Eugene)
2000	Ducks, 28-17 (Los Angeles)
1999	Ducks, 33-30 (Eugene)***
1998	Ducks, 17-13 (Eugene)
1997	Trojans, 24-22 (Los Angeles)
1994	Ducks, 22-7 (Los Angeles)
1993	Trojans, 24-13 (Eugene)
1992	Trojans, 32-10 (Los Angeles)
1991	Trojans, 30-14 (Eugene)
1988	Trojans, 42-14 (Los Angeles)
1987	Ducks, 34-27 (Eugene)
1986	Trojans, 35-21 (Los Angeles)
1985	Trojans, 20-6 (Tokyo)
1984	Trojans, 19-9 (Eugene)
1982	Trojans, 38-7 (Los Angeles)
1980	Tie, 7-7 (Eugene)
1978	Trojans, 37-10 (Eugene)
1977	Trojans, 33-15 (Los Angeles)
1976	Trojans, 53-0 (Eugene)
1975	Trojans, 17-3 (Los Angeles)
1974	Trojans, 16-7 (Eugene)
1973	Trojans, 31-10 (Los Angeles)
1972	Trojans, 18-10 (Eugene)
1971	Ducks, 28-23 (Los Angeles)
1970	Ducks, 10-7 (Eugene)
1968	Trojans, 20-13 (Eugene)
1967	Trojans, 28-6 (Los Angeles)
1958	Ducks, 25-0 (Portland)
1957	Ducks, 16-7 (Los Angeles)
1956	Ducks, 7-0 (Portland)
1955	Trojans, 42-15 (Los Angeles)
1954	Trojans, 24-14 (Portland)
1953	Ducks, 13-7 (Portland)
1950	Trojans, 30-21 (Los Angeles)
1949	Trojans, 40-13 (Los Angeles)
1948	Ducks, 8-7 (Portland)
1946	Trojans, 43-0 (Los Angeles)
1942	Trojans, 40-0 (Los Angeles)
1941	Ducks, 20-6 (Los Angeles)
1940	Trojans, 13-0 (Los Angeles)
1939	Tie, 7-7 (Los Angeles)
1938	Trojans, 31-7 (Portland)
1937	Trojans, 34-14 (Los Angeles)
1936	Trojans, 26-0 (Los Angeles)
1934	Trojans, 33-0 (Los Angeles)
1933	Trojans, 26-0 (Los Angeles)
1932	Trojans, 33-0 (Los Angeles)
1931	Trojans, 53-0 (Los Angeles)
1920	Trojans, 21-0 (Pasadena)
1915	Ducks, 34-0 (Los Angeles)

Record in Eugene: 7-11-1

Record at Autzen: 7-11-1

Record in Portland: 4-2

Record in Los Angeles: 8-23-1

Record in Pasadena: 0-1

Neutral Field: 0-1

OREGON STATE

Oregon leads, 62-46-10

2014	Ducks, 47-19 (Corvallis)
2013	Ducks, 36-35 (Eugene)
2012	Ducks, 48-24 (Corvallis)
2011	Ducks, 49-21 (Eugene)
2010	Ducks, 37-20 (Corvallis)
2009	Ducks, 37-33 (Eugene)
2008	Ducks, 65-38 (Corvallis)
2007	Beavers, 38-31 (Eugene)*
2006	Beavers, 30-28 (Corvallis)
2005	Ducks, 56-14 (Eugene)
2004	Beavers, 50-21 (Corvallis)
2003	Ducks, 34-20 (Eugene)
2002	Beavers, 45-24 (Corvallis)
2001	Ducks, 17-14 (Eugene)
2000	Beavers, 23-13 (Corvallis)
1999	Ducks, 25-14 (Eugene)
1998	Beavers, 44-41 (Corvallis)**

1997	Ducks, 48-30 (Eugene)
1996	Ducks, 49-13 (Corvallis)
1995	Ducks, 12-10 (Eugene)
1994	Ducks, 17-13 (Corvallis)
1993	Beavers, 15-12 (Eugene)
1992	Ducks, 7-0 (Corvallis)
1991	Beavers, 14-3 (Eugene)
1990	Ducks, 6-3 (Corvallis)
1989	Ducks, 30-21 (Eugene)
1988	Beavers, 21-10 (Corvallis)
1987	Ducks, 44-0 (Eugene)
1986	Ducks, 49-28 (Corvallis)
1985	Ducks, 34-13 (Eugene)
1984	Ducks, 31-6 (Corvallis)
1983	Tie, 0-0 (Eugene)
1982	Ducks, 7-6 (Corvallis)
1981	Ducks, 47-17 (Eugene)
1980	Ducks, 40-21 (Corvallis)
1979	Ducks, 24-3 (Eugene)
1978	Ducks, 24-3 (Corvallis)
1977	Ducks, 28-16 (Eugene)
1976	Ducks, 23-14 (Corvallis)
1975	Ducks, 14-7 (Eugene)
1974	Beavers, 35-16 (Corvallis)
1973	Beavers, 17-14 (Eugene)
1972	Ducks, 30-3 (Corvallis)
1971	Beavers, 30-29 (Eugene)
1970	Beavers, 24-9 (Corvallis)
1969	Beavers, 10-7 (Eugene)
1968	Beavers, 41-19 (Corvallis)
1967	Beavers, 14-10 (Eugene)
1966	Beavers, 20-15 (Corvallis)
1965	Beavers, 19-14 (Eugene)
1964	Beavers, 7-6 (Corvallis)
1963	Ducks, 31-14 (Eugene)
1962	Beavers, 20-17 (Corvallis)
1961	Beavers, 6-2 (Eugene)
1960	Tie, 14-14 (Corvallis)
1959	Beavers, 15-7 (Eugene)
1958	Ducks, 20-0 (Corvallis)
1957	Beavers, 10-7 (Eugene)
1956	Tie, 14-14 (Corvallis)
1955	Ducks, 28-0 (Eugene)
1954	Ducks, 33-14 (Corvallis)
1953	Beavers, 7-0 (Eugene)
1952	Beavers, 22-19 (Portland)
1951	Beavers, 14-7 (Eugene)
1950	Beavers, 14-2 (Portland)
1949	Beavers, 20-10 (Eugene)
1948	Ducks, 10-0 (Corvallis)
1947	Ducks, 14-6 (Eugene)
1946	Beavers, 13-0 (Corvallis)
1945	Beavers, 13-12 (Eugene)
1945	Beavers, 19-6 (Corvallis)
1942	Beavers, 39-2 (Corvallis)
1941	Beavers, 12-7 (Eugene)
1940	Ducks, 20-0 (Corvallis)
1939	Beavers, 19-14 (Eugene)
1938	Beavers, 14-0 (Portland)
1937	Beavers, 14-0 (Eugene)
1936	Beavers, 18-0 (Corvallis)
1935	Ducks 13-0 (Eugene)
1934	Ducks, 9-6 (Portland)
1933	Ducks, 13-3 (Portland)
1932	Ducks, 12-6 (Corvallis)
1931	Tie, 0-0 (Eugene)
1930	Beavers, 15-0 (Corvallis)
1929	Ducks, 16-0 (Eugene)
1928	Ducks, 12-0 (Corvallis)
1927	Beavers, 31-7 (Eugene)
1926	Beavers, 16-0 (Corvallis)
1925	Beavers, 24-13 (Eugene)
1924	Ducks, 7-3 (Corvallis)
1923	Beavers, 6-0 (Eugene)
1922	Ducks, 10-0 (Corvallis)
1921	Tie, 0-0 (Eugene)
1920	Tie, 0-0 (Eugene)
1919	Ducks, 9-0 (Eugene)
1918	Ducks, 13-6 (Corvallis)
1917	Beavers, 14-7 (Portland)
1916	Ducks, 27-0 (Corvallis)
1915	Ducks, 9-0 (Eugene)

OREGON VS. 2015 OPPONENTS

1914 Tie, 3-3 (Corvallis)
 1913 Tie, 10-10 (Albany)
 1912 Ducks, 3-0 (Albany)
 1910 Ducks, 12-0 (Corvallis)
 1909 Ducks, 12-0 (Eugene)
 1908 Ducks, 8-0 (Portland)
 1907 Beavers, 4-0 (Eugene)
 1906 Tie, 0-0 (Corvallis)
 1905 Ducks, 6-0 (Eugene)
 1904 Ducks, 6-5 (Corvallis)
 1903 Ducks, 5-0 (Eugene)
 1902 Tie, 0-0 (Corvallis)
 1899 Ducks, 38-0 (Eugene)
 1898 Ducks, 38-0 (Corvallis)
 1897 Beavers, 26-8 (Eugene)
 1896 Ducks, 12-8 (Corvallis)
 1896 Ducks, 2-0 (Eugene)
 1895 Ducks, 44-0 (Eugene)
 1894 Beavers, 16-0 (Eugene)

Record in Eugene: 29-24-4

Record at Autzen: 16-7-1

Record in Portland: 3-4

Record in Corvallis: 29-18-5

Record in Albany: 1-0-1

ARIZONA**Oregon leads, 25-16**

2014 Ducks, 51-13 (Santa Clara, Calif.)
 2014 Wildcats, 31-24 (Eugene)
 2013 Wildcats, 42-16 (Tucson)
 2012 Ducks, 49-0 (Eugene)
 2011 Ducks, 56-31 (Tucson)
 2010 Ducks, 48-29 (Eugene)
 2009 Ducks, 44-41 (Tucson)*
 2008 Ducks, 55-45 (Eugene)
 2007 Wildcats, 34-24 (Tucson)
 2006 Wildcats, 37-10 (Eugene)
 2005 Ducks, 28-21 (Tucson)
 2004 Ducks, 28-14 (Eugene)
 2003 Ducks, 48-10 (Tucson)
 2002 Ducks, 31-14 (Tucson)
 2001 Ducks, 63-28 (Tucson)
 2000 Ducks, 14-10 (Eugene)
 1999 Ducks, 44-41 (Tucson)
 1998 Wildcats, 38-3 (Tucson)
 1997 Ducks, 16-9 (Eugene)
 1996 Ducks, 49-31 (Eugene)
 1995 Ducks, 17-13 (Tucson)
 1994 Ducks, 10-9 (Eugene)
 1993 Wildcats, 31-10 (Tucson)
 1990 Wildcats, 22-17 (Tucson)
 1989 Ducks, 16-10 (Eugene)
 1988 Wildcats, 41-27 (Tucson)
 1986 Wildcats, 37-17 (Eugene)
 1985 Wildcats, 20-8 (Tucson)
 1984 Wildcats, 28-14 (Tucson)
 1983 Ducks, 19-10 (Tucson)
 1982 Ducks, 13-7 (Eugene)
 1981 Wildcats, 18-14 (Eugene)
 1979 Wildcats, 24-13 (Tucson)
 1978 Wildcats, 24-3 (Eugene)
 1972 Ducks, 24-7 (Eugene)
 1964 Ducks, 21-0 (Eugene)
 1963 Ducks, 28-12 (Tucson)
 1961 Wildcats, 15-6 (Portland)
 1955 Ducks, 46-27 (Tucson)
 1951 Ducks, 39-21 (Eugene)
 1937 Wildcats, 20-6 (Tucson)

Record in Eugene: 13-5

Record at Autzen: 11-5

Record in Portland: 0-1

Record in Tucson: 11-10

Record in Santa Clara: 1-0

UCLA**UCLA leads, 39-28**

2014 Ducks, 42-30 (Pasadena)
 2013 Ducks, 42-14 (Eugene)
 2011 Ducks, 49-31 (Eugene)

2010 Ducks, 60-13 (Eugene)
 2009 Ducks, 24-10 (Pasadena)
 2008 Ducks, 31-21 (Eugene)
 2007 Bruins, 16-0 (Pasadena)
 2006 Ducks, 30-20 (Eugene)
 2004 Bruins, 34-26 (Eugene)
 2003 Ducks, 31-13 (Pasadena)
 2002 Ducks, 31-30 (Pasadena)
 2001 Ducks, 21-20 (Pasadena)
 2000 Ducks, 29-10 (Eugene)
 1999 Bruins, 34-29 (Pasadena)
 1998 Bruins, 41-38 (Pasadena)*
 1997 Bruins, 39-31 (Eugene)
 1996 Bruins, 41-22 (Eugene)
 1995 Ducks, 38-31 (Pasadena)
 1992 Bruins, 9-6 (Eugene)
 1991 Bruins, 16-7 (Pasadena)
 1990 Ducks, 28-24 (Eugene)
 1989 Ducks, 38-20 (Pasadena)
 1988 Bruins, 16-6 (Eugene)
 1987 Bruins, 41-10 (Pasadena)
 1984 Ducks, 20-18 (Pasadena)
 1983 Bruins, 24-13 (Eugene)
 1982 Bruins, 40-12 (Pasadena)
 1981 Bruins, 28-11 (Eugene)
 1980 Ducks, 20-14 (Los Angeles)
 1979 Bruins, 35-0 (Eugene)
 1978 Bruins, 23-21 (Los Angeles)
 1977 Bruins, 21-3 (Eugene)
 1976 Bruins, 46-0 (Los Angeles)
 1975 Bruins, 50-17 (Eugene)
 1974 Bruins, 21-0 (Los Angeles)
 1973 Bruins, 27-7 (Eugene)
 1972 Bruins, 65-20 (Los Angeles)
 1970 Ducks, 41-40 (Los Angeles)
 1969 Bruins, 13-10 (Eugene)
 1958 Bruins, 7-3 (Los Angeles)
 1957 Ducks, 21-0 (Portland)
 1956 Bruins, 6-0 (Los Angeles)
 1954 Bruins, 41-0 (Los Angeles)
 1953 Bruins, 12-0 (Eugene)
 1952 Bruins, 13-6 (Los Angeles)
 1951 Bruins, 41-0 (Los Angeles)
 1950 Bruins, 28-0 (Los Angeles)
 1949 Bruins, 35-27 (Los Angeles)
 1948 Ducks, 26-7 (Los Angeles)
 1947 Bruins, 24-7 (Los Angeles)
 1946 Bruins, 14-0 (Portland)
 1945 Bruins, 12-0 (Los Angeles)
 1942 Ducks, 14-7 (Eugene)
 1941 Bruins, 14-8 (Los Angeles)
 1940 Ducks, 18-0 (Eugene)
 1939 Bruins, 16-6 (Los Angeles)
 1938 Ducks, 14-12 (Eugene)
 1937 Bruins, 26-13 (Los Angeles)
 1936 Bruins, 7-0 (Portland)
 1935 Bruins, 33-6 (Los Angeles)
 1934 Ducks, 26-3 (Portland)
 1933 Ducks, 7-0 (Los Angeles)
 1932 Bruins, 12-7 (Portland)
 1931 Ducks, 13-6 (Los Angeles)
 1930 Ducks, 7-0 (Eugene)
 1929 Ducks, 27-0 (Eugene)
 1928 Ducks, 26-6 (Los Angeles)

Record at Eugene: 10-13

Record at Autzen: 7-12

Record at Portland: 4-3

Record at Pasadena: 8-6

Record at Los Angeles: 6-17

OREGON ALL-TIME VS. OPPONENTS

	W	L	T	First (result)	Last (result)
Air Force	8	3	1	1959 (35-12)	1997 (41-13)
Albany College	3	0	2	1894 (44-2)	1904 (4-0)
Arizona	25	16	0	1937 (6-20)	2014 (51-13)
Arizona State	17	16	0	1966 (10-14)	2012 (43-21)
Arkansas State	1	0	0	2012 (57-34)	2012 (57-34)
Army	0	0	2	1969 (17-17)	1970 (22-22)
Auburn	0	1	0	2011 (19-22)	2011 (19-22)
Boise State	0	2	0	2008 (32-37)	2009 (8-19)
Boston University	0	1	0	1951 (6-35)	1951 (6-35)
Bremerton Sailors	1	0	0	1913 (43-6)	1913 (43-6)
BYU	3	3	0	1964 (20-13)	2006 (8-38)
California	36	39	2	1899 (0-12)	2014 (59-41)
Capitol A.C.	0	1	0	1900 (0-5)	1900 (0-5)
Camp Lewis	1	0	0	1918 (20-3)	1918 (20-3)
Chemawa Indians	5	0	0	1897 (10-0)	1905 (17-0)
Colorado	11	8	0	1949 (42-14)	2014 (44-10)
Colorado State	3	1	0	1976 (17-3)	1996 (35-28)
Columbia	1	0	0	1933 (14-7)	1933 (14-7)
Drake	1	0	0	1930 (14-7)	1930 (14-7)
Eastern Washington	0	0	0	2015	
Florida	0	1	0	1929 (6-20)	1929 (6-20)
Florida State	1	0	0	2014 (59-20)	2014 (59-20)
Fordham	0	1	0	1938 (0-26)	1938 (0-26)
Foundation	1	0	0	1918 (41-0)	1918 (41-0)
Fresno State	7	2	0	1981 (16-23)	2012 (42-25)
Georgia	0	1	0	1977 (16-27)	1977 (16-27)
Georgia State	0	0	0	2015	
Gonzaga	5	1	0	1932 (13-0)	1939 (7-12)
Harvard	0	1	0	1919 (6-7)	1919 (6-7)
Hawaii	4	3	0	1921 (47-0)	1994 (16-36)
Honolulu	1	0	0	1928 (13-2)	1928 (13-2)
Houston	3	0	0	1983 (15-14)	2007 (48-27)
Idaho	52	3	4	1901 (0-0)	2004 (48-10)
Idaho State	1	0	0	1988 (52-7)	1988 (52-7)
Illinois	2	1	0	1970 (16-20)	1995 (34-31)
Indiana	2	1	0	1963 (28-22)	2004 (24-30)
Iowa	2	1	0	1949 (31-24)	1994 (40-18)
Kansas	0	1	1	1980 (7-7)	1981 (10-19)
Kansas State	1	0	0	2013 (35-17)	2013 (35-17)
Linfield	3	0	0	1927 (7-0)	1933 (53-0)
Long Beach State	3	0	0	1984 (28-17)	1989 (52-10)
LSU	1	3	0	1932 (12-0)	2011 (27-40)
Mare Island Marines	0	1	0	1917 (0-27)	1917 (0-27)
Miami (Fla.)	0	1	0	1958 (0-2)	1958 (0-2)
Michigan	2	3	0	1948 (0-14)	2007 (39-7)
Michigan State	3	2	0	1979 (17-41)	2014 (46-27)
Minnesota	1	3	0	1961 (7-14)	2003 (30-31)
Mississippi State	2	0	0	2002 (36-13)	2003 (42-34)
Missouri	0	1	0	1972 (22-24)	1972 (22-24)
Missouri State	1	0	0	2011 (56-7)	2011 (56-7)
Montana	7	0	1	1928 (31-6)	2005 (47-14)
Montana State	1	0	0	1947 (27-14)	1947 (27-14)
Multnomah A.C.	11	20	3	1896 (6-12)	1925 (0-0)
Navy Pre-Flight	0	1	0	1942 (9-10)	1942 (9-10)
Nebraska	1	5	0	1952 (13-25)	1986 (14-48)
Nevada	6	1	0	1947 (6-13)	2011 (69-20)
New Mexico	1	0	0	2010 (72-0)	2010 (72-0)
New Mexico State	1	0	0	1991 (29-6)	1991 (29-6)
New York Univ.	1	0	0	1931 (14-6)	1931 (14-6)
Nicholls	1	0	0	2013 (66-3)	2013 (66-3)
North Dakota	0	0	1	1931 (0-0)	1931 (0-0)
Northwestern	0	1	0	1974 (10-14)	1974 (10-14)
Notre Dame	0	1	1	1976 (0-41)	1982 (13-13)
Ohio State	0	9	0	1957 (7-10)	2014 (20-42)
Oklahoma	1	6	0	1958 (0-6)	2006 (34-33)
Oklahoma State	1	0	0	2008 (42-31)	2008 (42-31)
Oregon Alumni	6	0	0	1903 (6-0)	1913 (42-3)

	W	L	T	First (result)	Last (result)
Oregon Medics	1	0	0	1902 (11-0)	1902 (11-0)
Oregon State	62	46	10	1894 (0-12)	2014 (47-39)
Pacific (Calif.)	4	3	0	1946 (7-6)	1995 (45-7)
Pacific (Ore.)	14	0	2	1894 (0-0)	1932 (26-6)
Pearl Harbor	1	0	0	1921 (3-3)	1921 (3-3)
Pendleton H.S.	1	0	0	1901 (12-0)	1901 (12-0)
Pennsylvania	1	0	0	1916 (14-0)	1916 (14-0)
Penn State	1	3	0	1960 (12-41)	1995 (20-38)
Pittsburgh	2	2	0	1956 (7-14)	1965 (17-15)
Portland	4	1	0	1894 (0-12)	1936 (14-0)
Portland State	4	0	0	1994 (58-16)	2010 (69-0)
Puget Sound	1	0	0	1910 (115-0)	1910 (115-0)
Purdue	2	1	0	1979 (7-13)	2009 (38-36)
Rice	1	0	0	1962 (31-12)	1962 (31-12)
St. Mary's	3	7	0	1929 (6-31)	1950 (13-18)
San Diego State	4	0	0	1985 (49-37)	1990 (42-21)
San Francisco	1	0	0	1947 (34-7)	1947 (34-7)
San Jose State	12	6	0	1953 (26-13)	1998 (58-3)
Santa Clara	2	0	0	1932 (7-0)	1941 (21-19)
South Dakota	1	0	0	2014 (62-13)	2014 (62-13)
South Florida	1	0	0	2007 (56-21)	2007 (56-21)
Southern Methodist	1	1	0	1948 (13-21)	1963 (21-14)
Southern Oregon	2	0	0	1899 (35-0)	1900 (21-0)
Stanford	31	46	1	1900 (0-34)	2014 (45-16)
TCU	1	1	0	1977 (29-24)	1978 (10-14)
Tennessee	2	0	0	2010 (48-13)	2013 (59-14)
Tennessee Tech	1	0	0	2012 (63-14)	2012 (63-14)
Texas	2	4	0	1941 (7-21)	2013 (30-7)
Texas Tech	2	0	0	1991 (28-13)	1992 (16-13)
Tulsa	1	0	0	1989 (27-24)	1989 (27-24)
UC Santa Barbara	1	0	0	1948 (55-7)	1948 (55-7)
UCLA	28	39	0	1928 (26-6)	2014 (42-30)
UNLV	2	0	0	1980 (32-9)	1992 (59-6)
USC	19	38	2	1915 (34-0)	2012 (62-51)
Utah	20	8	0	1933 (26-7)	2014 (51-27)
Utah State	4	0	0	1976 (27-9)	2008 (66-24)
UTEP	2	0	0	1998 (33-26)	1999 (47-28)
U.S. Marines	2	0	0	1937 (24-6)	1940 (12-2)
Vancouver Barr.	1	0	0	1911 (36-0)	1911 (36-0)
Virginia	1	0	0	2013 (59-10)	2013 (59-10)
Wake Forest	0	2	0	1992 (35-39)	2002 (17-38)
Washington	44	58	5	1900 (43-0)	2014 (45-20)
Washington State	47	38	7	1901 (0-16)	2014 (38-31)
West Virginia	2	0	0	1960 (20-6)	1963 (35-0)
Western Oregon	2	0	0	1928 (24-0)	1931 (21-6)
Whitman	7	2	0	1901 (0-6)	1924 (40-6)
Whitworth	1	1	0	1906 (10-0)	1908 (10-16)
Willamette	22	1	1	1895 (8-4)	1931 (20-0)
Wisconsin	2	3	0	1977 (10-22)	2012 (45-38)
Wyoming	1	0	0	2014 (48-14)	2014 (48-14)
	626	477	46	.565	

2015 Opponents in **Bold**
All-time record reflects forfeits to Washington State in 1978 and 1979

ALL-TIME NATIONAL RANKINGS

2014				2011				2007			
Week	AP	USA		Week	AP	USA		Week	AP	USA	
Preseason	3	3		Preseason	3	3		Sept. 9	21	19	
Sept. 2	4	4		Sept. 6	13	14		Sept. 16	13	13	Harris
Sept. 7	2	4		Sept. 11	12	14		Sept. 23	11	12	10
Sept. 14	2	3		Sept. 18	10	13		Sept. 30	14	13	13
Sept. 21	2	4		Sept. 25	9	11		Oct. 7	9	8	10
Sept. 28	2	4		Oct. 2	9	9	Harris	Oct. 14	7	6	7
Oct. 5	12	11		Oct. 9	9	9	9	Oct. 21	5	5	5
Oct. 12	9	9		Oct. 16	9	T8	9	Oct. 28	4	4	5
Oct. 19	6	7	CFP	Oct. 23	7	7	7	Nov. 4	3	3	3
Oct. 26	5	6	5	Oct. 30	6	6	6	Nov. 11	2	2	2
Nov. 2	5	5	4	Nov. 6	6	6	6	Nov. 18	9	10	10
Nov. 9	3	4	2	Nov. 13	4	4	4	Nov. 25	18	20	19
Nov. 16	3	3	2	Nov. 20	9	9	9	Jan. 8	23	24	
Nov. 23	3	3	2	Nov. 27	8	7	7				
Nov. 30	3	3	2	Dec. 3	6	5	5				
Dec. 7	3	3	2	Jan. 10	4	4					
Jan. 13	2	2	2								
2013				2010				2006			
Week	AP	USA		Week	AP	USA		A1	(AP) 21st (324)	(USA/ESPN) 20th (373)	
Preseason	3	3		Preseason	11	11		S4	(AP) 20th (436)	(USA/ESPN) 20th (458)	
Sept. 3	2	3		Sept. 7	7	8		S11	(AP) 18th (547)	(USA/ESPN) 18th (529)	
Sept. 8	2	2		Sept. 12	5	6		S18	(AP) 13th (833)	(USA/ESPN) 12th (829)	
Sept. 15	2	2		Sept. 19	5	6		S25	(AP) 14th (805)	(USA/ESPN) 12th (854)	
Sept. 22	2	2		Sept. 26	4	4		O2	(AP) 11th (946)	(USA/ESPN) 11th (946)	
Sept. 29	2	2		Oct. 3	3	3	Harris	O9	(AP) 18th (474)	(USA/ESPN) 18th (510)	
Oct. 6	2	2	Harris	Oct. 10	2	2	2	O16	(AP) 16th (639)	(USA/ESPN) 15th (660)	
Oct. 13	2	2	2	Oct. 17	1	1	1	O23	(AP) 25th (132)	(USA/ESPN) 24th (228)	
Oct. 20	2	2	2	Oct. 24	1	1	1	O30	(AP) 24th (167)	(USA/ESPN) 22nd (262)	
Oct. 27	2	2	2	Oct. 31	1	1	1	N6	(AP) 21st (308)	(USA/ESPN) 20th (400)	
Nov. 3	2	2	2	Nov. 7	1	1	1				
Nov. 10	6	7	6	Nov. 14	1	1	1				
Nov. 17	5	5	5	Nov. 21	1	1	1				
Nov. 24	12	12	12	Nov. 28	1	1	1				
Dec. 1	12	12	12	Dec. 5	2	1	2				
Dec. 8	10	12	12	Jan. 11	3	3					
Jan. 7	9	9									
2012				2009				2005			
Week	AP	USA		Week	AP	USA		S19	(AP) 24th (201)		
Preseason	5	5		Preseason	16	14		O3	(AP) 25th (121)		
Sept. 4	4	4		Sept. 6	RV	RV		O10	(AP) 20th (456)	(USA/ESPN) 21st (311)	
Sept. 9	4	4		Sept. 13	RV	RV		O17	(AP) 15th (665)	(USA/ESPN) 16th (588)	
Sept. 16	3	3		Sept. 20	RV	RV	Harris	O24	(AP) 14th (750)	(USA/ESPN) 14th (712)	
Sept. 23	2	2		Sept. 27	16	25	23	O31	(AP) 15th (756)	(USA/ESPN) 13th (782)	
Sept. 30	2	2	Harris	Oct. 4	13	17	15	N7	(AP) 11th (943)	(USA/ESPN) 11th (919)	
Oct. 7	2	2	2	Oct. 11	13	16	14	N14	(AP) 10th (1,022)	(USA/ESPN) 10th (1,001)	
Oct. 14	2	2	2	Oct. 18	12	14	12	N21	(AP) 8th (1,107)	(USA/ESPN) 8th (1,102)	
Oct. 21	2	2	2	Oct. 25	10	12	11	N28	(AP) 8th (1,144)	(USA/ESPN) 8th (1,127)	
Oct. 28	2	2	2	Nov. 1	7	8	8	D5	(AP) 6th (1,241)	(USA/ESPN) 5th (1,234)	
Nov. 4	2	2	2	Nov. 8	14	16	14	J10	(AP) t12th (817)	(USA/ESPN) 12th (837)	
Nov. 11	1	1	1	Nov. 15	11	11	11				
Nov. 17	5	4	4	Nov. 22	10	10	10				
Nov. 24	6	4	4	Nov. 29	7	8	8				
Dec. 2	5	3	3	Dec. 6	7	7	7				
Jan. 8	2	2		Jan. 8	11	11					
2011				2008				2004			
Week	AP	USA		Week	AP	USA		A1	(AP) 23rd (200)	(USA/ESPN) 25th (175)	
Preseason	3	3		Preseason	21	20		A30	(AP) no poll	(USA/ESPN) 24th (165)	
Sept. 2	18	16		Sept. 2	18	16		S6	(AP) 24th (181)	(USA/ESPN) 25th (124)	
Sept. 7	16	14		Sept. 7	16	14					
Sept. 14	17	12		Sept. 14	17	12					
Sept. 21	RV	22	Harris	Sept. 21	RV	22	21				
Sept. 28	23	20	21	Sept. 28	23	20	21				
Oct. 5	RV	RV	RV	Oct. 5	RV	RV	RV				
Oct. 12	RV	RV	RV	Oct. 12	RV	RV	RV				
Oct. 19	RV	RV	RV	Oct. 19	RV	RV	RV				
Oct. 26	23	24	24	Oct. 26	23	24	24				
Nov. 2	-	RV	RV	Nov. 2	-	RV	RV				
Nov. 9	RV	RV	RV	Nov. 9	RV	RV	RV				
Nov. 16	24	22	22	Nov. 16	24	22	22				
Nov. 23	19	18	19	Nov. 23	19	18	19				
Nov. 30	16	14	15	Nov. 30	16	14	15				
Dec. 7	15	13	15	Dec. 7	15	13	15				
Jan. 9	10	9		Jan. 9	10	9					

2001

A2	(AP) 7th (1,354)	(USA/ESPN) 8th (1,038)
A27	(AP) 7th (1,367)	(USA/ESPN) 7th (1,076)
S3	(AP) 7th (1,357)	(USA/ESPN) 8th (1,083)
S9	(AP) 7th (1,294)	(USA/ESPN) 7th (1,078)
S16	(AP) no poll	(USA/ESPN) no poll
S23	(AP) 6th (1,342)	(USA/ESPN) 6th (1,120)
S30	(AP) 7th (1,310)	(USA/ESPN) 8th (1,108)
O7	(AP) 5th (1,437)	(USA/ESPN) 6th (1,184)
O14	(AP) 5th (1,506)	(USA/ESPN) 5th (1,244)
O21	(AP) 11th (981)	(USA/ESPN) 13th (793)
O28	(AP) 8th (1,218)	(USA/ESPN) 9th (963)
N4	(AP) 7th (1,343)	(USA/ESPN) 7th (1,080)
N11	(AP) 7th (1,388)	(USA/ESPN) 7th (1,136)
N18	(AP) 6th (1,404)	(USA/ESPN) 7th (1,149)
N25	(AP) 4th (1,540)	(USA/ESPN) 5th (1,257)
D2	(AP) 3rd (1,624)	(USA/ESPN) 3rd (1,349)
D9	(AP) 2nd (1,698)	(USA/ESPN) 2nd (1,398)
J3	(AP) 2nd (1,726)	(USA/ESPN) 2nd (1,726)

2000

S25	(AP) 20th (457)	(USA/ESPN) 25th (183)
O2	(AP) 9th (1,031)	(USA/ESPN) 15th (613)
O9	(AP) 9th (1,140)	(USA/ESPN) 12th (740)
O16	(AP) 7th (1,290)	(USA/ESPN) 11th (894)
O23	(AP) 7th (1,309)	(USA/ESPN) 10th (936)
O30	(AP) 7th (1,378)	(USA/ESPN) 8th (1,047)
N6	(AP) 6th (1,429)	(USA/ESPN) 7th (1,121)
N13	(AP) 5th (1,490)	(USA/ESPN) 6th (1,169)
N20	(AP) 10th (1,177)	(USA/ESPN) 11th (817)
N27	(AP) 9th (1,183)	(USA/ESPN) 11th (869)
D11	(AP) 8th (1,207)	(USA/ESPN) 11th (888)
J5	(AP) 7th (1,299)	(USA/ESPN) 9th (1,009)

1999

S27	(AP) 25th (158)	
J4	(AP) 19th (358)	(USA/ESPN) 18th (375)

1998

S7	(AP) 24th (141)	
S14	(AP) 22nd (245)	(USA/ESPN) 23rd (165)
S21	(AP) 20th (399)	(USA/ESPN) 21st (325)
S28	(AP) 17th (613)	(USA/ESPN) 17th (522)
O5	(AP) 15th (747)	(USA/ESPN) 16th (619)
O12	(AP) 11th (1,021)	(USA/ESPN) 12th (851)
O19	(AP) 12th (939)	(USA/ESPN) 14th (717)
O26	(AP) 12th (997)	(USA/ESPN) 13th (806)
N2	(AP) 21st (420)	(USA/ESPN) 20th (351)
N9	(AP) 20th (498)	(USA/ESPN) 19th (427)
N16	(AP) 15th (754)	(USA/ESPN) 16th (589)
N23	(AP) 22nd (278)	(USA/ESPN) 23rd (229)
N30	(AP) 21st (324)	(USA/ESPN) 21st (286)
D7	(AP) 21st (322)	(USA/ESPN) 21st (270)

1996

S15	(AP) 25th (103)	
-----	-----------------	--

1995

S3	(AP) 24th (187)	
S10	(AP) 20th (296)	(USA) 22nd (189)
S17	(AP) 12th (823)	(USA) 13th (780)
S24	(AP) 19th (379)	(USA) 20th (327)
O1	(AP) 17th (470)	(USA) 18th (423)
O8	(AP) 15th (918)	(USA) 15th (629)
O15	(AP) 12th (841)	(USA) 12th (793)
O22	(AP) 10th (941)	(USA) 12th (854)
O29	(AP) 19th (457)	(USA) 19th (400)
N5	(AP) 17th (619)	(USA) 17th (635)
N12	(AP) 16th (649)	(USA) 16th (620)
N19	(AP) 12th (818)	(USA) 12th (779)
N26	(AP) 12th (805)	(USA) 12th (788)
J3	(AP) 18th (416)	(USA) 18th (441)

ALL-TIME NATIONAL RANKINGS

1994

O23	(USA) 24th (91)
O30	(AP) 21st (373) (USA) 17th (520)
N7	(AP) 15th (801) (USA) 11th (647)
N14	(AP) 12th (856) (USA) 9th (893)
N21	(AP) 12th (924) (USA) 9th (1,032)
N28	(AP) 12th (918) (USA) 9th (1,028)
D5	(AP) 12th (916) (USA) 9th (1,051)
J3	(AP) 11th (810) (USA) 11th (831)

1990

S17	(UPI) T23rd (7)
O1	(AP) 22nd (257) (UPI) 17th (45)
O8	(AP) 19th (424) (UPI) 17th (60)
O15	(UPI) 24th (6)
O22	(AP) 25th (98) (UPI) 22nd (9)
O29	(AP) 22nd (230) (UPI) 20th (10)
N5	(AP) 20th (362) (UPI) 18th (20)
N26	(UPI) T25th (7)

1989

S18	(AP) 22nd (245) (UPI) 18th
O2	(AP) 23rd (245)

1988

S27	(AP) 20th (82)
O4	(AP) 18th (132) (UPI) T18th
O25	(AP) 20th (151) (UPI) 19th

1987

O13	(AP) 16th (229) (UPI) 18th
-----	----------------------------

1970

O27	(AP) 16th (29) (UPI) 15th
N10	(AP) 19th (19)

The Associated Press only published a Top-10 ranking from 1961-67

1965

O10	(UPI) T10th
-----	-------------

1964

O6	(UPI) 19th (11)
O13	(UPI) 16th (13)
O20	(UPI) 14th (15)
O27	(AP) 7th (119) (UPI) 10th (81)
N3	(UPI) 13th (13)
N10	(UPI) 13th (17)
N17	(AP) 10th (32) (UPI) 10th (33)

1963

O8	(UPI) T19th (7)
O15	(UPI) 15th (22)
O22	(UPI) 13th (29)

1962

O16	(UPI) 13th (28)
O23	(UPI) 16th (23)
N6	(UPI) 11th (34)
N13	(UPI) 11th (34)

1960

N15	(AP) T19th (7)
N22	(AP) T20th (2)

1959

O20	(AP) 11th (192)
O27	(AP) 16th (25)
N2	(AP) 15th (53)
N10	(AP) 14th (27)
N17	(AP) 17th (31)

1957

O22	(AP) 18th (43) (UPI) 19th (10)
O20	(AP) 15th (51) (UPI) 11th (19)
N5	(AP) 13th (67) (UPI) T10th (22)
N12	(AP) T15th (54) (UPI) 16th (13)
N19	(AP) 15th (91) (UPI) 12th (41)
N26	(UPI) T17th (3)

1948

O26	(AP) 14th (60)
N2	(AP) 15th (59)
N9	(AP) 15th (61)
N16	(AP) 13th (70)
N23	(AP) 10th (65)
N30	(AP) 9th

AP - Associated Press
UPI - United Press International
USA - USA Today
USA/ESPN - USA Today/ESPN
Harris - Harris Poll
BCS - Bowl Championship Series Standings



BOWL HISTORY



2015 CFP CHAMPIONSHIP

Ohio State 42, Oregon 20
Jan. 12, 2015
Arlington, Texas
Attendance: 85,689

ARLINGTON, Texas — Oregon's second trip to the national championship game in five years ended in similarly frustrating fashion, as the No. 2-ranked Ducks fell to fourth-ranked Ohio State, 42-20, in the inaugural College Football Playoff championships before 85,689 Monday night at AT&T Stadium.

Oregon bounced back from an 11-point halftime deficit to pull within a 21-20 disadvantage with just over 6 minutes remaining in the third quarter, but it was unable to contain the Buckeyes' sophomore running back Ezekiel Elliott. Running for better than 200 yards in each of his two previous outing against Wisconsin and Alabama, Elliott tallied 148 of his 246 rushing yards in the second half while scoring three of his four touchdowns in just over the final 15 minutes of the game.

Heisman Trophy winning quarterback Marcus Mariota did his best to keep the Ducks within striking distance, taking his team 75-yards downfield on the opening drive to give Oregon a 7-0 advantage. Completing all four pass attempts while mixing in a quartet of Thomas Tyner runs, two of his own, and one by Royce Freeman, Mariota capped the drive with a 7-yard touchdown pass to Keanon Lowe.

The opportunity existed for the Ducks to do further damage by forcing Ohio State to punt on its first series but a pair of dropped passes on third down on the next two possessions allowed the Big Ten Conference representative to get its offense untracked.

Elliott's 33-yard TD run, a short scoring pass from quarterback Cardale Jones to Nick Vannett, and a 1-yard touchdown plunge by Jones provide the Bucks with a 21-7 cushion.

The first of two Aidan Schneider field goals cut the halftime deficit to 21-10 before a 70-yard scoring toss from Mariota to Byron Marshall gave the Ducks life early in the third quarter. An Arik Armstead fumble recovery led to Schneider's second three-pointer and suddenly Oregon felt it's first football national championship could be within its grasp.

But Oregon's inability to convert two other Buckeyes' turnovers into points and Ohio State successfully keeping the football away from the Ducks' high-powered offense in the second half proved to be the formula for victory. The winners were able to possess the football more than 16 minutes longer than Oregon over the course of the game's final 30 minutes.

Making his final appearance in an Oregon uniform, Mariota came within a trio of completions from equalling his collegiate high, finishing the night 24-37 for 333 yards and two touchdowns.

However Ohio State's plan to limit Mariota's effectiveness on the ground also proved to be a factor in its success. The program's second-leading rusher was held to a per-carry average of only 3.9 yards-per-attempt as well as a long run of only 8 yards.

A beneficiary of Mariota's passing prowess was Marshall. In the process of equalling his single-game personal-best eight catches for an all-time high 169 yards, Marshall not only became the 10th player to eclipse 1,000 receiving yards in school history, he became the first in the conference record books to ever grab 1,000 receiving yards and run for 1,000 yards (2013).

Ohio State	14	7	7	14	42	Record: (14-1)
Oregon	7	3	10	0	20	Record: (13-2)

1st	12:21	ORE	Lowe, K. 7 yd pass from Mariota, M. (Schneider, A. kick), 11-75 2:39, OHSU 0 - ORE 7
	04:36	OHSU	Elliott, E 33 yd run (Nuernberger, S kick), 10-97 3:16, OHSU 7 - ORE 7
	01:08	OHSU	Vannett, N. 1 yd pass from Jones, C. (Nuernberger, S kick), 4-46 1:27, OHSU 14 - ORE 7
2nd	04:49	OHSU	Jones, Cardale 1 yd run (Nuernberger, S kick), 6-49 2:16, OHSU 21 - ORE 7
	00:48	ORE	Schneider, A. 26 yd field goal, 12-66 4:01, OHSU 21 - ORE 10
3rd	11:23	ORE	Marshall, B. 70 yd pass from Mariota (Schneider, A. kick), 1-70 0:10, OHSU 21 - ORE 17
	06:39	ORE	Schneider, A. 23 yd field goal, 6-17 1:42, OHSU 21 - ORE 20
	00:00	OHSU	Elliott, E 9 yd run (Nuernberger, S kick), 12-75 6:39, OHSU 28 - ORE 20
4th	09:44	OHSU	Elliott, E 2 yd run (Nuernberger, S kick), 9-76 4:13, OHSU 35 - ORE 20
	00:28	OHSU	Elliott, E 1 yd run (Nuernberger, S kick), 5-14 2:17, OHSU 42 - ORE 20

RUSHING: Ohio State-Elliott, E. 36-246; Jones, C. 21-38; Samuel, C. 1-6; Marshall, J. 2-3; Smith, C. 1-3. Oregon Ducks-Tyner, Thomas 12-64; Mariota, Marcus 10-45; Freeman, Royce 10-25; Marshall, Byron 1-9.

PASSING: Ohio State-Jones, C. 16-23-1-242. Oregon Ducks-Mariota, Marcus 24-37-1-333; Lockie, Jeff 0-1-0-0.

RECEIVING: Ohio State-Marshall, J. 5-52; Thomas, M. 4-53; Smith, C. 2-76; Vannett, N. 2-9; Smith, D. 1-45; Samuel C. 1-8; Elliot, E. 1-minus 1. Oregon Ducks-Marshall, Byron 8-169; Baylis, Evan 5-25; Stanford, Dwayne 4-61; Lowe, Keanon 3-55; Nelson, Charles 2-21; Tyner, Thomas 2-2.

INTERCEPTIONS: Ohio State-Apple, E. 1-8. Oregon Ducks-Mattingly, Danny 1-0.

FUMBLES: Ohio State-Jones, C.2-0; Smith, C. 1-0.

SACKS (UA-A): Ohio State-Vonn, B. 1-0; Washington, A. 1-5. Oregon Ducks-Coleman, Tyson 1-17.

TACKLES (UA-A): Ohio State-Powell, T. 5-4; Lee, D. 4-4; Apple, E. 5-2; Grant, C. 5-1; Bell, V. 3-3; Perry, J. 2-4; Grant, D. 4-1; McMillan, R. 3-2; Washington, A. 1-2; Bosa, J. 2-0; Schutt, T. 1-0; Miller, S. 1-0; Reeves, A. 1-0; Worley, C. 1-0; Marshall, J. 1-0; Smith, C. 1-0; Clinton, K. 1-0; Lewis, T. 0-1; Frazier, R. 0-1; Bennett, M. 0-1. Oregon Ducks-Daniels, Reggie 7-2; Armstead, Arik 5-4; Buckner, D. 5-3; Hardrick, R. 6-1; Seisay, Chris 5-2; Washington, T. 4-3; Hill, Troy 4-1; Dargan, Erick 4-1; Balducci, Alex 3-2; Malone, Derrick 4-0; Walker, Joe 3-1; Coleman, Tyson 1-3; Mattingly, D. 2-0; French, C. 1-1; Nelson, Charles 1-0; Swain, Jimmie 1-0; Robinson, Tyree 1-0; Lowe, Keanon 1-0; Stanford, D. 0-1; Wheeler, Ian 0-1; Kamp, Sam 0-1.

TEAM STATISTICS	OSU	ORE
FIRST DOWNS	28	20
RUSHES-YARDS (NET)	61-296	33-132
PASSING YDS (NET)	242	333
Passes Att-Comp-Int	23-16-1	38-24-1
TOTAL OFFENSE PLAYS-YARDS	84-538	71-465
Fumble Returns-Yards	0-0	1-0
Punt Returns-Yards	3-32	0-0
Kickoff Returns-Yards	1-23	4-52
Interception Returns-Yards	1-8	1-0
Punts (Number-Avg)	3-42.0	6-40.0
Fumbles-Lost	3-3	1-0
Penalties-Yards	5-30	10-76
Possession Time	37:29	22:31
Third-Down Conversions	8 of 15	2 of 12
Fourth-Down Conversions	3 of 3	0 of 2
Red-Zone Scores-Chances	5-5	3-4
Sacks By: Number-Yards	2-6	1-17



2015 ROSE BOWL

Oregon 59, Florida State 20
Jan. 1, 2015
Pasadena, Calif.
Attendance: 91,322

PASADENA, Calif — Oregon Heisman Trophy winner Marcus Mariota completed 26 of 36 passes for 338 yards and two touchdowns while accounting for an additional 62 yards and a

third score on the ground to lead the second-ranked Ducks to a 59-20 win over defending national champion Florida State to advance to the College Football Playoff championship game.

The Ducks converted four consecutive second-half turnovers into touchdowns to expand a 25-20 third-quarter edge into a 39-point rout in a span of 12 minutes, 54 seconds. Oregon's total points represented a Rose Bowl game record for most points scored by one team.

The No. 3 Seminoles carried a string of 29-straight wins into the game in search of a second national championship in as many years, and remained within striking distance of Oregon's high-powered offense through the first half. They threatened to regain the lead early in the second quarter after moving the ball down to the Ducks' 7-yard line. But three tries from 1 yard out could net the Atlantic Coast Conference champions no closer to the end zone as Oregon answered with an 88-yard scoring drive and an Aidan Schneider 28-yard field goal with just over 10 minutes remaining before halftime.

The Ducks' much-celebrated quick-strike offense took advantage of the opportunities presented by their defense in the final 30 minutes.

Freshman running back Royce Freeman scored his second of two touchdowns of the day early in the third quarter, capping a 69-yard drive in only 1:32 following a Derrick Malone fumble recovery. After FSU quarterback Jameis Winston's lone TD pass of the day, Oregon put the game away with five unanswered touchdowns.

Redshirt freshman Darren Carrington hauled in scoring passes of 56 and 30 yards from Mariota before the defense struck the defining blow late in the third quarter. An overwhelming pass rush spun Winston around backwards before the football slipped out of his hands into the arms of the Ducks' outside linebacker Tony Washington, who raced 58 yards for the defensive touchdown.

Mariota and sophomore running back Thomas Tyner ended the scoring with TD runs of 23 and 21 yards in the first 5 minutes of the fourth quarter to provide Oregon with a single-season school record 13th win.

Oregon's offense racked up a Rose Bowl game record 639 yards of total offense while turning over the football only once.

Additional Rose Bowl records eclipsed by the Ducks included most points scored in the third quarter (27) and second half (41), as well as the biggest winning margin in a non-shutout (39 points).

An opportunistic defense forced seven Florida State fumbles while benefitting from five turnovers. Defensive backs Troy Hill and Reggie Daniels each accounted for nine tackles while Hill was responsible for a pair of passes broken up.

The victory in the inaugural CFP semifinal assured the Ducks of their second national championship appearance in five seasons. They advance to the BCS title game in Glendale, Ariz., to conclude their 2010 season.

Florida State	3	10	7	0	20	Record: (13-1)
Oregon	8	10	27	14	59	Record: (13-1)

1st	09:06	FS	Aguayo, R. 28 yd field goal, 10-48 4:43, FS 3 - ORE 0
	06:55	ORE	Freeman, R. 1 yd run (French, C. pass from Alie, T.), 9-73 2:05, FS 3 - ORE 8
2nd	10:12	ORE	Schneider, A. 28 yd field goal, 19-88 4:45, FS 3 - ORE 11
	05:18	FS	Aguayo, R. 26 yd field goal, 13-65 4:48, FS 6 - ORE 11
	02:18	ORE	Tyner, Thomas 1 yd run (Schneider, A. kick), 10-75 3:00, FS 6 - ORE 18
	00:36	FS	Williams, K. 10 yd run (Aguayo, R. kick), 6-71 1:36, FS 13 - ORE 18
3rd	11:54	ORE	Freeman, Royce 3 yd run (Schneider, A. kick), 5-69 1:32, FS 13 - ORE 25
	08:07	FS	Rudolph, T. 18 yd pass from Winston, J. (Aguayo, R. kick), 10-75 3:47, FS 20 - ORE 25
	06:43	ORE	Carrington, D. 56 yd pass from Mariota (Schneider, A. kick), 5-81 1:21, FS 20 - ORE 32
	04:21	ORE	Carrington, D. 30 yd pass from Mariota (Schneider, A. kick), 2-43 0:21, FS 20 - ORE 39
	01:36	ORE	Washington, T. 58 yd fumble recovery (Schneider, A. kick blocked), FS 20 - ORE 45
4th	13:56	ORE	Mariota, Marcus 23 yd run (Schneider, A. kick), 6-43 2:01, FS 20 - ORE 52
	10:13	ORE	Tyner, Thomas 21 yd run (Schneider, A. kick), 4-57 2:23, FS 20 - ORE 59

RUSHING: Florida State-Cook, D. 15-103; Williams, K. 12-80; Green, R. 2-7; Pender, M. 2-5; Winston, J. 8-minus 15. Oregon Ducks-Tyner, Thomas 13-124; Mariota, Marcus 8-62; Freeman, Royce 12-44; Benoit, Kani 4-40; Bassett, Kenny 4-25; Marshall, Byron 1-0; TEAM 1-minus 2; Lockie, Jeff 2-minus 6; Nelson, Charles 0-14.

PASSING: Florida State-Winston, J. 29-45-1-348; Maguire, S. 0-3-0-0. Oregon Ducks-Mariota, Marcus 26-36-1-338.

RECEIVING: Florida State-Rudolph, T. 6-96; Greene, R. 6-59; Wilson, J. 5-72; Williams, K. 5-59; Cook, D. 3-24; Lane, E. 2-22; Stevenson, F. 1-12; O'Leary, N. 1-4. Oregon Ducks-Carrington, D. 7-165; Baylis, Evan 6-73; Marshall, Byron 5-20; Nelson, Charles 4-40; Stanford, D. 2-21; Freeman, Royce 2-19.


INTERCEPTIONS: Florida State-Andrews, N. 1-0. Oregon Ducks-Dargan, Erick 1-0.

FUMBLES: Arizona-Johnson, T. 1-1. Oregon Ducks-Marshall, Byron 1-0.

SACKS (UA-A): Florida State-None. Oregon Ducks-Washington, T. 1-0; Prevot, T. 1-0.

TACKLES (UA-A): Florida State-Williams, P.J. 8-6; Andrews, N. 7-3; Northrup, R. 6-3; Darby, R. 3-3; Hunter, T. 3-2; Hollin, D. 4-0; Thomas, M. 3-1; Ramsey, J. 2-2; Casher, C. 2-0; Waisome, N. 2-0; Smith, Terr. 1-1; Walker, D. 1-1; Nnadi, D. 0-2; Levenberry, E. 0-2; Williams, K. 1-0; Marshall, T. 1-0; Lane, E. 1-0; Mitchell, D. 0-1; Lawrence-Stample 0-1; Pugh, J. 0-1; Brutus, L. 0-1. Oregon Ducks-Hill, Troy 7-2; Daniels, Reggie 6-3; Dargan, Erick 6-2; Seisay, Chris 4-2; Malone, Derrick 4-1; Robinson, Tyree 2-2; Washington, T. 2-2; Buckner, D. 2-2; Armstead, Arik 1-3; Forde, Ayele 3-0; Walker, Joe 2-1; Hardrick, R. 2-1; Coleman, Tyson 2-1; Mattingly, D. 1-2; Williams, Ju. 2-0; French, C. 2-0; Prevot, T. 2-0; Balducci, Alex 0-2; Ava, Isaac 1-0; Hollins, Justin 1-0; Talia, Tui 1-0; Lowe, Keanon 1-0; Daniel, T.J. 1-0; Mathis, Dior 1-0; Swain, Jimmie 1-0.

TEAM STATISTICS	FSU	ORE
FIRST DOWNS	28	30
RUSHES-YARDS (NET)	39-180	45-301
PASSING YDS (NET)	348	338
Passes Att-Comp-Int	48-29-1	36-26-1
TOTAL OFFENSE PLAYS-YARDS	87-528	81-639
Fumble Returns-Yards	0-0	2-65
Punt Returns-Yards	0-0	0-0
Kickoff Returns-Yards	9-186	3-48
Interception Returns-Yards	1-0	1-0
Punts (Number-Avg)	4-33.5	2-38.5
Fumbles-Lost	7-4	2-1
Penalties-Yards	6-48	6-50
Possession Time	32:43	27:17
Third-Down Conversions	6 of 16	7 of 12
Fourth-Down Conversions	0 of 2	1 of 2
Red-Zone Scores-Chances	4-5	4-4
Sacks By: Number-Yards	0-0	2-18



2013 ALAMO BOWL

Oregon 30, Texas 7
Dec. 30, 2013
San Antonio, Texas
Attendance: 65,918

SAN ANTONIO, Texas – It was an opportunistic defense which stole some of the thunder from the nationally-acclaimed Oregon offense as the 10th-ranked Ducks put Texas away in the fourth quarter in Mack Brown's final game as the

Longhorns' head coach.

Reminiscent of its bowl win from the previous year against Kansas State, Oregon struck early. Senior safety Avery Patterson jumped on an errant Case McCoy pass and returned the interception 37 yards for a touchdown only 68 seconds into the game before linebacker Derrick Malone capped the night with a 38-yard interception return that ended in the end zone to key the Ducks' third post-season triumph in as many years.

The defenders' performance marked the fewest points the Green and Yellow had allowed in a bowl game since they dropped a 7-6 decision to Harvard in the 1920 Rose Bowl. It also fueled an 11th win for Head Coach Mark Helfrich, which not only represented a school record for most victories by a first-year head coach but also tied a conference record for most triumphs by a coaching newcomer with three others.

The victory not only was satisfying to the Oregon faithful but was of particular delight to defensive coordinator Nick Aliotti with the way the win unfolded. Even though his departure was certainly overshadowed by that of Brown's, Aliotti had announced his retirement the week of bowl preparations following 24 years in Eugene as a graduate assistant, outside linebackers coach and defensive coordinator.

"That's the first person I thought about when I caught the ball," Patterson said of his interception on the Longhorns' first possession. "I wanted to score for him," said the game's defensive MVP who added nine tackles.

The Ducks held Texas to only 236 yards of total offense, with 79 of that coming on its lone touchdown drive of the evening midway through the opening quarter. McCoy capped the 7-minute drive with a 1-yard scoring plunge to cut the deficit to 10-7. But the remainder of the game was all Oregon as it limited the home-state opponent to only 80 yards of total offense in the second half.

Buoyed by their teammates on the other side of the football, the Ducks' offense displayed touches of efficiency as well as a quick-strike firepower that has been its trademark when operating on all cylinders. Behind a quarterback at close to full strength for the first time in almost two months, sophomore Marcus Mariota dazzled the second-largest crowd in Alamo Bowl history by accounting for 386 total yards to earn the game's offensive MVP honors. Included was a game-high 133 yards rushing as he set the bowl game's record for most rushing yards by a quarterback.

The two-time first-team all-conference signal caller put Texas on notice early as he eluded the rush on Oregon's second play from scrimmage to convert a potential loss into a 4-yard gain and a first down. He followed that by tallying 23 yards on the ground over his next two snaps as he ran for all but 1 yard of his final total in the first half.

Perhaps the Ducks' only disappointment was not reaching the end zone more often despite being in control the majority of the game. They capped their first drive with a 25-yard field goal from freshman Matt Wogan to grab a 10-0 advantage prior to the Longhorns mounting their lone scoring drive of the night. But Oregon responded in typical fashion by answering the challenge with a 10-play, 60-yard scoring drive of its own that ended with Wogan's second of three field goals.

Just when it appeared the Ducks would be content taking a 6-point advantage going into the halftime locker room, their up-tempo attack kicked into high gear, beginning with Mariota's 33-yard run from his team's own 12-yard line. Six plays and 55 yards later, the 84-second drive ended with Mariota's 16-yard touchdown pass to Josh Huff as the game suddenly took on an entirely different complexion.

Texas' switch of quarterbacks made little difference against an UO defense that looked to be on a mission. They held their counterparts to a season-low 56 yards through the air and not even a 130-yard rushing effort from Malcolm Brown would manage to mount much of a threat.

Senior defensive lineman Taylor Hart concluded a workman-like career with 11 tackles and senior safety Brian Jackson added nine stops as the Ducks finished the year with 11 wins for only the fifth time in school history.

Oregon	10	10	3	7	30	Record: (11-2, 7-2)
Texas	7	0	0	0	7	Record: (8-5, 7-2)

1st	13:52	ORE	Patterson, Avery 37 yd interc. return (Wogan, Matt kick), ORE 7 - TEX 0
	08:36	ORE	Wogan 25 yd field goal, 11-68, 3:02, ORE 10 - TEX 0
	01:24	TEX	McCoy, Case 1 yd run (Fera, Anthony kick), 16-79, 7:12, ORE 10 - TEX 7
2nd	12:30	ORE	Wogan 32 yd field goal, 10-60, 3:54, ORE 13 - TEX 7
	00:44	ORE	Huff, Josh 16 yd pass from Mariota, Mar. (Wogan kick), 7-88, 1:24, ORE 20 - TEX 7
3rd	13:06	ORE	Wogan 39 yd field goal, 8-44, 1:54, ORE 23 - TEX 7
4th	08:55	ORE	Malone, Derrick 38 yd interc. return (Wogan kick), ORE 30 - TEX 7

RUSHING: Oregon Ducks-Mariota, Marcus 15-133; Marshall, Byron 13-43; Tyner, Thomas 6-22; Thomas, De. 3-13; Forde, Ayele 2-9; Bassett, Kenny 1-1; Huff, Josh 1-1; Lockie, Jeff 1- -6. Texas-Brown, Malcolm 26-130; Swoopes, Tyrone 8-38; Bergeron, Joe 8-21.

PASSING: Oregon Ducks-Mariota, Marcus 18-26-0-253. Texas-McCoy, Case 8-17-2-48; Swoopes, Tyrone 1-6-0-8.

RECEIVING: Oregon Ducks-Huff, Josh 5-104; Addison, Bralon 5-48; Tyner, Thomas 2-25; Thomas, De. 2-24; Marshall, Byron 2-5; Baylis, Evan 1-27; Mundt, Johnny 1-20. Texas-Bergeron, Joe 2-16; Davis, Mike 2-12; Sanders, Kendal 2-10.

INTERCEPTIONS: Oregon Ducks-Malone, Derrick 1-38; Patterson, Avery 1-37.

FUMBLES: Oregon Ducks-Mariota, Marcus 2-0; Lockie, Jeff 1-0; Texas-None.

SACKS (UA-A): Oregon Ducks-Walker, Joe 1-0; Hart, Taylor 0-1; Malone, Derrick 0-1. Texas-Reed, Cedric 1-0; Jeffcoat, Jackson 1-0.

TACKLES (UA-A): Oregon Ducks-Hart, Taylor 3-8; Jackson, Brian 6-4; Patterson, A. 1-8; Keliikipi, Wade 2-5; Ekpre-Olomu, I. 2-4; Lokombo, Boseko 2-4; Hardrick, R. 4-1; Mitchell, T. 3-2; Walker, Joe 3-1; Washington, Tony 1-3; Buckner, D. 1-3; Malone, Derrick 0-3; Cassell, Rahim 1-1; Armstead, Arik 0-2; French, C. 0-2; Huff, Josh 1-0; Kamp, Sam 0-1. Texas-Jenkins, Peter 5-4; Thompson, Mykke 5-3; Phillips, Adria 1-6; Jeffcoat, Jackson 3-2; Santos, Dalton 2-4; Diggs, Quandre 2-3; Brown, Malcolm 2-3; Jackson, Desmond 1-4; Cedric, Reed 2-2; Scott, Leroy 1-3; Byndom, Carrington 3-0; Thomas, Duke 2-1; Turner, Josh 1-2; Wilson, Reggie 1-0; Cole, Timothy 1-0.

TEAM STATISTICS	ORE	TEX
FIRST DOWNS	24	13
RUSHES-YARDS (NET)	42-216	44-180
PASSING YDS (NET)	253	56
Passes Att-Comp-Int	26-18-0	23-9-2
TOTAL OFFENSE PLAYS-YARDS	68-469	67-236
Fumble Returns-Yards	0-0	0-0
Punt Returns-Yards	1- -4	0-0
Kickoff Returns-Yards	2-36	4-101
Interception Returns-Yards	2-75	0-0
Punts (Number-Avg)	4-38.2	7-42.1
Fumbles-Lost	3-0	0-0
Penalties-Yards	11-87	4-35
Possession Time	28:16	31:44
Third-Down Conversions	4 of 12	6 of 19
Fourth-Down Conversions	0 of 0	2 of 3
Red-Zone Scores-Chances	3-4	1-2
Sacks By: Number-Yards	2-11	2-13



2013 FIESTA BOWL

Oregon 35, Kansas State 17
Jan. 3, 2013
Glendale, Ariz.
Attendance: 70,242

GLENDAL, Ariz. - It was Oregon's trademarked high-octane attack that grabbed most of the headlines yet it was a persistent defense which slowed a Heisman Trophy finalist that made the difference as the No. 5 Ducks pulled away from seventh-ranked Kansas State in the Tostitos Fiesta Bowl.

The win marked Oregon's second BCS bowl triumph in as many years and provided a third-consecutive 12-win season for a program which finished the year ranked No. 2 in the country in the final polls.

The defining moments of the game's outcome were not difficult to pinpoint. The Ducks (12-1) wasted little time putting points on the scoreboard as sophomore De'Anthony Thomas returned the opening kickoff 94 yards for a touchdown. Before the Wildcats could recover, they were hit with a two-point conversion run from Dion Jordan, to supply the Pac-12 Conference representatives an 8-0 cushion they would never relinquish less than a minute into the game.

Then came the Ducks' warp-speed scoring drive near the end of the first half that slowed any thoughts of a Kansas State comeback that provided Oregon with a 22-10 margin at the intermission.

Everything else consisted of counter punches between the two heavyweights.

Thomas added his second score of the game 11 minutes after his first on a pass from quarterback Marcus Mariota to extend the Ducks' advantage to 15 points.

Following a 6-yard scoring run from quarterback Collin Klein early in the second quarter, the Wildcats (11-2) cut the deficit to five points in the final 5 minutes of the first half. Anthony Cantele's 25-yard field goal pulled K-State within a 15-10 deficit before Oregon regained the momentum with a 46-second, 77-yard touchdown drive with 14 seconds remaining before the break.

Kenjon Barner capped the drive with a 24-yard scoring catch from Mariota to revive the Ducks' momentum but it was tight end Colt Lyerla who accounted for 40 yards on the drive with a pair of receptions.

Barner ended the game with 143 rushing yards to complement his lone reception of the evening as he completed his career with 5,848 all-purpose yards - 21 shy of LaMichael James' school record.

But it was Mariota who again proved masterful in dissecting Kansas State's defense. He finished his redshirt freshman season completing only 12 of 24 passes for 166 yards but passed for two touchdowns, did not throw any interceptions for the eighth game of the year and added 62 yards and one TD on the ground. For his efforts, he was recognized as the game's offensive player of the game.

Yet it was a defensive effort that slowed the Big 12 opponent's attack that came into the game averaging 40.7 points per game and had not accounted for fewer than 23 points all year.

Klein was instrumental in the regular-season success of the Wildcats' offense as a dual-threat signal-caller. Despite throwing for 151 yards, Oregon's defenders contained his opportunities to run with the football. Entering the game averaging 74.2 yards per game on the ground, the Ducks limited Klein to only 30 yards rushing. Five of his 13 carries resulted in either no gain or a loss of yards.

Linebacker Michael Clay concluded his collegiate career with nine tackles, including a quarterback sack for a loss of 9 yards, to be named the game's defensive player of the game. Safety Erick Dargan was the beneficiary of both of Klein's interceptions.

Oregon	15	7	10	3	35	Record: (12-1, 8-1)
Kansas State	0	10	0	7	17	Record: (11-2, 8-1)

1st	14:48	ORE	Thomas, De'Anthony 94 kickoff return (Jordan, Dion rush), ORE 9 - KSU 0
	03:46	ORE	Thomas 23 pass from Mariota, Marcus (Maldonado A. kick), 7-54 2:01, ORE 15 - KSU 0
2nd	13:26	KSU	Klein, Collin 6 run (Cantele, Anthony kick), 10-58 5:12, ORE 15 - KSU 7
	05:21	KSU	Cantele 25 FG, 13-59 6:36, ORE 15 - KSU 10
	00:14	ORE	Barner, Kenjon 24 pass from Mariota, 5-77 0:46, ORE 22 - KSU 10
3rd	11:01	ORE	Maldonado 33 FG, 12-62 2:10, ORE 25 - KSU 10
	08:03	ORE	Mariota 2 run (kick blocked, Fisher, Jake safety), 7-61 2:26, ORE 32 - KSU 10
4th	11:35	KSU	Hubert, John 10 pass from Klein (Cantele kick), 11-72 5:00, ORE 32 - KSU 17
	02:27	ORE	Maldonado 24 FG, 10-57 5:11, ORE 35 - KSU 17

RUSHING: Oregon-Barner, Kenjon 31-143; Mariota, Marcus 8-62; Thomas, De'Anthony 2-15; Marshall, Byron 1-2; Rice, Jackson 1-0; TEAM 3-minus 3. Kansas State-Hubert, John 17-55; Pease, Angelo 7-47; Klein, Collin 13-30.

PASSING: Oregon-Mariota, Marcus 12-24-0-166. Kansas State-Klein, Collin 17-32-2-151; Pease, Angelo 0-1-0-0.

RECEIVING: Oregon-Thomas, De'Anthony 4-60; Huff, Josh 3-26; Lyerla, Colt 3-52; Vaughn, Rahsaan 1-4. Kansas State-Harper, Chris 8-71; Lockett, Tyler 4-35; Hubert, John 2-16; Pease, Angelo 1-12; Thompson, Tremaine 1-12; Tannahill, Travis 1-5.

INTERCEPTIONS: Oregon-Dargan, Erick 2-33. Kansas State-None.

FUMBLES: Oregon-None. Kansas State-None.

SACKS (UA-A): Oregon-Clay, Michael 1-9. Kansas State-Williams, Meshak 1-4.

TACKLES (UA-A): Oregon-Clay, Michael 8-1; Dargan, Erick 7-1; Alonso, Kiko 4-2; Ekpre-Olomu, Ifo 5-0; Lokombo, Boseko 5-0; Mitchell, Terrance 5-0; Jackson, Brian 3-0; Hart, Taylor 3-0; Remington, Isaac 1-2-3; Hart, Taylor 3-0; Buckner, DeForest 2-0; Heimuli, Ricky 2-0; Bennett, Bryan 1-0; Lowe, Keanon 1-0; Armstead, Arik 1-0; Hill, Troy 1-0; Coleman, Tyson 1-0; Hardrick, Rodney 1-0; Washington, Tony 1-0; Beard, Rob 1-0. Kansas State-Brown, Arthur 7-2; Williams, Meshak 7-2; Evans, Randall 4-3; Milo Jarard 6-0; Zimmerman, Ty 5-0; Malone, Nigel 3-1; Sua, John 1-2; Chapman, Allen; 2-0; Truman, Jonathan 2-0; Childs, Jarell 1-1; Mueller, Ryan 2-0; Loomis, Jared 2-0; Davis, Adam 1-1; Tuggle, Justin 1-0; Harper, Chris 1-0; Moore, Charmeachealle 1-0; Lutui, Val 1-0; Boyd, Javonta 1-0.

TEAM STATISTICS	ORE	KSU
FIRST DOWNS	22	20
RUSHES-YARDS (NET)	46-219	37-132
PASSING YDS (NET)	166	151
Passes Att-Comp-Int	24-12-0	33-17-2
TOTAL OFFENSE PLAYS-YARDS	70-385	70-283
Fumble Returns-Yards	0-0	0-0
Punt Returns-Yards	1-1	3-8
Kickoff Returns-Yards	4-164	7-205
Interception Returns-Yards	2-33	0-0
Punts (Number-Avg)	3-46.0	5-36.2
Fumbles-Lost	0-0	0-0
Penalties-Yards	5-33	7-57
Possession Time	26:54	33:06
Third-Down Conversions	5 of 14	7 of 15
Fourth-Down Conversions	1 of 4	0 of 1
Red-Zone Scores-Chances	3-3	3-3
Sacks By: Number-Yards	1-9	1-4



2012 ROSE BOWL

Oregon 45, Wisconsin 38

Jan. 2, 2012

Pasadena, Calif.

Attendance: 91,245

PASADENA, Calif. (AP) -- Oregon's incredible offense busted up Wisconsin and the record books on the way to the Ducks' first Rose Bowl victory in 95 years.

Darron Thomas passed for three touchdowns, De'Anthony Thomas scored on runs of 91 and 64 yards, and the No. 6 Ducks earned their first bowl victory under coach Chip Kelly, holding off Wisconsin 45-38 Monday night in the highest-scoring Rose Bowl ever played.

And it wasn't over until a video review confirmed the Badgers (11-3) ran out of time at the Oregon 25, out of timeouts and unable to spike the ball in time to stop the clock for a last-gasp fling.

Lavasier Tuinei caught eight passes for 158 yards and two TDs for the Ducks (12-2), who had no postseason success to show for Kelly's otherwise wildly successful three-year tenure until this landmark offensive performance in the 98th Rose Bowl. Oregon hadn't won the West Coast's biggest game since 1917.

"It's been 95 years since you could say: Oregon Ducks, Rose Bowl champions," Kelly said after the Ducks held Wisconsin scoreless in the fourth quarter.

The Granddaddy of Them All had never seen this many points, beating the record 80 scored by Washington and Iowa in 1991.

With the Ducks wearing mirrored helmets and playing at their usual frantic pace, Oregon racked up 621 total yards, just shy of the Rose Bowl record.

Montee Ball rushed for 122 of his 164 yards in the first half for the Badgers (11-3), who lost the Rose Bowl for the second straight year despite managing 508 yards of their own. Ball tied Barry Sanders' FBS record with his 39th touchdown of the season, while Russell Wilson passed for 296 yards and two scores.

Wisconsin had two drives to tie it after Oregon kicked a field goal with 6:50 to play, but Jared Abbrederis fumbled near the Oregon sideline after making a long catch. The ball plopped onto the turf without even bouncing, and Oregon's Michael Clay jumped on it with 4:06 left.

The Badgers had burned two timeouts early in the second half, so Oregon was able to run the clock down to 23 seconds before punting.

Wilson connected on two long passes, but the officials went to video review after the clock went to zeros as Wilson rushed his team to the Oregon 25 with 2 seconds left, waited for the ball to be set, then took the snap and spiked the ball.

But the Badgers took too long. The officials ruled time had indeed expired, and the Ducks sprinted onto the field to the frenzied cheers of their outnumbered fans.

The Ducks and Badgers produced the highest-scoring first quarter (14-14) and first half (28-28) in Rose Bowl history, eventually surpassing the 80 scored in Washington's 46-34 win over Iowa in 1991. Oregon's yardage fell just short of USC's 633 yards against Illinois in 2008.

Tuinei was named the offensive player of the game, but their flashiest star in those futuristic helmets was De'Anthony Thomas, the freshman from Los Angeles who showed off his electrifying athleticism on the longest scoring run in Rose Bowl history in the second quarter, going 91 yards up the middle. He added a mere 64-yard scoring run in the opening minute of the second half as Oregon won the matchup of the last two losers of the Rose Bowl.

LaMichael James rushed for 159 yards and an early TD in his college finale for the Ducks, while De'Anthony Thomas finished with 155 yards.

Kenjon Barner also caught a TD pass from Darron Thomas.

Abbrederis and Nick Toon caught TD passes for Wisconsin, and defensive end Louis Nzegwu returned a fumble 33 yards for a score in the second quarter.

In the second half, the Ducks even slowed Ball. The Heisman Trophy finalist started strong in what's likely his final college game, even hurdling Oregon safety John Boyett in what's sure to be a big YouTube hit, but he had just three carries for no yards in the fourth quarter.

Wisconsin	14	14	10	0	38	Record: (11-3, 6-2)
Oregon Ducks	14	14	7	10	45	Record: (12-2, 8-1)

1st	11:48	WIS	Abbrederis 38 yd pass from Wilson (Welch, Philip kick), 7-77 3:12, WIS 7 - ORE 0
	09:41	ORE	James, LaMichael 1 yd run (Maldonado, Alejandro kick), 7-80 2:07, WIS 7 - ORE 7
	05:55	WIS	Wilson, Russell 4 yd run (Welch, Philip kick), 7-79 3:41, WIS 14 - ORE 7
	00:00	ORE	Thomas, De. 91 yd run (Maldonado, Alejandro kick), 2-95 0:32, WIS 14 - ORE 14
2nd	10:52	WIS	Ball, Montee 3 yd run (Welch, Philip kick), 8-64 4:08, WIS 21 - ORE 14
	10:36	ORE	Barner, K. 54 yd pass from Thomas, Da. (Maldonado kick), 1-54 0:08, WIS 21 - ORE 21
	03:26	WIS	Nzegwu, Louis 33 yd fumble recovery (Welch, Philip kick), , WIS 28 - ORE 21
	00:30	ORE	Tuinei, L. 3 yd pass from Thomas, Da. (Maldonado kick), 10-87 2:51, WIS 28 - ORE 28
3rd	14:11	ORE	Thomas, De. 64 yd run (Maldonado, Alejandro kick), 3-78 0:43, WIS 28 - ORE 35
	10:50	WIS	Welch, Philip 29 yd field goal, 7-24 3:10, WIS 31 - ORE 35
	04:44	WIS	Toon, N. 18 yd pass from Wilson, R. (Welch, P. kick), 9-62 4:16, WIS 38 - ORE 35
4th	14:35	ORE	Tuinei, L. 11 yd pass from Thomas, Da. (Maldonado kick), 6-39 1:11, WIS 38 - ORE 42
	06:50	ORE	Maldonado, Alejandro 30 yd field goal, 13-76 5:54, WIS 38 - ORE 45

RUSHING: Wisconsin-Ball, Montee 32-164; White, James 8-30; Wilson, Russell 6-18. Oregon Ducks-James, LaMichael 25-159; Thomas, De'Anthony 2-155; Barner, Kenjon 7-30; Thomas, Darron 6-1.

PASSING: Wisconsin-Wilson, Russell 19-25-1-296; TEAM 0-1-0-0. Oregon Ducks-Thomas, Darron 17-23-1-268; Bennett, Bryan 1-1-0-8.

RECEIVING: Wisconsin-Toon, Nick 9-104; Abbrederis, Jar 4-119; Ball, Montee 4-51; Pedersen, Jacob 1-17; Ewing, Bradie 1-5. Oregon Ducks-Tuinei, Lavasier 8-158; Thomas, De'Anthony 4-34; Barner, Kenjon 2-52; Huff, Josh 2-14; Paulson, David 1-10; Thomas, Darron 1-8.

INTERCEPTIONS: Wisconsin-Henry, Aaron 1-18. Oregon Ducks-Alonso, Kiko 1-0.

FUMBLES: Wisconsin-Abbrederis, Jar 1-1. Oregon Ducks-Thomas, Darron 1-1; James, LaMichael 1-0.

SACKS (UA-A): Wisconsin-Borland, Chris 1-0; Taylor, Mike 1-0. Oregon Ducks-Alonso, Kiko 1-1; Boyett, John 0-1.

TACKLES (UA-A): Wisconsin-Taylor, Mike 7-6; Borland, Chris 8-4; Cromartie, Marc 5-1; Fenelus, Antoni 4-1; Henry, Aaron 4-1; Southward, Dez 4-1; Nzegwu, Louis 4-0; Johnson, Shelto 1-2; Kelly, Brendan 0-3; Muldoon, Pat 2-0; Allen, Beau 2-0; Kohout, Jordan 1-1; Hemer, Ethan 1-1; O'Neill, Conor 1-0; Lukasko, Andrew 1-0; Butrym, Patrick 0-1. Oregon Ducks-Boyett, John 13-4; Clay, Michael 6-7; Hill, Troy 8-1; Lokombo, Boseko 5-0; Alonso, Kiko 4-1; Mitchell, Terrance 4-1; Keliikipi, Wade 2-3; Stuckey, Dewitt 3-0; Jackson, Brian 2-0; Hart, Taylor 2-0; Ekpre-Ofolome, Ifo 1-1; Jordan, Dion 1-1; Turner, Terrell 0-2; Patterson, Avery 1-0; York, Carson 1-0; Rice, Jackson 1-0; Beard, Rob 1-0; Wallace, Anthony 1-0; Pleasant, Eddie 0-1; Kaddu, Josh 0-1; Malone, Derrick 0-1; Washington, Tony 0-1; Remington, Isaac 0-1.

TEAM STATISTICS	WIS	ORE
FIRST DOWNS	23	22
RUSHES-YARDS (NET)	46-212	40-345
PASSING YDS (NET)	296	276
Passes Att-Comp-Int	26-19-1	24-18-1
TOTAL OFFENSE PLAYS-YARDS	72-508	64-621
Fumble Returns-Yards	1-33	0-0
Punt Returns-Yards	2-26	1-4
Kickoff Returns-Yards	8-201	5-125
Interception Returns-Yards	1-18	1-0
Punts (Number-Avg)	2-44.5	3-46.0
Fumbles-Lost	1-1	2-1
Penalties-Yards	3-20	7-56
Possession Time	35:42	24:18
Third-Down Conversions	8 of 13	6 of 13
Fourth-Down Conversions	0 of 1	1 of 1
Red-Zone Scores-Chances	4-5	4-4
Sacks By: Number-Yards	2-9	2-10



2011 BCS CHAMPIONSHIP

Auburn 22, Oregon 19
Jan. 10, 2011
Glendale, Ariz.
Attendance: 78,603

GLENDAL, Ariz. -- Three points, a few timely plays and mere ticks on the scoreboard clock were all that stood between Oregon and its first national championship as a 19-yard Auburn field goal with no time remaining sealed its fate with a 22-19 setback.

After the Ducks had pulled within a 19-19 tie with 2:23 remaining in regulation, the Tigers mounted a 73-yard drive keyed by a Michael Dyer 37-yard run that appeared to be stopped following a short 5-yard gain at the Auburn 45-yard line. However the freshman running back alertly kept his knee from touching the turf after rolling over Oregon defensive back Eddie Pleasant and continued downfield before he was finally brought him down 23 yards shy of the end zone.

The Southeastern Conference champions proceeded to the milk the remaining seconds off the clock before Wes Byrum drilled the football through the up-rights from 19 yards out as time expired for the win.

For his effort, Dyer was voted Offensive Player of the Game after rushing for 143 yards.

After LaMichael James' first of two touchdowns gave the Ducks an 11-7 advantage with 10:58 left in the first half, Auburn ran off 12 unanswered points and held Oregon scoreless in the third quarter to appear to be in command in the waning moments of the game. But senior linebacker Casey Matthews punched the ball out of the arms of Tigers' quarterback Cam Newton from behind and the Cliff Harris fumble recovery provided the Ducks with a final shot.

Oregon wasted little time taking advantage of the opportunity, marching 55 yards in eight plays, as quarterback Darron Thomas capped the scoring drive with a 2-yard TD pass to James.

Thomas' pass to Jeff Maehl in the end zone was good for the two-point conversion as the sophomore signal caller connected on four of his career-high 27 completions during the crucial scoring drive. Included was a clutch 29-yard strike to D.J. Davis on fourth down to keep the game-tying drive alive.

Oregon's first-year starting quarterback also set a personal best with 363 passing yards and finished the year second on the school's single-season charts in total offense (3,367) and touchdown passes (30), as well as fifth in passing yards (2,881) with the Ducks' best output in 10 years.

Following a scoreless opening quarter in which Auburn could muster only 21 yards of total offense, Oregon got onto the scoreboard first with a 26-yard field goal by Rob Beard. However in the game of near-misses, it was unable to make a bigger statement after forcing Auburn to punt two of the first three times it had the football and failing to capitalize on a 22-yard interception return by Harris.

Starting the drive from its own 29-yard line, Oregon methodically drove downfield in the closing minutes of the first quarter before a 12-yard completion to Davis spotted the football 3 yards shy of the end zone. But Thomas was trapped for a 6-yard loss by Auburn's Nick Fairley on third down as the Ducks settled for three points instead of seven.

The Tigers' ensuing drive appeared to be halted before Harris' apparent second interception of the night was ruled to be out of bounds. On the very next play, Newton connected with Kodi Burns for a 35-yard scoring strike to pull the eventual winners in front, 7-3.

That lead lasted for only 62 seconds as Oregon responded four plays later with an 8-yard scoring toss from Thomas to James. The drive was fueled by an 81-yard completion to Maehl - the longest pass/catch in BCS Championship history.

As was the case all year, Oregon was unwilling to settle for the conventional point-after-touchdown as Beard scored his second two-point conversion of the year to provide the Ducks with a four-point margin.

Oregon looked to have a chance to take control of the game on the next series with its defense denying Auburn to penetrate the goal line on three plays inside the 3-yard line, including fourth-and-goal from the 1. But after a 9-yard completion to Kenjon Barner was nullified by a motion penalty, James was unable to break free of the end zone on the next play for a safety.

Following the free kick, Auburn was able to take advantage of a trio of carries by Dyer for 19 yards and three Newton completions - the last to Emory Blake for a 30-yard score - for a 16-11 halftime lead.

Newton almost single-handedly got his team on the scoreboard to open the third period, personally accounting for 55 (16 rush, 39 pass) of the 60 yards on the scoring drive, but again the Oregon defense held their opponents to a field goal after the Tigers maneuvered a first down inside the red zone.

But again the Oregon offense, which was held to a season-low 75 yards rushing, was unable to take full advantage of the opportunity after Auburn grabbed its largest lead of the night.

The Ducks were forced to punt on their ensuing series after moving the football as close as the opponent's 37-yard line. The next time they had the ball, Barner was denied on fourth down from 1-yard out after Oregon earned a first down from the 3.

Despite being held to a season-low 49 yards on the ground, James completed the year with the school's single-season rushing record (1,731 yards) in addition to moving into third on Oregon's career scoring list (228 points).

For the second BCS game in as many years, Boyett led his teammates in tackles (11) as the Ducks completed 2010 with their most wins ever in one year (12).

Oregon	0	11	0	8	19	Record: (12-1,9-0)
Auburn	0	16	3	3	22	Record: (14-0,8-0)

2nd	14:13	ORE	Beard, Rob 26 yd field goal, 10-62 3:01, UO 3 - AU 0
	12:00	AUB	Burns, Kodi 35 yd pass from Newton, Cam (Byrum, Wes kick), 8-82 2:08, UO 3 - AU 7
	10:58	ORE	James, LaMichael 8 yd pass from Thomas, Darron (Beard run), 4-93 0:57, UO 11 - AU 7
	03:26	AUB	Blanc, Mike safety, UO 11 - AU 9
	01:47	AUB	Blake, Emory 30 yd pass from Newton (Byrum kick), 6-66 1:34, UO 11 - AU 16
3rd	11:30	AUB	Byrum 28 yd field goal, 9-60 3:24, UO 11 - AU 19
4th	02:33	ORE	James 2 yd pass from Thomas (Maehl, Jeff pass from Thomas), 8-55 2:17, UO 19 - AU 19
	00:00	AUB	Byrum 19 yd field goal, 7-73, 2:27, UO 19 - AU 22

RUSHING: Oregon-James, LaMichael 13-49; Barner, Kenjon 11-32; Thomas Darron 8-minus 6. Auburn-Dyer, Michael 22-143; Newton, Cam 22-64; McCalebb, Onterio 6-47.

PASSING: Oregon-Thomas, Darron 27-40-2-363. Auburn-Newton, Cam 20-34-1-265; TEAM 0-1-0-0.

RECEIVING: Oregon-Maehl, Jeff 9-133; Davis, D.J. 6-60; James, LaMichael 4-39; Tuinei, L.T. 3-75; Paulson, David 3-48; Barner, Kenjon 2-8; Johnson, Marvin 1-11. Auburn-Zachery, Terrell 6-48; Adams, Darvin 4-54; Blake, Emory 4-54; Lutzenkirchen, Phillip 2-48; McCalebb, Onterio 2-10; Burns, Kodi 1-35; Fannin, Mario 1-16.

INTERCEPTIONS: Oregon-Harris, Cliff 1-22. Auburn-Washington, Demond 1-1; Etheridge, Zac 1-0.

FUMBLES: Oregon-Thomas, Darron 1-0. Auburn-Newton, Cam 2-1.

SACKS (UA-A): Oregon-Rowe, Kenny 1-0; Clark, Zac 1-0. Auburn-Fairley, Nick 1-0; Clayton, Zach 1-0.

TACKLES (UA-A): Oregon-Boyett, John 10-1; Rowe, Kenny 8-1; Paysinger, Spencer 7-1; Matthews, Casey 4-2; Turner, Terrell 2-3; Clay, Michael 4-0; Jordan, Dion 4-0; Clark, Zac 3-1; Lewis, Javes 3-0; Jackson, Talmadge 3-0; Harris, Cliff 3-0; Pleasant, Eddie 2-0; Johnson, Marvin 1-1; Bair, Brandon 0-2. Auburn-McNeil, Mike 12-2; Washington, Demond 7-0; Fairley, Nick 5-0; Bell, T'Sharvan 5-0; Stevens, Craig 5-0; Eguae, Nosa 4-0; Clayton, Zach 3-0; Blanc, Mike 2-1; Lemonier, Corey 2-1; Etheridge, Zac 2-1; Carter, Antoine 2-0; Bynes, Josh 2-0; Thorpe, Neiko 1-1; Goggans, Michael 1-1.

TEAM STATISTICS	ORE	AUB
FIRST DOWNS	23	28
RUSHES-YARDS (NET)	32-75	50-254
PASSING YDS (NET)	374	265
Passes Att-Comp-Int	41-28-2	35-20-1
TOTAL OFFENSE PLAYS-YARDS	73-449	85-519
Fumble Returns-Yards	0-0	0-0
Punt Returns-Yards	3-6	0-0
Kickoff Returns-Yards	4-65	5-92
Interception Returns-Yards	1-22	2-1
Punts (Number-Avg)	5-36.8	5-40.4
Fumbles-Lost	1-0	2-1
Penalties-Yards	6-37	5-47
Possession Time	27:03	32:57
Third-Down Conversions	5 of 15	9 of 17
Fourth-Down Conversions	2 of 3	0 of 1
Red-Zone Scores-Chances	3-5	2-3
Sacks By: Number-Yards	2-13	2-9



2010 ROSE BOWL

Ohio State 26, Oregon 17

Jan. 1, 2010

Pasadena, Calif.

Attendance: 93,963

PASADENA, Calif. (AP) -- Ohio State's bowl woes are over, thanks to a sturdy defense and a quarterback who finally played up to his enormous potential.

Terrelle Pryor passed for a season-high 266 yards and two touchdowns, rushed for 72 more and threw a 17-yard scoring pass to DeVier Posey with 7:02 to play, ending the No. 8 Buckeyes' three-game BCS skid with a 26-17 victory over No. 7 Oregon in the Rose Bowl on Friday.

Posey had eight catches for 101 yards, and Brandon Saine caught an early TD pass for the Buckeyes (11-2), who put together a remarkably fluid offensive performance in their first trip to Pasadena since 1997.

That offense relied on Pryor, the sophomore quarterback who has had a hard time matching his enormous hype. With a Rose Bowl effort that evoked memories of Vince Young's breakout performance in the same stadium four years ago, Pryor shook off his early mistakes and led the Buckeyes confidently through a tense fourth quarter.

"I just wanted to lead the team as best I can," Pryor said. "The defense helped out a lot."

Indeed, Ohio State's defense did much of the work, largely reducing the Ducks' high-flying, no-huddle offense to ineffectiveness. Jeremiah Masoli passed for just 81 yards, while LaMichael James rushed for 70 - but a series of big plays and kick returns by Kenjon Barner kept the 96th Rose Bowl close until Pryor took control of the final minutes.

"We have an up-tempo defense and they run, they hit and they prepare," coach Jim Tressel said. "Terrelle did a heck of a job."

Oregon (10-3) made a remarkable comeback from its season-opening loss to Boise State to win its first Pac-10 title since 2001, but the Ducks haven't won the Rose Bowl since the game's third edition in 1917, back when the Granddaddy of Them All was a toddler.

Masoli's 1-yard TD run put Oregon up 17-16 early in the third quarter, but the Ducks' powerful offense never scored again. Oregon ran for 179 yards, the second-most allowed by Ohio State this season, but the Ducks were one-dimensional. Oregon, in its first Rose Bowl since 1995, had scored at least 37 points in its previous six games.

Pryor's career at Ohio State has been about his inadequacies as much as his strengths, and he has been hammered by critics in the Big Ten and elsewhere for numerous flaws in his game. Yet with Ohio State nursing a two-point lead in the fourth quarter, he took charge during a 13-play, 81-yard drive eating up more than six minutes - part of the Buckeyes' 41:37 total time-of-possession advantage.

Pryor converted a third-and-13 play near midfield with about nine minutes to play on a remarkable 26-yard catch by tight end Jake Ballard, who leaped high to snatch it. After another third-down conversion, Posey made an impressive TD catch, turning both directions and snagging Pryor's pass away from his body before tumbling over the goal line.

After Oregon's Morgan Flint missed a 44-yard field goal, Pryor drove the Buckeyes one more time, finishing with emphasis by gaining a first down with a 12-yard run right after Oregon called its final timeout.

"We knew everything they were going to do, with their blitzes," Pryor said. "I just wanted to come out and show I can be a complete quarterback."

LeGarrette Blount scored an early touchdown for the Ducks, but the once-suspended tailback also fumbled out of the end zone in the third quarter, ending a potential scoring drive.

Blount made an impressive 3-yard scoring run on his first play in the second quarter, clambering over three defenders and knocking off Buckeyes captain Doug Worthington's helmet before stretching the ball over the goal line.

The cheers Blount received on the way on and off the field highlighted a tumultuous season for the bruising tailback, who was suspended for eight games after punching a Boise State player in frustration after the Ducks' season-opening loss.

Ohio State marched 19 plays for a short field goal 1:05 before halftime, and

Ross Homan's 20-yard interception return moments later put the Buckeyes in position for long-injured kicker Aaron Pettrey's 45-yard field goal at the gun, putting the Buckeyes up 16-10.

Barner's big kickoff return to open the second half set up a 38-yard scoring drive finished by Masoli's keeper. Ohio State went back ahead with its fourth field goal before Blount and Pryor traded turnovers.

The crowd appeared to be an even split between scarlet-clad Buckeyes faithful and yellow-and-green Oregon fans who reveled in the postcard-perfect weather in Arroyo Seco well before kickoff. When dusk fell early in the fourth quarter, the nearby mountains lit up with a surreal red-orange glow, setting off hundreds of camera flashes in the crowd.

Ohio State Oregon	10 0	6 10	3 7	7 0	26 17	Record: (11-2, 7-1) Record: (10-3, 8-1)
----------------------	---------	---------	--------	--------	----------	--

1st	11:37	TOSU	Saine, B. 13 yd pass from Pryor, T. (Pettrey, Aaron kick), 10-74 3:23, TOSU 7 - ORE 0
	00:34	TOSU	Barclay, Devin 19 yd field goal, 5-48 2:44, TOSU 10 - ORE 0
2nd	14:24	ORE	Flint, Morgan 24 yd field goal, 6-52 1:05, TOSU 10 - ORE 3
	09:14	ORE	Blount, L. 3 yd run (Flint, Morgan kick), 8-30 2:56, TOSU 10 - ORE 10
	01:05	TOSU	Barclay, Devin 30 yd field goal, 19-67 8:03, TOSU 13 - ORE 10
	00:00	TOSU	Pettrey, Aaron 45 yd field goal, 5-18 0:25, TOSU 16 - ORE 10
3rd	11:03	ORE	Masoli, J. 1 yd run (Flint, Morgan kick), 12-53 3:49, TOSU 16 - ORE 17
	06:36	TOSU	Barclay, Devin 38 yd field goal, 11-59 4:21, TOSU 19 - ORE 17
4th	07:02	TOSU	Posey, D. 17 yd pass from Pryor, T. (Pettrey, A. kick), 13-81 6:01, TOSU 26 - ORE 17

RUSHING: Ohio State-Pryor, Terrelle 20-72; Saine, Brandon 14-45; Herron, Dan 14-42; TEAM 3-minus 6. Oregon-James, L. 15-70; Barner, Kenjon 7-64; Blount, L. 5-36; Masoli, J. 6-9.

PASSING: Ohio State-Pryor, Terrelle 23-37-1-266; TEAM 0-1-0-0. Oregon-Masoli, J. 9-20-1-81.

RECEIVING: Ohio State-Sanzenbacher, D 9-64; Posey, DeVier 8-101; Herron, Dan 3-18; Saine, Brandon 2-59; Ballard, Jake 1-24. Oregon-James, L. 4-25; Tuinei, L. 2-30; Barner, Kenjon 1-13; Maehl, Jeff 1-10; Davis, D.J. 1-3.


INTERCEPTIONS: Ohio State-Homan, Ross 1-20. Oregon-Boyett, John 1-5.

FUMBLES: Ohio State-TEAM 1-0. Oregon-Blount, L. 1-1.

SACKS (UA-A): Ohio State-Heyward, C 1-0. Oregon-Rowe, Kenny 3-0; Matthews, Casey 0-1; Paysinger, S. 0-1.

TACKLES (UA-A): Ohio State-Homan, Ross 8-4; Russell, A 6-0; Coleman, Kurt 4-0; Gibson, T 4-0; Heyward, C 3-1; Rolle, Brian 3-0; Torrence, Devon 2-0; Wood, Jamie 2-0; Worthington, D 2-0; Larimore, D 2-0; Denlinger, Todd 1-1; Wilson, L 0-2; Hines, Jermale 1-0; Johnson, Orhian 1-0; Herron, Dan 1-0; Saine, Brandon 1-0; Simon, John 0-1; Williams, N 0-1. Oregon-Boyett, John 10-2; Ward, T.J. 6-4; Paysinger, S. 7-2; Matthews, Casey 5-4; Rowe, Kenny 5-2; Johnson, Marvin 4-1; Pleasant, Eddie 4-0; Ferras, Blake 3-1; Jackson, Tal. 2-2; Harris, Cliff 3-0; Gildon, Anthony 2-0; Bair, Brandon 2-0; Clay, Michael 1-1; Turner, Terrell 1-1; Lewis, Javes 1-0; Holmes, Jordan 1-0; Toeaina, Simi 1-0; Butterfield, B. 1-0; Alonso, Kiko 1-0; Barner, Kenjon 1-0; Clark, Zac 0-1; Tukuafu, Will 0-1.

TEAM STATISTICS	OSU	ORE
FIRST DOWNS	26	12
RUSHES-YARDS (NET)	51-153	33-179
PASSING YDS (NET)	266	81
Passes Att-Comp-Int	38-23-1	20-9-1
TOTAL OFFENSE PLAYS-YARDS	89-419	53-260
Fumble Returns-Yards	0-0	0-0
Punt Returns-Yards	2-0	1-28
Kickoff Returns-Yards	4-58	6-171
Interception Returns-Yards	1-20	1-5
Punts (Number-Avg)	3-43.7	4-43.2
Fumbles-Lost	1-0	1-1
Penalties-Yards	5-39	7-59
Possession Time	41:37	18:23
Third-Down Conversions	11 of 21	2 of 11
Fourth-Down Conversions	1 of 1	2 of 2
Red-Zone Scores-Chances	5-5	3-4
Sacks By: Number-Yards	1-9	4-19



2008 HOLIDAY BOWL

Oregon 42, Oklahoma State 31
Dec. 30, 2008
San Diego, Calif.
Attendance: 59,106

SAN DIEGO (AP) -- Jeremiah Masoli and Oregon were a perfect fit for the high-scoring Holiday Bowl.

Masoli ran through and over Oklahoma State's defense for three touchdowns and threw for another to lead the No. 17

Ducks to a 42-31 win over the No. 13 Cowboys in a wild, record-setting Holiday Bowl.

Masoli, a junior college transfer, quickly moved up from No. 3 on the depth chart this season due to injuries. He was recruited because coach Mike Bellotti thought he'd be a great passer, then proved to be quite the runner.

"He's a tough son of a gun," Bellotti said. "He's faster than most people think and he's stronger and more difficult to take down. And he ran over and around and through people today."

Masoli scored on option keepers of 1, 41 and 17 yards in the third quarter, then threw a 20-yard scoring pass to Jaison Williams in the fourth quarter. Masoli ran over OSU free safety Quinton Moore on his 41-yard jaunt.

There were big runs, big passes and big hits in a game showcasing two of the nation's most prolific offenses, both of which feature the spread option led by running QBs. Oregon gained 565 yards and OSU had 469.

Oregon finished 10-3, the fourth time it's had double-digit wins in Bellotti's 14 seasons as coach. Oklahoma State finished 9-4 under Mike Gundy, the winning quarterback for Oklahoma State in the 1988 Holiday Bowl.

The Holiday Bowl has a history of wild finishes, and this one had five lead changes in the second half.

Oregon's LeGarrette Blount put an exclamation point on the victory with a 29-yard touchdown run during which he hurdled Moore and stiff-armed cornerback Perrish Cox with 3 minutes to play.

With the Ducks trailing 17-7, Walter Thurmond returned the second-half kickoff 91 yards to the 3. Masoli scored his first TD two plays later.

"It gave us a lot of juice and momentum," Masoli said. "We made our adjustments and came back on fire."

Masoli said the Ducks adjusted to the Cowboys' coverage, changed their blocking assignments "and that's what opened it up."

Masoli gained 106 yards on 16 carries. He completed 18 of 32 passes for 258 yards. Oregon's Jeremiah Johnson ran 12 times for 119 yards, including a 76-yard TD that eclipsed one of Barry Sanders' Holiday Bowl records.

Blount's 74 yards on seven carries gave him 1,002 yards for the season. He and Johnson became the second duo in school history to each have 1,000 or more yards. Johnson finished with 1,201 yards.

"They were much more physical than us in the second half," Gundy said. "We were not able to overcome that."

Oregon and Oklahoma State each erased records from that Holiday Bowl 20 years ago, when Sanders, the Heisman Trophy winner, ran for 222 yards and five TDs in a 62-14 romp over Wyoming.

Johnson's 76-yard touchdown run in the first quarter eclipsed Sanders' 67-yard TD in 1988 as the longest run from scrimmage in the Holiday Bowl. Johnson took an inside handoff and seemed bottled up, but worked his way to the left sideline, where he picked up three blocks on his way to the end zone.

Oklahoma State wide receiver Dez Bryant set Holiday Bowl records with 13 catches for 167 yards, among them a 33-yard TD that gave the Cowboys a 10-0 lead in the first quarter. The 13 catches were a career high for Bryant, who twice was forced out of the game with a knee injury.

The old Holiday Bowl records were 11 catches by BYU's David Mills in 1984 and Texas' Roy Williams in 2001, and 163 yards by Oklahoma State's Hart Lee Dykes in 1988.

"We lose some when Dez is not in there," Gundy said. "But we have some players who we expect to step up and make plays. ... We just weren't effective enough running the ball in the second half. They were more physical than us."

Bryant said the outcome "probably would have been different" if he hadn't been injured.

Oklahoma State quarterback Zac Robinson took a few big hits yet threw for

329 yards, completing 27 of 50 passes, and ran 16 times for 54 yards and a score.

Oregon trailed 17-7 at halftime but came back on Masoli's first two scoring runs to go ahead 21-17 by midway through the third quarter.

Oklahoma State's Kendall Hunter answered with his second TD of the game, from 4 yards, before Masoli scored again. The Cowboys took their last lead, 31-28, when Robinson scored on a 1-yard run early in the fourth quarter. Masoli's TD pass to Williams gave the Ducks the lead for good, 35-31.

The Ducks dedicated the win to Todd Doxey, a redshirt freshman from San Diego who drowned last summer in Oregon's McKenzie River.

"We talked about being here to start the season with a funeral and being here at the end to honor his memory the best way we could, which was to play well and win the football game," Bellotti said. "I think Todd is with us here today."

Oklahoma State	17	0	7	7	31	Record: (9-4)
Oregon	7	0	21	14	42	Record: (10-3)

1st	10:54	OKST	Bailey, Dan	45 yd field goal, 10-52	4:06, OKST 3 - ORE 0
	04:09	OKST	Bryant, D.	33 yd pass from Robinson, Z. (Bailey kick), 11-99	4:37, OKST 10 - ORE 0
	03:51	ORE	Johnson, J.	76 yd run (Flint, Morgan kick), 1-76	0:18, OKST 10 - ORE 7
	01:03	OKST	Hunter, Kendall	3 yd run (Bailey, Dan kick), 6-48	2:48, OKST 17 - ORE 7
3rd	14:15	ORE	Masoli, J.	1 yd run (Flint, Morgan kick), 2-3	0:45, OKST 17 - ORE 14
	08:02	ORE	Masoli, J.	41 yd run (Flint, Morgan kick), 1-41	0:10, OKST 17 - ORE 21
	05:08	OKST	Hunter, Kendall	4 yd run (Bailey, Dan kick), 7-63	2:54, OKST 24 - ORE 21
	00:21	ORE	Masoli, J.	17 yd run (Flint, Morgan kick), 5-70	1:05, OKST 24 - ORE 28
4th	12:13	OKST	Robinson, Zac	1 yd run (Bailey, Dan kick), 7-75	3:08, OKST 31 - ORE 28
	10:26	ORE	Williams, J.	20 yd pass from Masoli, J. (Flint kick), 6-79	1:47, OKST 31 - ORE 35
	03:01	ORE	Blount, L.	29 yd run (Flint, Morgan kick), 4-43	1:32, OKST 31 - ORE 42

RUSHING: Oklahoma State-Robinson, Z. 16-54; Hunter, K. 13-37; Toston, K. 8-28. Oregon-Johnson, J. 12-119; Masoli, J. 16-106; Blount, L. 7-74; Holland, J. 1-8; Crenshaw, A. 1-3; Scott, T. 1-2; TEAM 1-minus 1; Maehl, J. 1-minus 4.

PASSING: Oklahoma State-Robinson, Z. 27-50-2-329; Bowling, B. 1-1-0-21. Oregon-Masoli, J. 18-32-1-258.

RECEIVING: Oklahoma State-Bryant, D. 13-167; Pettigrew, B. 6-51; Davis, D. 3-66; Hunter, K. 2-12; Toston, K. 2-5; Bowling, B. 1-28; Robinson, Z. 1-21. Oregon-Scott, T. 8-125; Williams, J. 3-52; Holland, J. 2-45; Dickson, E. 2-29; Maehl, J. 2-1; Johnson, J. 1-6.

INTERCEPTIONS: Oklahoma State-Cox, P. 1-0. Oregon-Byrd, J. 1-39; Thurmond, W. 1-0.

FUMBLES: Oklahoma State-None. Oregon-Maehl, J. 1-1; Thurmond, W. 1-0.

SACKS (UA-A): Oklahoma State-Lavine, P. 1-0; Tea, T. 1-0. Oregon-Tukuafu, W. 0-1; Harris, R. 1-0; Linehan, C. 0-1.

TACKLES (UA-A): Oklahoma State-Moore, Q. 7-2; Sexton, A. 6-2; Lavine, P. 6-1; Lacey, J. 5-1; Lemon, O. 2-4; Price, R. 4-1; Johnson, V. 3-1; Burton, D. 1-3; Blatnick, J. 2-1; Price, J. 2-1; Tea, T. 1-1; Chatham, J. 1-1; Thomas, J. 1-0; Clements, S. 1-0; Okung, R. 1-0; Sokolosky, T. 1-0; Miller, S. 0-1; Cooper, J. 0-1; Booker, D. 0-1. Oregon-Chung, P. 6-4; Byrd, J. 6-3; Paysinger, S. 6-3; Matthews, C. 3-6; Ward, T.J. 3-5; Tukuafu, W. 5-2; Thurmond, W. 5-0; Harris, R. 2-3; Boyd, J. 2-3; Linehan, C. 0-4; Reed, N. 1-2; Embry, G. 2-0; Celotto, T. 1-1; Pleasant, E. 1-0; Showalter, R. 1-0; Evensen, M. 1-0; Bair, B. 1-0; Glasper, W. 1-0; Lewis, J. 1-0; Maehl, J. 1-0.

TEAM STATISTICS	OKST	ORE
FIRST DOWNS	27	22
RUSHES-YARDS (NET)	37-119	40-307
PASSING YDS (NET)	350	258
Passes Att-Comp-Int	51-28-2	32-18-1
TOTAL OFFENSE PLAYS-YARDS	88-469	72-565
Fumble Returns-Yards	1-4	0-0
Punt Returns-Yards	0-0	3-34
Kickoff Returns-Yards	6-107	6-201
Interception Returns-Yards	1-0	2-39
Punts (Number-Avg)	5-35.6	2-33.0
Fumbles-Lost	0-0	2-1
Penalties-Yards	5-41	3-35
Possession Time	36:26	23:34
Third-Down Conversions	4 of 15	6 of 13
Fourth-Down Conversions	1 of 3	1 of 3
Red-Zone Scores-Chances	3-4	3-5
Sacks By: Number-Yards	2-19	2-8



2007 SUN BOWL

Oregon 56, South Florida 21
Dec. 31, 2007

El Paso, Texas

Attendance: 49,867

EL PASO, Texas (AP) -- Jonathan Stewart set a Sun Bowl record with a career-high 253 yards rushing and Justin Roper threw four touchdown passes in his first start as Oregon beat South Florida 56-21.

The Ducks (9-4) scored 28 straight points in the third quarter to snap a four-game postseason losing streak, their first bowl win since beating Colorado 38-16 in the Fiesta Bowl after the 2001 season.

Oregon made it look easy against the Bulls (9-4), who boasted one of the nation's better defenses. Credit the steady play by Roper, a redshirt freshman, and Stewart, as smooth a runner as you'll find.

The Ducks won for the first time since losing quarterback Dennis Dixon to a knee injury in November, snapping a three-game losing streak the killed their national title hopes. How easy was it for the Ducks? They won a matchup of teams that'd been ranked No. 2 in the nation earlier this season handily, despite setting a Sun Bowl record with 138 penalty yards.

Roper started the scoring avalanche with a 14-yard TD strike to Jaison Williams and added a 15-yard scoring pass to Ed Dickson.

On the next play from scrimmage, Walter Thurmond stepped in front of a pass by South Florida's Matt Grothe and returned it 25 yards for another TD, giving the Ducks a 39-14 lead midway through the third.

But these hard-hitting Quackers weren't finished. Grothe had another interception on the ensuing possession, the first of two for Oregon's Jairus Byrd, setting up Roper's 8-yard TD pass to Stewart.

On that drive, Stewart got free on a 16-yard gain, breaking the previous Sun Bowl record of 197 yards rushing set in 1977 by LSU's Charles Alexander in a 24-14 loss to Stanford.

Just like that, Oregon's 18-14 halftime lead had swelled to 46-14.

For good measure, Matt Evensen added a 30-yard field goal early in the fourth quarter and defensive end Michael DiVincenzo returned an interception for a touchdown with 3:23 remaining.

Roper opened the season fifth on the depth chart and ran the scout team until a series of quarterback injuries - none more devastating than the loss of Dixon, a Heisman Trophy hopeful - reshaped the Oregon roster.

Coach Mike Bellotti gave Roper the start over Cody Kempt, another redshirt freshman. Roper responded by tying a Sun Bowl record with four TD passes and finished 17-of-30 for 180 yards passing with no interceptions.

Stewart was just as impressive. He broke a 71-yard TD run late in the second quarter, greeted by an enormous hole off left tackle as he raced untouched to the end zone to give the Ducks an 18-11 lead.

Stewart kept the momentum going after the break. His 41-yard run on Oregon's first drive of the second half set up Roper's second TD pass for a 25-14 lead, and he logged the ninth-best rushing effort in a bowl game.

There was no sign of the turf toe injury that slowed Stewart earlier this season, when Oregon dropped from the national title chase.

South Florida, which reached No. 2 in the country in just its 11th season playing football, missed a chance to win 10 games for the first time.

Grothe left late in the third after being tackled while scrambling.

The 49,867 fans were treated to lots of penalty flags. The teams combined to break the Sun Bowl record for total penalty yardage - 202 penalty yards - and it wasn't even halftime when the old mark fell.

South Florida	0	14	0	7	21
Oregon	8	10	28	10	56

- ORE — Strong, G. 7 yd pass from Roper, J. (Evensen, M. rush), 6:28, 1st
- USF — Alvarado, Delbe 29 yd field goal, 14:49, 2nd
- ORE — Evensen 39 yd field goal, 12:08, 2nd
- USF — Johnson, T. 21 yd pass from Grothe, M. (Hill, C. pass from Grothe), 7:04, 2nd
- ORE — Stewart, J. 71 yd run (Evensen kick), 3:17, 2nd
- USF — Alvarado 35 yd field goal, 0:00, 2nd
- ORE — Williams, J. 14 yd pass from Roper (Evensen kick), 10:17, 3rd
- ORE — Dickson, Ed 15 yd pass from Roper (Evensen kick), 7:35, 3rd
- ORE — Thurmond, W. 25 yd interception return (Evensen kick), 7:25, 3rd
- ORE — Stewart 8 yd pass from Roper (Evensen kick), 4:05, 3rd
- ORE — Evensen 30 yd field goal, 12:14, 4th
- USF — Allen, N. 11 yd pass from Gregory, G. (Alvarado kick), 6:34, 4th
- ORE — DiVincenzo, M. 15 yd interception return (Padilla, D. kick), 3:23, 4th

INDIVIDUAL LEADERS

RUSHING: South Florida-Gregory, Grant 4-42; Grothe, Matt 14-40; Ford, Mike 6-8; Taylor, Jamar 1-7; Johnson, Taurus 1-2; Williams, Benja 4-2; Samuels, Aston 3-0; Team 1-minus 13. Oregon-Stewart, J. 23-253; Crenshaw, Andre 8-52; Kempt, Cody 2-23; Maehl, Jeffrey 1-20; Roper, Justin 3-10; Brown, Andiel 2-2; Dickson, Ed 1-0; Alston, Remene 2-0; Team 1-minus 7.

PASSING: South Florida-Grothe, Matt 18-35-2-197; Gregory, Grant 6-11-2-39; Severino, Antho 0-1-0-0. Oregon-Roper, Justin 17-30-0-180.

RECEIVING: South Florida-Johnson, Taurus 4-51; Hester, Jessie 4-41; Edwards, Marcus 3-30; Hill, Cedric 3-28; Love, A.J. 2-12; Williams, Benja 2-minus 1; Bogan, Dontavia 1-27; Okolie, Quincy 1-19; Allen, Nate 1-11; Jackson, Amari 1-9; Denson, Courtne 1-6; Samuels, Aston 1-3. Oregon-Williams, J. 4-40; Strong, Garren 3-36; Maehl, Jeffrey 3-2; Stewart, J. 2-29; Dickson, Ed 2-16; Jones, Derrick 1-29; Pflugrad, Aaron 1-23; Crenshaw, Andre 1-5.

TEAM STATISTICS

	USF	ORE
FIRST DOWNS	25	25
RUSHES-YARDS (NET)	34-88	43-353
PASSING YDS (NET)	236	180
Passes Att-Comp-Int	47-24-4	30-17-0
TOTAL OFFENSE PLAYS-YARDS	81-324	73-533
Fumble Returns-Yards	0-0	0-0
Punt Returns-Yards	2-24	1-26
Kickoff Returns-Yards	2-53	3-89
Interception Returns-Yards	0-0	4-49
Punts (Number-Avg)	6-44.2	4-47.5
Fumbles-Lost	2-1	3-1
Penalties-Yards	8-64	13-138
Possession Time	34:43	25:17
Third-Down Conversions	4 of 14	8 of 14





2006 LAS VEGAS BOWL

BYU 38, Oregon 8
Dec. 21, 2006
Las Vegas, Nev.
Attendance: 42,075

John Beck passed for 375 yards and two touchdowns and Curtis Brown ran for 120 yards and two TDs, leading No. 19 BYU to its 10th straight win to end the year. Jonny Harline, voted MVP after the game, caught nine passes for 181 yards and Justin Robinson

intercepted two passes for BYU (11-2), which shut out the Ducks (7-6) through three quarters.

Oregon lost its fourth in a row and was never close after BYU scored 17 points in the second quarter. The Ducks had just 120 yards of offense through three quarters and didn't score until Brian Paysinger caught a 47-yard pass from Dennis Dixon with 10:27 left in the game. The Ducks added a two-point conversion, but that still only cut the lead to 31-8.

BYU recovered the ensuing onside kick and scored 1:13 later on a 17-yard pass from Beck to Manase Tonga. Beck also ran for a 13-yard score that put BYU ahead 31-0 early in the fourth quarter.

The Ducks allowed two sacks on their first series and Brady Leaf and Dixon combined to throw for 166 yards. Both threw an interception and Oregon finished with 260 yards of offense and lost its fourth straight bowl game.

The teams played in front of the largest crowd in stadium history, breaking the previous high of 42,075 fans for UNLV's game against Wisconsin in 2002.

Beck opened the game slowly, but had four passes in the hands of his receivers that were dropped. Beck started focusing more on Harline and it paid off with a field goal and two touchdowns in the second quarter.

They connected on a 41-yard pass in the second quarter that put BYU ahead 17-0, then Brown scored on a 4-yard run just before halftime and BYU led 24-0.

After getting stuck at their own 2 on a punt, Beck completed a 17-yard pass to Harline on first down to get the Cougars out of trouble quickly. BYU drove for Jared McLaughlin's 24-yard field goal that put the Cougars up 3-0, then BYU drove 71 yards on its next possession for another score.

BYU	0	17	7	14	—	38	(Coach Bronco Mendenhall)
Oregon	0	0	0	8	—	8	(Coach Mike Bellotti)

BYU — Jar McLaughlin 24 field goal, 13:25, 2nd
BYU — Curtis Brown 6 run (McLaughlin kick), 6:57, 2nd
BYU — Jonny Harline 41 pass from John Beck (McLaughlin kick), 1:50, 2nd
BYU — Brown 4 run (McLaughlin kick), 3:42, 3rd
BYU — Beck 13 run (McLaughlin kick), 11:29, 4th
UO — B. Paysinger 47 pass from Dennis Dixon (J. Johnson rush), 10:27, 4th
BYU — Tonga 17 pass from Beck (McLaughlin kick), 9:14, 4th

INDIVIDUAL LEADERS

RUSHING: (BYU) Brown 17-120, Beck 6-26, Tonga 4-21, Meikle 2-3, Vakapuna 2-3. (UO) Dixon 10-51, Johnson 6-41, Stewart 7-21, Leaf 7-minus 19.

PASSING: (BYU) Beck 28-46-2-375, Team 0-1-0-0. (UO) Dixon 10-20-1-122, Leaf 6-14-1-44.

RECEIVING: (BYU) Harline 9-181, Brown 7-55, Tonga 4-52, Jacobson 2-26, Reed 2-14, Collie 2-10, Allen 1-34, Vakapuna 1-3. (UO) Kent 5-33, Johnson 3-25, Dickson 2-20, Paysinger 1-47, Rosario 1-12, Stewart 1-9, Strong 1-8, Finley 1-7, Colvin 1-5.

TEAM STATISTICS

	BYU	UO
First Downs	30	14
Rushes-Yards	31-173	30-94
Passes	47-28-2	34-16-2
Passing Yards	375	166
Total Offense	548	260
Punting	4-43.2	7-39.4
Fumbles-Lost	1-0	2-0
Penalties	7-70	8-75
Time of Possession	34:24	25:36



2005 HOLIDAY BOWL

Oklahoma 17, Oregon 14
Dec. 29, 2005
San Diego, Calif.
Attendance: 65,416

An Oklahoma interception deep in its own territory with just over 30 seconds left to play put an end to an Oregon comeback and preserved the Sooners' Holiday Bowl win. Sophomore quarterback Brady Leaf came off the bench midway through the fourth quarter to rally the Ducks from a 17-7 deficit, completing a 3-yard touchdown pass to tight end Tim Day with 3:30 remaining in the game to pull Oregon within striking distance.

Trailing by only three points, the Ducks' defense held the Big 12 Conference South Division runners-up to three plays and a punt while taking over control of the football on its own 22-yard line with 3:04 left on the clock. Completions of six and 37 yards to running back Terrence Whitehead and a 19-yard pass to freshman running back Jeremiah Johnson positioned Oregon with a chance for its first win over the Sooners in six tries. But rather than play for a game-tying field goal, Leaf's pass to Demetrius Williams inside the Oklahoma 10-yard line couldn't elude linebacker Clint Ingram's leap as Oregon fell short in the post-season for the third straight time.

After struggling in two first-half drives and a third to start the second half, Leaf rebounded to complete 11 of 18 passes for 118 yards in the final 7:13 of the game. In addition, the Oregon defense, led by senior linebacker Anthony Trucks, held the Sooners to only 42 yards of total offense in the final quarter. Trucks completed his career with a game-high 14 tackles, along with one fumble recovery as well as a forced fumble, to be awarded the bowl's defensive player of the game.

But it was a sluggish third quarter that put the Ducks in a bind as Oklahoma controlled the football for just over 10 minutes of the period and capped two of its four drives with touchdowns.

Oregon opened the game strong as starting quarterback Dennis Dixon accounted for 72 of its 116 total yards from the game's first two drives, yet the Ducks could convert the prosperity into only seven points en route to a 7-3 half-time advantage. Dixon completed eight of 12 passes for 89 yards in the opening 15 minutes.

Oregon	7	0	0	7	—	14	(Coach Mike Bellotti)
Oklahoma	3	0	14	0	—	17	(Coach Bob Stoops)

OU — Garret Hartley 34 field goal, 8:04, 1st
UO — Demetrius Williams 5 run (Paul Martinez kick), 2:58, 1st
OU — J.D. Runnels 17 pass from Rhett Bomar (Hartley kick), 9:20, 3rd
OU — Kejuan Jones 8 run (Hartley kick), 3:25, 3rd
UO — Tim Day 3 pass from Brady Leaf (Martinez kick), 3:30, 4th

INDIVIDUAL LEADERS

RUSHING: (UO) Whitehead, 12-43, Dragich 1-20, Stewart 2-6, D. Williams 1-5, Dixon 9-5, Strong 1-3, Johnson 1-1, Leaf 5-1. (OU) Peterson 23-84, Jones 7-30, Bomar 9-14, Patrick 1-4.

PASSING: (UO) Leaf 14-24-136-1. Dixon 11-19-107-0, Strong 0-1-0-0. (OU) Bomar 17-30-229-1.

RECEIVING: (UO) Finley 9-67, Whitehead 6-83, D. Williams 4-27, Day 3-14, Johnson 1-19, Paysinger 1-18, Rosario 1-15. (OU) Kelly 7-79, Iglesias 5-85, Johnson 2-32, Runnels 1-17, Peterson 1-8, Jones 1-8.

TEAM STATISTICS

	UO	OU
First Downs	17	19
Rushes-Yards	32-84	40-132
Passes	44-25-1	30-17-1
Passing Yards	243	229
Total Offense	327	361
Punting	8-45.1	7-37.9
Fumbles-Lost	1-0	2-1
Penalties	3-15	10-70
Time of Possession	31:23	28:37



2003 SUN BOWL

Minnesota 31, Oregon 30
Dec. 31, 2003
El Paso, Texas
Attendance: 49,864

The Gophers won the see-saw battle with 23 seconds left when kicker Rhys Lloyd booted a 42-yard field goal on a ball tipped by senior defensive tackle Junior Siavii at the line. The Ducks had taken a 30-28 lead on a 47-yard field goal by Jared Siegel with 4:16

to play before Minnesota (10-3) drove 55 yards on its ensuing possession to set up Lloyd's winner.

The Ducks used two of their timeouts in the final minute to give the offense and quarterback Kellen Clemens one last chance, but the sophomore starter was intercepted with 10 seconds remaining. Clemens ended with career highs in completions (32), attempts (42) and yards (363), as well as matching one Sun Bowl record with three touchdowns and claiming another pinnacle with a 76.2% completion percentage. Samie Parker ended as game MVP after the school's single-game record-holder broke bowl records for catches (16), yards (200) and touchdown catches (two).

Minnesota, which had ranked third nationally in rushing (293.2 avg.), dominated the ground stats with 241 yards on 55 carries. Laurence Maroney led ball-carriers with 15 carries for 135 yards and a TD for Minnesota, and Thomas Tapeh added three scores.

The game opened with a scoreless first quarter, but the teams combined for a bowl-record 31 points in the second period. Clemens opened the scoring with a 9-yard touchdown pass to Dante Rosario with less than a minute elapsed. Siegel hit a season-high three field goals (30, 32 and 47) to earn top special teams honors while Siavii was honored as the game's top lineman.

Minnesota	0	14	14	3	—	31	(Coach Glen Mason)
Oregon	0	17	7	6	—	30	(Coach Mike Bellotti)

UO — Dante Rosario 9 run (Jared Siegel kick), 14:06, 2nd
 UM — Thomas Tapeh 1 run (Rhys Lloyd kick), 9:50, 2nd
 UO — Samie Parker 17 pass from Kellen Clemens, 8:45, 2nd
 UM — Tapeh 1 run (Lloyd kick), 1:11, 2nd
 UO — Siegel 30 FG, 0:00, 2nd
 UO — Tapeh 6 run (Lloyd kick), 8:38, 3rd
 UO — Parker 40 pass from Clemens (Siegel kick), 3:09, 3rd
 UM — Laurence Maroney 22 run (Lloyd kick), 0:14, 3rd
 UO — Siegel 32 FG, 9:36, 4th
 UO — Siegel 47 FG, 4:16, 4th
 UM — Lloyd 42 FG, 0:23, 4th

INDIVIDUAL LEADERS

RUSHING: (UM) Maroney 15-131, Tapeh 13-40, Barber 16-37. (UO) Whitehead 6-35, Washington 6-28.

PASSING: (UM) Abdul-Khaliq 12-21-0-172. (UO) Clemens 32-42-1-363, Fife 1-1-0-13.

RECEIVING: (UM) Hosack 6-107. (UO) Parker 16-200, Whitehead 5-42, Williams 4-49, Rosario 3-36, Day 3-31.

TEAM STATISTICS	UM	UO
First Downs	23	25
Rushes-Yards	55-241	24-77
Passes	21-12-0	44-33-1
Passing Yards	172	376
Total Offense	413	453
Punting	3-38.7	3-29.0
Fumbles-Lost	2-1	0-0
Penalties	3-19	5-40
Time of Possession	31:33	28:27



2002 SEATTLE BOWL

Wake Forest 38, Oregon 17
Dec. 30, 2002
Seattle, Wash.
Attendance: 38,241

Attempts to rebound from a disappointing last half of its regular season proved futile as big plays and a ball-control offense contributed to Oregon's first postseason setback in four tries.

After jumping onto the scoreboard first via a Jared Siegel field goal, the Ducks were unable to secure their second first down of the game until staring at a 14-3 deficit in Seahawks Stadium. Despite completing only nine passes, Wake Forest's offense took advantage of maintaining possession of the football for 34:34 while scoring on two of four plays longer than 30 yards to account for a second bowl win over Oregon in 11 years.

Redshirt freshman quarterback Kellen Clemens came off the bench to replace Jason Fife to open the second quarter — responding with his first touchdown pass as a collegian in his most extensive play to date — and helped the Ducks bounce back from an 18-point deficit.

A 43-yard Keenan Howry punt return, followed by the school's career receiving leader's 36-yard run, led to Matt Floberg's lone scoring run of the year to close the gap to 24-17 late in the third quarter. Yet the Oregon offense was unable to take advantage of the momentum as it was limited to only two more first downs the remainder of the afternoon.

Linebackers David Moretti and Kevin Mitchell led the defense with 17 and 15 tackles, respectively, while George Wighster's five catches propelled him to the top of the school's list for most single-season catches by a tight end ever (41).

Wake Forest	7	14	10	7	—	38	(Coach: Jim Grobe)
Oregon	3	7	7	0	—	17	(Coach: Mike Bellotti)

UO — Jared Siegel 45 FG, 12:25, 1st
 WF — Ovie Mughelli 1 run (Matt Wisnosky kick), 10:26, 1st
 WF — Jason Anderson 57 pass from James MacPherson (Wisnosky kick), 12:38, 2nd
 WF — MacPherson 1 run (Wisnosky kick), 2:40, 2nd
 UO — Samie Parker 7 pass from Kellen Clemens (Siegel kick), :26, 2nd
 WF — Wisnosky 43 FG, 9:37, 3rd
 UO — Matt Floberg 1 run (Siegel kick), 5:39, 3rd
 WF — Anderson 63 pass from MacPherson (Wisnosky kick), 2:02, 3rd
 WF — Chris Barclay 12 run (Wisnosky kick), 2:48, 4th

INDIVIDUAL LEADERS

RUSHING: (WF) Barclay 19-82, Davis 9-65, Williams 16-53. (UO) Smith 18-62, Howry 1-36.

PASSING: (WF) MacPherson 9-16-0-241. (UO) Clemens 19-31-0-161, Fife 1-10-0-4.

RECEIVING: (WF) Anderson 3-157, Landfried 3-45, Davis 2-27. (UO) Howry 5-50, Wighster 5-34, Parker 4-43, Floberg 2-21, Willis 2-16.

TEAM STATISTICS	WF	UO
First Downs	23	13
Rushes-Yards	256	125
Passes	16-9-0	41-20-0
Passing Yards	241	165
Total Offense	497	290
Punting	5-48.4	6-50.2
Fumbles-Lost	3-0	1-1
Penalties	3-15	2-10
Time of Possession	34:34	25:26



2002 FIESTA BOWL

Oregon 38, Colorado 16
Jan. 1, 2002
Tempe, Ariz.
Attendance: 74,118

Joey Harrington threw for four touchdowns and Steve Smith intercepted a bowl-record three passes as No. 2 Oregon pounded No. 3 Colorado in the 31st Fiesta Bowl.

Heisman Trophy finalist Harrington became the first Pac-10 quarterback to lead his

team to three bowl wins, and ended his career third at Oregon in passing yards (6,911) and touchdowns (59).

After a first-quarter Buffalo touchdown, the Ducks scored 38 consecutive points. The game's offensive MVP led the charge with a 28-yard scoring strike to Keenan Howry and a season-long 79-yard TD pass to Samie Parker on subsequent drives. The latter marked Oregon's longest scoring play in bowl history and tied for the longest pass in Fiesta Bowl history. On the ground, Maurice Morris brought the crowd to its feet in the second half with a dazzling 49-yard touchdown scamper though a half-dozen would-be tacklers, as he rolled off the back of another. His 89 rushing yards at game's end also made him the first back in Oregon history to run for 1,000 yards in consecutive seasons (1,049). Freshman kicker Jared Siegel also booted a career-long 47-yard field goal early in the fourth quarter.

Colorado tried its luck in the air in the second half, and salvaged a couple of late scores to avoid the biggest defeat in Fiesta Bowl history. The Duck defense held the Buffalo rushers to a combined 49 yards — far below their previous 228.5 avg. that ranked eighth nationally. Wesly Mallard and Dave Moretti led the Duck defenders with 13 and 11 tackles, respectively, while Smith earned the game's top defensive award.

Oregon	7	14	7	10	—	38	(Coach: Mike Bellotti)
Colorado	7	0	0	9	—	16	(Coach: Gary Barnett)

CU — Brandon Drumm 1 run (Brougham kick), 6:26, 1st
 UO — Keenan Howry 28 pass from Joey Harrington (Siegel kick), 3:48, 1st
 UO — Samie Parker 79 pass from Harrington (Siegel kick), 3:13, 2nd
 UO — Onterio Smith 6 pass from Harrington (Siegel kick), 2:29, 2nd
 UO — Maurice Morris 49 run (Siegel kick), 12:33, 3rd
 UO — Siegel 47 FG, 12:03, 4th
 UO — Justin Peelle 4 pass from Harrington (Siegel kick), 9:38, 4th
 CU — Flores 39 FG, 5:47, 4th
 CU — Daniel Graham 4 pass from Craig Ochs (kick failed), :18, 4th

INDIVIDUAL LEADERS

RUSHING: (UO) Morris 11-89, O. Smith 14-51. (CU) Brown 9-30, Johnson 8-24, Purify 6-19.

PASSING: (UO) Harrington 28-42-1-350. (CU) Pesavento 11-27-2-139, Ochs 13-20-1-140.

RECEIVING: (UO) Parker 9-162, Willis 6-62, Peelle 5-66, Howry (UO) 3-33. (CU) McCoy 5-66, Johnson 3-50, Brunson 3-35, Graham 10-89.

TEAM STATISTICS	UO	CU
First Downs	20	22
Rushes-Yards	150	49
Passes	42-28-1	47-24-3
Passing Yards	350	279
Total Offense	500	328
Punting	5-36.2	5-40.8
Fumbles-Lost	0-0	1-0
Penalties	8-74	8-55
Time of Possession	31:05	28:55



2000 HOLIDAY BOWL

Oregon 35, Texas 30
Dec. 29, 2000
San Diego, Calif.
Attendance: 63,278

The Oregon defense limited Texas to only 88 yards total offense in the second half while denying the 12th-ranked Longhorns access to the end zone on their final three possessions of the game to cap the Ducks' first 10-win season in school history.

Quarterback Joey Harrington became only the third player in Holiday Bowl history to run, pass and be on the receiving end of a touchdown toss in the same game as he helped ignite Oregon's fourth-quarter comeback for the fifth time of the season. For his efforts, he was named offensive player of the game.

The Pac-10 co-champions relied on big plays to grab a 14-0 advantage in the opening 13 minutes, but were fortunate to trail by only 21-14 after a blocked punt with 1:11 remaining before the half. However defensive back Ryan Mitchell initiated the momentum swing with his team's second of four interceptions.

Tailback Maurice Morris knotted the score at 21-21 with his longest scoring reception of the season while Allan Amundson came off the bench to set up a go-ahead score with his longest run of his career (36 yards) to provide a brief edge.

After Texas returned the ensuing kickoff into the end zone, Oregon put together an eight-play, 68-yard drive for the winning tally but couldn't rest easy until the final pass fell incomplete in the end zone.

Cornerback Rashad Bauman halted one drive with an interception at the Ducks' 16-yard line with just over a minute remaining to play to go along with his six tackles to earn defensive player-of-the-game honors. Outside linebacker Garrett Sabol led all tacklers with 12 stops.

Texas	0	21	0	9	—	30	(Coach Mack Brown)
Oregon	14	0	7	14	—	35	(Coach Mike Bellotti)

UO — Justin Peelle 1 pass from Joey Harrington (Frankel kick), 8:35, 1st
 UO — Harrington 18 pass from Keenan Howry (Frankel kick), 2:19, 1st
 UT — Hodges Mitchell 3 run (Stockton kick), 10:39, 2nd
 UT — Chris Simms 4 run (Stockton kick), 4:14, 2nd
 UT — Greg Brown 23 interception return (Stockton kick), 3:46, 2nd
 UO — Maurice Morris 55 pass from Harrington (Frankel kick), 12:32, 3rd
 UO — Harrington 9 run (Frankel kick), 9:43, 4th
 UT — Victor Ike 93 kickoff return (Stockton kick), 9:25, 4th
 UO — Jason Willis 4 run (Frankel kick), 5:46, 4th
 UT — Team safety


INDIVIDUAL LEADERS

RUSHING: (UT) Mitchell 17-41. (UO) Morris 26-82, Amundson 5-48.

PASSING: (UT) Simms 17-33-4-245. (UO) Harrington 19-30-1-273.

RECEIVING: (UT) Healy 5-98, Johnson 4-42. (UO) Morris 5-104, Howry 5-59, Peelle 4-48, Willis 3-33.

TEAM STATISTICS	UT	UO
First Downs	19	21
Rushes-Yards	31-54	40-129
Passes	33-17-4	32-20-1
Passing Yards	245	291
Total Offense	299	420
Punting	3-42.3	5-32.4
Fumbles-Lost	3-1	1-1
Penalties	6-55	6-50
Time of Possession	28:09	31:51



1999 SUN BOWL

Oregon 24, Minnesota 20
Dec. 31, 1999
El Paso, Texas
Attendance: 48,757

Joey Harrington completed a 10-yard scoring pass to Keenan Howry with only 1:32 remaining to play to lead Oregon to the Pac-10's lone postseason triumph in five tries.

No. 12 Minnesota grabbed a 20-17 advantage on the first play of the final period with its third touchdown pass of the afternoon before the Ducks came from behind in the closing minutes for the fourth time this season. Harrington, who remained unbeaten in his fourth career start, waited until 7:28 remained on the clock before engineering Oregon's longest scoring drive of the season, capping a 12-play, 87-yard drive in 5:56 with his lone touchdown toss of the day. The Portland sophomore, who had previously run for a pair of scores, connected on four of five aerials on the decisive series, including a fourth-down strike for 23 yards to Tony Hartley to keep the drive alive.

Yet it wasn't until a Dietrich Moore quarterback sack and Saul Patu fumble recovery that the Ducks could breathe easier. The Ducks' defense limited the nation's 11th-ranked rushing offense to only 96 yards, while the Oregon offense wore down an opposition that tied for eighth in the country in scoring defense. Peter Sirmon led all Oregon defenders with 16 tackles while Moore and Matt Smith each took part in two quarterback sacks.

Michael Fletcher picked off one of two interceptions and added a 16-yard punt return to set up Oregon's 37-yard field goal.

Minnesota	7	0	6	7	—	20	(Coach Glen Mason)
Oregon	0	7	10	7	—	24	(Coach Mike Bellotti)

UM — R. Johnson 1 pass from B. Cockerham (Nystrom kick), 3:52, 1st
 UO — Joey Harrington 5 run (Nathan Villegas kick), 1:11, 2nd
 UM — Arland Bruce 38 pass from Cockerham (kick failed), 12:42, 3rd
 UO — Harrington 1 run (Villegas kick), 8:04, 3rd
 UO — Villegas 37 FG, 3:11, 3rd
 UM — Johnson 7 pass from Cockerham (Nystrom kick), 14:56, 4th
 UO — Keenan Howry 10 pass from Harrington (Villegas kick), 1:32, 4th

INDIVIDUAL LEADERS

RUSHING: (UM) Hamner 20-64, Cockerham 12-26. (UO) Droughns 21-95, Ho-Ching 9-56.

PASSING: (UM) Cockerham 19-37-2-257. (UO) Harrington 20-43-0-232.

RECEIVING: (UM) Johnson 7-54, Leverson 6-126. (UO) Hartley 7-113, Howry 3-54.

TEAM STATISTICS

	UM	UO
First Downs	19	22
Rushes-Yards	35-96	39-156
Passes	37-19-2	43-20-0
Passing Yards	257	232
Total Offense	353	388
Punting	7-46.1	8-40.6
Fumbles-Lost	1-1	2-1
Penalties	5-58	4-25
Time of Possession	24:35	35:25



1998 ALOHA BOWL

Colorado 51, Oregon 43
Dec. 25, 1998
Honolulu, Hawaii
Attendance: 38,803

Oregon's 22-point fourth-quarter rally was not enough to overcome a season-high six turnovers and opponent's big plays as it dropped its second postseason bid to the Buffaloes in four years.

Colorado returned the opening kickoff 93 yards for a score to pace a 17-point first-quarter outburst in a game that established a Pac-10 post-season record for most total points by two teams.

Trailing 44-14 midway through the third quarter, the Ducks converted four of their next five drives into touchdowns before a fourth-down pass from Akili Smith to Bobby Nero fell incomplete with only 2:19 remaining in the game. Smith capped a brilliant senior season by throwing for the fourth-highest single-game total in school history, earning the game's co-MVP honors. Tailback Derien Latimer, making only his fourth start of the year, tied an Aloha Bowl record by running for three scores as Oregon accumulated 308 yards total offense in the second half against a squad which ended the year ranked 13th in the country in total defense (296.0 avg.).

Smith struggled to complete only eight of 21 passes in the first half before returning to form to pinpoint 16 of 25 aerials for 290 yards in the final 30 minutes. Wide receivers Damon Griffin and Donald Haynes became the school's first tandem in two years to each accumulate better than 100 yards receiving.

The Ducks' defense played deceptively well, led by senior linebacker Chris Vandiver's 15 tackles. Colorado was limited to 130 yards of offense in the second half.

Colorado	17	20	7	7	—	51	(Coach Rick Neuheisel)
Oregon	0	14	7	22	—	43	(Coach Mike Bellotti)

CU — Brian Kelly 93 kickoff return (Jeremy Aldrich kick), 14:43, 1st
 CU — Aldrich 48 FG, 6:36, 1st
 CU — Javon Green 5 pass from Mike Moschetti (Aldrich kick), 2:10, 1st
 UO — Derien Latimer 11 run (Nathan Villegas kick), 13:23, 2nd
 CU — Marcus Stiggers 58 pass from Moschetti (Aldrich kick), 12:19, 2nd
 CU — Aldrich 41 FG, 10:00, 2nd
 UO — Latimer 4 run (Villegas kick), 7:11, 2nd
 CU — Darrin Chiaverini 72 pass (Aldrich kick), 6:53, 2nd
 CU — Aldrich 23 FG, 00:02, 2nd
 CU — Damon Wheeler 52 fumble return (Aldrich kick), 10:39, 3rd
 UO — Jed Weaver 9 pass from Akili Smith (Villegas kick), 7:31, 3rd
 UO — Latimer 1 run (Villegas kick), 13:34, 4th
 CU — Daniel Graham 20 pass from Moschetti (Aldrich kick), 10:45, 4th
 UO — Smith 1 run (Villegas kick), 7:13, 4th
 UO — Donald Haynes 42 pass from Smith (Bobby Nero pass), 5:55, 4th

INDIVIDUAL LEADERS

RUSHING: (CU) Cherrington 10-92. (UO) Latimer 19-74.

PASSING: (CU) Moschetti 11-23-0-213. (UO) Smith 24-46-1-456.

RECEIVING: (CU) Chiaverini 3-96, Stiggers 3-81. (UO) Griffin 8-146, Haynes 7-148, Nero 3-63, Weaver 3-45.

TEAM STATISTICS

	CU	UO
First Downs	13	27
Rushes-Yards	35-176	35-79
Passes	24-12-0	46-24-1
Passing Yards	221	456
Total Offense	397	535
Punting	6-51.5	4-48.3
Fumbles-Lost	3-1	5-5
Penalties	8-75	4-30
Time of Possession	26:42	33:18



1997 LAS VEGAS BOWL

Oregon 41, Air Force 13
Dec. 20, 1997
Las Vegas, Nev.
Attendance: 21,514

An explosive Oregon offense put together its most potent display of the year while a maligned defense stuffed the nation's ninth-best rushing attack to pace its first post-season triumph in eight years over 23rd-ranked Air Force.

The Ducks tallied touchdowns on their first two plays from scrimmage and ate up less than a minute off the clock on each of their five offensive touchdowns. Pat Johnson accounted for his first of two scores on a bomb from Akili Smith to open the barrage and Saladin McCullough ramblled for his longest run as a collegian to help seize the early momentum.

Meanwhile, an inspired defense which came into the game yielding over 440 yards per game, dismantled the Falcons' option attack and limited them to a season-low 211 yards total offense. The Ducks' defenders were so dominating that they refused to allow the cadets to cross midfield until the second quarter and thwarted a second attempt into Oregon territory with a Jaiya Figueras interception.

Adding to the team victory was a blocked punt by true freshman Garrett Sabol midway through the second period, resulting in a Kevin Parker recovery in the end zone and a 19-0 Oregon lead. The victors accumulated 313 of their season-high 583 yards total offense during the game's first 30 minutes against a contingent ranked third in the country in scoring defense (12.4 avg.) and 10th in total defense (289.3 avg.).

Jason Maas came off the bench to throw for three touchdowns and scrambled for 28 yards that kept a drive alive before concluding with Tony Hartley's score 28 seconds before halftime.

Yet it was Johnson who was named the games most valuable player after accumulating 272 all-purpose yards.

Peter Sirmon ended the day with 11 tackles and Michael Fletcher added nine as the defenders limited Air Force to only three first downs and 92 yards total offense in the second half.

Oregon	13	13	8	7	—	41	(Coach Mike Bellotti)
Air Force	0	0	13	0	—	13	(Coach Fisher DeBerry)

UO — Pat Johnson 69 pass from Akili Smith (Josh Frankel kick), 14:42, 1st
 UO — Saladin McCullough 76 run (kick failed), 12:54, 1st
 UO — Kevin Parker 0 punt return (kick failed), 8:33, 2nd
 UO — Tony Hartley 7 pass from Jason Maas (Joshua Smith kick), :28, 2nd
 AF — Blane Morgan 1 run (Alex Wright kick), 8:29, 3rd
 UO — Hartley 21 pass from Maas (Blake Spence pass), 4:55, 3rd
 AF — Bryce Fisher 45 fumble return (pass failed), :43, 3rd
 UO — Johnson 78 pass from Maas (J. Smith kick), 14:50, 4th

INDIVIDUAL LEADERS

RUSHING: (UO) McCullough 17-150, Maas 5-40, Latimer 5-30. (AF) Singleton 13-66.

PASSING: (UO) Maas 9-15-0-188, A. Smith 4-10-1-87. (AF) Morgan 6-19-1-59.

RECEIVING: (UO) Johnson 5-169, Hartley 3-35, Spence 2-59. (AF) Newman 2-29.

TEAM STATISTICS

	UO	AF
First Downs	22	11
Rushes-Yards	43-266	41-152
Passes	30-16-1	21-6-1
Passing Yards	317	59
Total Offense	583	211
Punting	6-38.7	10-36.6
Fumbles-Lost	3-2	1-1
Penalties	19-166	7-57
Time of Possession	30:18	29:42



1996 COTTON BOWL

Colorado 38, Oregon 6
Jan. 1, 1996
Dallas, Texas
Attendance: 58,214

Oregon's inability to capitalize on some early scoring opportunities proved costly and the seventh-ranked Buffaloes were able to break the game open with a few big plays of their own in the third quarter as the Ducks again returned home empty from their second straight New Year's Day bowl appearance.

At times it appeared the Ducks almost had as much trouble navigating the unfavorable weather conditions as it did the Colorado defense, which held Oregon to 139 yards under its total offensive average, but that couldn't account for the five turnovers which directly led to a trio of Colorado touchdowns. No one miscue had a bigger effect on the game's outcome as a 95-yard interception return for a second-quarter score after junior quarterback Tony Graziani had driven the Ducks to the nine-yard line.

Pacific-10 Conference all-purpose running leader Ricky Whittle returned the opening kickoff 63 yards to the Colorado 26-yard line but the Ducks were unable to advance beyond the eight-yard line and were forced to settle for a Joshua Smith field goal. Moments later, linebacker Rich Ruhl picked off a John Hessler pass to present Oregon with another golden opportunity but another stalled drive resulted in the Ducks' 33-yard three-pointer.

Little was it known that 12th-ranked Oregon would be able to penetrate the 20-yard line only once more prior to the closing seconds of the contest.

The Ducks' defense proved to be up to the task against the nation's sixth-best offense, providing the offense with field position inside the midfield stripe two more times after taking a 6-0 lead and kept Oregon within striking distance at halftime. But a 19-point explosion in the third quarter in less than eight minutes proved to be too much to overcome.

Oregon's defenders were victimized by a 62-yard pass play and another 55-yard run to set up a pair of scores and account for almost half of Colorado's 313 offensive yards. Sophomore Kenny Wheaton added his fifth interception of the year and cornerback Ronnie Gipson recovered one fumble for a unit paced by Troy Bailey's and Brian Collins' seven tackles.

Oregon	6	0	0	0	—	6	(Coach Mike Bellotti)
Colorado	0	13	19	6	—	38	(Coach Rick Neuheisel)

UO — Joshua Smith 25 FG, 12:53, 1st
 UO — Smith 33 FG, 8:33, 1st
 CU — John Hessler 1 run (Neil Voskeritchian kick), 14:56, 2nd
 CU — Marcus Washington 95 interception return, (kick failed), 6:31, 2nd
 CU — Matt Lepsis 2 pass from Hessler (Voskeritchian kick), 13:37, 3rd
 CU — Herchell Troutman 6 run (run failed), 8:40, 3rd
 CU — Phil Savoy 12 pass from Hessler (kick blocked), 5:42, 3rd
 CU — Ayyub Abdul-Rahmaan 5 run (kick blocked), 1:11, 4th

INDIVIDUAL LEADERS


RUSHING: (UO) Whittle 12-50, Parker 3-43. (CU) Troutman 13-100.

PASSING: (UO) Graziani 19-37-2-113. (CU) Hessler 11-26-2-115.

RECEIVING: (UO) Whittle 4-18, McLemore 3-26, Hodge 2-33. (CU) Kidd 2-73, Savoy 3-29.

TEAM STATISTICS

	UO	CU
First Downs	16	16
Rushes-Yards	29-105	41-170
Passes	44-21-2	27-12-2
Passing Yards	162	143
Total Offense	267	313
Punting	5-38.4	4-28.5
Fumbles-Lost	4-3	2-1
Penalties	8-67	6-41
Time of Possession	30:01	29:59



1995 ROSE BOWL

Penn State 38, Oregon 20
Jan. 2, 1995
Pasadena, Calif.
Attendance: 102,247

Oregon wasn't satisfied with just advancing to the Rose Bowl, not intimidated by facing an unbeaten opponent supposedly armed with the best offense in history nor awed by the largest crowd ever to watch the Ducks play football. And, when it was over,

Oregon proved it truly belonged in Pasadena.

The Ducks represented its league for the first time in 37 years in the post-season game reserved for the champion and no Pacific-10 Conference sympathizer was embarrassed to have Oregon as its emissary. The Ducks' offense pushed second-ranked Penn State around for 501 yards and its defense lived up to its advance billing.

It was Oregon's resolve that was tested when All-America tailback Ki-Jana Carter streaked 83 yards on Penn State's first offensive play to saddle the Ducks with an early 7-0 deficit. It didn't take Oregon long to knot the score and senior quarterback Danny O'Neil's second touchdown pass of the day brought the Ducks back to a 14-14 stalemate following linebacker Reggie Jordan's interception of Penn State quarterback Kerry Collins.

Oregon's offense was not appreciably scuttled throughout the game. O'Neil contributed in some form to 13 Rose Bowl records, including individual marks for passes attempted and completed and yardage through the air.

Penn State led the nation in offense with a 520-yard average, but was held below that figure by Gang Green, the acronym for Oregon's aggressive defense. The Big Ten Conference champion scored all three second-half touchdowns after taking possession in Oregon territory.

O'Neil's record day resulted in tight end Josh Wilcox catching 11 passes and flanker Cristin McLemore 10 more.

Penn State	7	7	14	0	—	38	(Coach Joe Paterno)
Oregon	7	0	7	6	—	20	(Coach Rich Brooks)

PSU — Ki-Jana Carter 83 run (Brett Conway kick), 10:50, 1st
 UO — Josh Wilcox 1 pass from Danny O'Neil (Matt Belden kick), 10:05, 1st
 PSU — Brian Milne 1 run (Conway kick), 1:26, 2nd
 UO — Cristin McLemore 17 pass from O'Neil (Belden kick), 4:54, 3rd
 PSU — Carter 17 run (Conway kick), 3:53, 3rd
 PSU — Carter 3 run (Conway kick), 2:01, 3rd
 PSU — Conway 43 FG, 5:43, 4th
 PSU — Jon Witman 9 run (Michael Barninger kick), 4:24, 4th
 UO — Ricky Whittle 3 run (pass failed), 2:44, 4th

INDIVIDUAL LEADERS


RUSHING: (PS) Carter 21-156, Milne 9-36. Whittle 12-45.

PASSING: (PS) Collins 19-30-1-200. (UO) O'Neil 41-61-2-456.

RECEIVING: (PS) Ingram 5-52, Scott 4-41. (UO) Wilcox 11-135, McLemore 10-90.

TEAM STATISTICS

	PSU	UO
First Downs	22	27
Rushes-Yards	39-228	31-45
Passes	31-20-1	61-41-2
Passing Yards	202	456
Total Offense	430	501
Punting	6-41.7	6-42.8
Fumbles-Lost	1-1	1-0
Penalties	5-37	6-52
Time of Possession	29:18	30:42



1992 INDEPENDENCE BOWL

Wake Forest 39, Oregon 35
Dec. 31, 1992
Shreveport, La.
Attendance: 31,337

Oregon's third consecutive post-season game went down to the wire, but Wake Forest wound up in the winner's photo on the strength of a fourth-quarter stretch run in the first-ever meeting between the intersec-

tional rivals.

The Ducks appeared to be clicking on all cylinders for the game's first 35 minutes, sprinting to a 29-10 advantage after Oregon's defense scored for the second time during the warm afternoon. The Demon Deacons had been victimized by five turnovers and the Ducks had taken full benefit.

Even though Wake Forest needed less than three minutes to post a 7-0 lead, Oregon scored 29 of the game's next 32 points, taking the lead when cornerback Herman O'Berry picked the pocket of tailback Ned Moultrie and dashed 24 yards for the score.

Oregon appeared to be cruising early in the second half. The Ducks realized no points from still another defensive gem by O'Berry, his seventh interception of the year, but cornerback Alex Molden duplicated it moments later and literally walked the eight yards to the end zone.

However, the shift in momentum after that was dramatic. Oregon's offense went dry and Wake Forest cruised to scores on four straight possessions to take control.

Quarterback Danny O'Neil hit 24 of 40 passes for 227 yards, but the Ducks managed just 112 yards rushing and not many after Sean Burwell's 40-yard scamper early in the game.

O'Berry was honored as the game's outstanding defensive player after two fumble recoveries and an interception. End Romeo Bandison also enjoyed an outstanding performance with two quarterback sacks and two other tackles for minus yardage among his six total tackles.

Oregon	13	9	7	6	—	35	(Coach Rich Brooks)
Wake Forest	7	3	14	15	—	39	(Coach Bill Dooley)

WF — John Leach 1 run (Mike Green kick), 12:33, 1st
 UO — Sean Burwell 40 run (Tommy Thompson kick), 9:21, 1st
 UO — Herman O'Berry 24 fumble recovery (pass failed), 1:08, 1st
 WF — Green 38 FG, 11:01, 2nd
 UO — Vince Ferry 4 pass from Danny O'Neil (Thompson kick), 4:03, 2nd
 UO — Thompson 48 FG, :47, 2nd
 UO — Alex Molden 8 interception return (Thompson kick), 9:43, 3rd
 WF — Ned Moultrie 1 run (Green kick), 3:54, 3rd
 WF — Todd Dixon 30 pass from Keith West (Green kick), :45, 3rd
 WF — Dixon 61 pass from Bobby Jones (Leach pass), 12:02, 4th
 WF — Leach 6 run (Green kick), 5:19, 4th
 UO — Ronnie Harris 10 pass from O'Neil (pass failed), 1:05, 4th

INDIVIDUAL LEADERS


RUSHING: (UO) Burwell 11-48, Whittle 7-27. (WF) Leach 21-116, Moultrie 11-60.

PASSING: (UO) O'Neil 24-40-1-227. (WF) West 15-27-3-262.

RECEIVING: (UO) Harris 6-74, Burwell 5-39. (WF) Dixon 5-166, Mills 4-83.

TEAM STATISTICS

	UO	WF
First Downs	17	18
Rushes-Yards	32-112	49-193
Passes	40-24-1	29-16-3
Passing Yards	323	227
Total Offense	339	516
Punting	7-35.9	4-39.5
Fumbles-Lost	0-0	3-3
Penalties	6-55	11-108
Time of Possession	29:25	30:35



1990 FREEDOM BOWL

Colorado State 32, Oregon 31
Dec. 29, 1990
Anaheim, Calif.
Attendance: 41,450

Oregon's two-point conversion attempt with just over one minute left in the game fell inches short to prevent consecutive rallies to postseason victories in the Ducks' first-ever consecutive bowl trips.

Mistakes haunted the Ducks throughout, exemplified by Colorado State's five points to take the lead while limited to five yards and no first downs in the third quarter. Despite that, Oregon remained in position to win the game in the closing minutes behind the arm of quarterback Bill Musgrave, Oregon's bowl MVP for the second straight year.

Musgrave directed a 79-yard drive with the help of third-down completions of 31 and 21 yards to Joe Reitzug, culminating when freshman tailback Sean Burwell plunged for the score with 61 seconds left. But, Musgrave's completed conversion pass to senior flanker Michael McClellan was stopped short of the end zone.

Musgrave threw for the second-highest total in the Freedom Bowl's seven-year history and his record-tying 29 completions were one of the game's 15 records set or tied by Oregon, which also included McClellan's receptions and 46-yard kickoff return.

However, the Ducks' offense mustered only seven yards rushing and three fumbles, a muffed punt attempt and a costly penalty for roughing the passer led to 25 of the Rams' 32 points. Oregon's chance to win was made possible by Marcus Woods' block of a Colorado State extra point with just under five minutes to play in front of a bowl-record 17,500 Oregon partisans.

Sophomore inside linebacker Joe Farwell led the defense, accumulating 12 unassisted tackles among his game-high 15 stops.

Colorado St.	7	7	5	13	—	32	(Coach Earle Bruce)
Oregon	7	10	0	14	—	31	(Coach Rich Brooks)

CSU — Mike Gimenez 1 run (Mike Brown kick), 8:36, 1st
 UO — Anthony Jones 16 pass from Bill Musgrave (Gregg McCallum kick), 2:37, 1st
 UO — McCallum 23 FG, 11:56, 2nd
 CSU — Tony Alford 1 run (Brown kick), 8:01, 2nd
 UO — Sean Burwell 3 pass from Musgrave (McCallum kick), :23, 2nd
 CSU — Safety, Bud Bowie recovered fumble in end zone, 7:24, 3rd
 CSU — Brown 35 FG, 2:23, 3rd
 UO — Michael McClellan 44 pass from Musgrave (Burwell pass), 14:24, 4th
 CSU — Greg Primus 49 pass from Gimenez (Brown kick), 12:21, 4th
 CSU — Todd Yert 52 run (kick blocked), 4:59, 4th
 UO — Burwell 1 run (pass failed), 1:01, 4th


INDIVIDUAL LEADERS

RUSHING: (CS) Yert 12-94, Copeland 8-44, Alford 14-42. (UO) Burwell 12-20.

PASSING: (CS) Gimenez 10-5-1-73, Verdugo 5-3-0-35. (UO) Musgrave 47-29-0-392.

RECEIVING: (UO) McClellan 9-148, Burwell 7-54, Reitzug 5-97, Harris 2-37, Jones 2-35, Kelemeni 2-11. (CS) Primus 2-63, Yert 2-18, Lidner 2-17.

TEAM STATISTICS	UO	CSU
First Downs	21	16
Rushes-Yards	26-7	49-196
Passes	47-29-0	15-8-1
Passing Yards	392	108
Total Offense	399	304
Punting	3-38.3	6-34.7
Fumbles-Lost	5-3	2-0
Penalties	7-60	5-47
Time of Possession	30:14	29:46



1989 INDEPENDENCE BOWL

Oregon 27, Tulsa 24
Dec. 16, 1989
Shreveport, La.
Attendance: 30,333

Junior quarterback Bill Musgrave directed Oregon to 17 points in the final 18 minutes and sophomore kicker Gregg McCallum provided the clincher with a 20-yard field goal with 3:07 remaining to rally the Ducks to victory in their first bowl appearance in 26 years.

Trailing by 24-10 late in the third quarter, Musgrave capped a 54-yard scoring drive with his second touchdown pass of the night, a nine-yard strike to junior wide receiver Joe Reitzug. The bowl's offensive player of the game completed five of six passes for 53 yards during the key drive. Musgrave then put the finishing touches on the Ducks' next possession with the first rushing touchdown of his career to forge a 24-24 tie.

Oregon's defense played a major role in the comeback, limiting the golden Hurricane to 102 yards total offense in the second half and holding Tulsa on fourth down to set up McCallum's winning field goal.

Senior cornerback Chris Oldham picked off a pair of interceptions to earn defensive player of the game honors and linebacker Mark Kearns added 11 tackles to his one fumble recovery. Sophomore defensive end Matt LaBounty secured the 14th annual Independence Bowl victory with a 26-yard quarterback sack with 2:12 remaining.

The error-prone Ducks dug themselves a 17-10 halftime deficit after Tulsa returned a blocked punt for a touchdown 22 seconds before the intermission. The Hurricane, who earlier had capitalized on a first-quarter Oregon interception, then scored on its second drive of the second half before Oregon was able to mount its resurgence in cold and windy conditions that dropped to 29 degrees at kickoff.

Oregon	3	7	7	10	—	27	(Coach Rich Brooks)
Tulsa	7	10	7	0	—	24	(Coach Dave Rader)

TU — Brent Adams 1 run (Dave Fuess kick), 7:44, 1st
 UO — Gregg McCallum 29 FG, 1:25, 1st
 UO — Tony Hargain 20 pass from Bill Musgrave (McCallum kick), 6:56, 2nd
 TU — Fuess 26 FG, 2:15, 2nd
 TU — Derrick Williams 21 blocked punt return (Fuess kick), 0:22, 2nd
 TU — Adams 1 run (Fuess kick), 5:50, 3rd
 UO — Joe Reitzug 9 pass from Musgrave (McCallum kick), 2:05, 3rd
 UO — Musgrave 1 run (McCallum kick), 12:38, 4th
 UO — McCallum 20 FG, 3:07, 4th

INDIVIDUAL LEADERS

RUSHING: (UO) Loville 20-82, Obee 2-34. (TU) Adams 26-72.

PASSING: (UO) Musgrave 39-22-2-320. (TU) Rubley 34-17-2-183.

RECEIVING: (UO) Reitzug 6-121, Hargain 5-100. (TU) McVey 4-47.

TEAM STATISTICS	UO	TU
First Downs	16	14
Rushes-Yards	36-140	36-70
Passes	40-23-2	34-17-2
Passing Yards	320	183
Total Offense	460	253
Punting	3-23.5	5-34.8
Fumbles-Lost	2-1	3-1
Penalties	5-49	1-15
Time of Possession	29:25	30:35



1963 SUN BOWL

Oregon 21, SMU 14
Dec. 31, 1963
El Paso, Texas
Attendance: 18,646

Oregon rode the arm of quarterback Bob Berry in the first half and then relied on its defense in the final two quarters to preserve the Ducks' first bowl victory in 47 years in the 29th Sun Bowl contest.

Playing without two-time All-American Mel Renfro due to a wrist injury, the nation's fourth-ranked offense vaulted Oregon out to a 21-0 halftime advantage, thanks in part to a pair of H.D. Murphy interceptions. But it was the SMU offense which seized the limelight after the intermission, completing 17 of 28 passes in the final 30 minutes while the Mustangs' defense limited the Ducks to only four first downs during that same span.

Murphy set up Oregon's first score with a 49-yard interception return in the first quarter, capped by Dennis Keller's nine-yard run. Murphy's second theft thwarted a potential SMU scoring drive on the Ducks' three-yard line.

Berry's pinpoint spirals earned him the game's most valuable player honors as he connected with Dick Imwalle and Paul Burleson for second-quarter scoring passes of 23 and 20 yards, respectively.

Defensive back Ron Martin played a major role in the final touchdown, recovering a Mustang fumble at Oregon's 36 before the Ducks' junior signal-caller led his team into the end zone with less than a minute remaining before the half.

Oregon's defense was up to the task of slowing SMU's comeback in the third quarter, halting drives at the two and 21-yard line. However, the Mustangs' John Roderick caught a pair of touchdown passes in the final 10 minutes to keep his team's hopes alive. The Ducks' victory was finally secured when a SMU onside kick rolled out of bounds with 24 seconds to play.

SMU	0	0	0	14	—	14	(Coach Hayden Fry)
Oregon	7	14	0	0	—	21	(Coach Len Casanova)

- UO — Dennis Keller 9 run (Buck Corey kick), 5:23, 1st
- UO — Dick Imwalle 23 pass from Bob Berry (Herm Meister kick), 6:20, 2nd
- UO — Paul Burleson 20 pass from Berry (Meister kick), :58, 2nd
- SMU — John Roderick 3 pass from Danny Thomas (pass failed), 9:29, 4th
- SMU — Roderick 7 pass from Mac White (White run), :24, 4th


INDIVIDUAL LEADERS

RUSHING: (SMU) White 10-60. (UO) Murphy 3-49, Keller 13-40.

PASSING: (SMU) Thomas 26-15-2-188. (UO) Berry 26-11-1-146.

RECEIVING: (SMU) Jernigan 7-112, Roderick 5-61. Imwalle 3-57, Hill 3-27.

TEAM STATISTICS	SMU	UO
First Downs	20	16
Rushes-Yards	35-145	41-153
Passes	34-18-4	28-12-1
Passing Yards	232	166
Total Offense	377	319
Punting	4-39.3	7-36.0
Fumbles-Lost	4-1	1-1
Penalties	5-38	7-79



1960 LIBERTY BOWL

Penn State 41, Oregon 12
Dec. 17, 1960
Philadelphia, Pa.
Attendance: 16,624

Penn State's scoring barrages in the second and fourth quarter proved to be too much for the Ducks to overcome as the Nittany Lions successfully defended their Liberty Bowl title in the second-annual contest.

Quarterback Dick Hoak didn't appear to let the 30-degree temperatures and three-foot snowbanks along the sidelines bother him, running for two Penn State touchdowns and passing for a third to account for Oregon's most decisive setback in five seasons. In addition, Hoak picked off a pair of errant Duck passes which led to the winner's final two scores.

Despite his heroics, it was Oregon's Dave Grayson who came away with back of the game honors, rushing for 93 yards and adding 43 yards in receptions. Grayson accounted for 35 of the 88 yards on the Ducks' opening scoring drive before completing the team's third-quarter march with a 10-yard scoring run.

Defensively, Grayson recovered a Nittany Lion fumble in the end zone to prevent a second consecutive Penn State score in the second quarter, but Penn State took advantage of an Oregon fumble to accumulate 14 points in the final 2:25 before the half.

The Ducks threatened to make a game of it on Grayson's scoring run to conclude the team's second series after the intermission. However, Penn State mounted scoring drives the first three times it had the ball in the final period.

Penn State	0	21	0	20	—	41	(Coach Rip Engle)
Oregon	6	0	6	0	—	12	(Coach Len Casanova)

- UO — Dave Grosz 1 run (kick failed), 5:40, 1st
- PSU — Don Jonas 1 run (Henry Opperman kick), 12:50, 2nd
- PSU — Al Gursky 2 run (Opperman kick), 2:25, 2nd
- PSU — Dick Hoak 6 run (Opperman kick), :41, 2nd
- UO — Dave Grayson 10 run (pass failed), 5:31, 3rd
- PSU — Ed Caye 1 run (Opperman kick), 9:03, 4th
- PSU — Hoak 11 run (kick failed), 7:14, 4th
- PSU — Dick Pae 33 pass from Hoak (Jonas kick), 5:14, 4th

INDIVIDUAL LEADERS

RUSHING: (PSU) Hoak 9-61, Kerr 12-47. (UO) Grayson 10-93.

PASSING: (PSU) Hoak 5-3-0-67, Hall 7-4-0-47. (UO) Grosz 15-9-2-178.

RECEIVING: (PSU) Opperman 4-49, Pae 1-33. (UO) Bruce 4-90, Grayson 1-43.

TEAM STATISTICS	PSU	UO
First Downs	25	17
Rushes-Yards	73-301	36-187
Passes	14-8-0	16-10-2
Passing Yards	119	173
Total Offense	420	360
Punting	4-25.0	4-34.0
Fumbles-Lost	3-1	4-2
Penalties	6-40	2-1



1958
ROSE BOWL

Ohio State 10, Oregon 7
Jan. 1, 1958
Pasadena, Calif.
Attendance: 98,202

Oregon quarterback Jack Crabtree's fourth-down pass to Ron Stover fell incomplete with 47 seconds remaining to allow Ohio State to avert one of the biggest upsets in the 44-year history of the New Year's Day classic.

The Ducks began their last-gasp effort against the nation's No. 1-ranked Buckeyes from their own 17-yard line with 4:29 to play. A pass interference call, a 17-yard Crabtree pass to Stover and the Oregon field general's six-yard run advanced the ball to the Ohio State 43 before the team's final two attempts failed to move the ball closer to victory.

Ohio State, which had captured the Big Ten Conference crown for the third time in four years, opened the game in convincing fashion, climaxing its 79-yard drive with a one-yard run by quarterback Frank Kremblas. The Buckeyes' lone touchdown drive was kept alive by a pair of key third-down conversions.

The Ducks knotted the score at 7-7 early in the second quarter, Jim Shanley's five-yard run capping an 80-yard march in 10 plays.

Crabtree completed 10 to 17 passes for 135 yards to receive player of the game honors, becoming only the third player in the bowl's history to earn that distinction playing for the losing team. In addition, Stover established a Rose Bowl record for most yards receiving by a Pacific Coast Conference participant.

Despite the Buckeyes' 34-yard field goal with 14:02 left, Oregon had its chances to pull off the upset. But, Jack Morris' three-point try from the same spot hooked to the left at the 5:20 mark in the third quarter and the Ducks coughed up the ball on the winner's 24-yard line following Crabtree's 23-yard completion to Stover.

Ohio State	7	0	0	3	—	10	(Coach Woody Hayes)
Oregon	0	7	0	0	—	7	(Coach Len Casanova)

- OSU — Frank Kremblas 1 run (Kremblas kick), 7:03, 1st
- UO — Jim Shanley 5 run (Jack Morris kick), 12:25, 2nd
- OSU — Don Sutherlin 34 FG, 14:02, 4th

INDIVIDUAL LEADERS

RUSHING: (OSU) White 25-93, Clark 14-82. (UO) Shanley 11-59, Morris 11-57.

PASSING: (OSU) Kramblas 6-2-0-59. (UO) Crabtree 17-10-2-135, West 3-3-0-42.

RECEIVING: (OSU) Houston 2-59. (UO) Stover 10-144, Tourville 2-27.

TEAM STATISTICS

	OSU	UO
First Downs	19	21
Rushes-Yards	61-245	42-160
Passes	6-2-0	21-14-2
Passing Yards	59	191
Total Offense	304	351
Punting	2-19.0	0-0.0
Return Yards	5	0
Fumbles-Lost	0-0	3-2
Penalties	3-15	3-25



1949
COTTON BOWL

SMU 21, Oregon 13
Jan. 1, 1949
Dallas, Texas
Attendance: 69,000

Oregon's fourth-quarter rally fell short, despite quarterback Norm Van Brocklin completing six of 10 passes for 109 yards in the second half, as the Pacific Coast Conference co-champions were unable to defeat the winners of the Southwest Conference in the first meeting ever between the two schools.

The combined running, passing and kicking exploits of SMU's Kyle Rote and 1948 Heisman Trophy winner Doak Walker were too much to overcome. Rote ran for 93 yards and caught four passes for 55 yards while Walker completed six of 10 aerials for 79 yards and rushed for another 66.

But it was the duo's kicking exploits that inflicted the most first-half damage. The two-time All-America Walker pulled off a 79-yard quick kick to the Ducks' one-foot line and Rote successfully duplicated the effort with an 84-yard boot rolling dead at the 12 in the second quarter.

The Mustangs jumped on top from the outset, capping the game's initial 73-yard drive with Walker's one-yard run. George Bell's interception later in the opening period and Dewayne Johnson's second-quarter theft prevented further SMU damage. By the time Oregon was able to regroup around its veteran signal-caller, who became the school's first player to pass for more than 1,000 yards in a single season, the Ducks faced a 14-0 deficit.

Oregon scored its first touchdown early in the fourth quarter on a 24-yard pass to Dick Wilkins before SMU countered with its third score with 8:45 remaining. Van Brocklin's 41-yard pass to Darrell Robinson set up the game's final score by Bob Sanders two minutes later.

SMU	7	0	7	7	—	21	(Coach Matty Bell)
Oregon	0	0	0	13	—	13	(Coach Jim Aiken)

- SMU — Doak Walker 1 run (Walker kick), 9:48, 1st
- SMU — Kyle Rote 36 run (Walker kick), 9:44, 3rd
- UO — Dick Wilkins 24 pass from N. Van Brocklin (kick failed), 12:23, 4th
- SMU — Chicken Roberts 8 run (Joe Ethridge kick), 8:45, 4th
- UO — Bob Sanders 1 run (Chet Daniels kick), 6:20, 4th

INDIVIDUAL LEADERS


RUSHING: (SMU) Rote 16-93, Walker 14-66. (UO) Bell 17-93, Lewis 12-63, Sanders 12-63.

PASSING: (SMU) Walker 10-6-1-79, Johnson 10-4-1-32. (UO) Van Brocklin 19-8-0-145.

RECEIVING: (SMU) Rote 4-55. (UO) Wilkins 4-57, D. Robinson 3-56.

TEAM STATISTICS

	SMU	UO
First Downs	19	19
Rushes-Yards	48-226	48-242
Passes	20-10-2	19-8-0
Passing Yards	111	145
Total Offense	337	387
Punting	3-68.7	3-31.0
Fumbles-Lost	0-0	1-1
Penalties	1-5	6-30



1920

ROSE BOWL

Harvard 7, Oregon 6
Jan. 1, 1920
Pasadena, Calif.
Attendance: 35,000

Skeet Manerud's fourth-quarter 25-yard drop kick was ruled no good, allowing unbeaten Harvard to hang on to a 7-6 victory in the sixth-annual Tournament of Roses classic.

Accounts of the game described the kick being so close that the scoreboard had already given Oregon credit for the successful attempt as Harvard players banged their helmets to the ground over the impending setback.

The Ducks, coached by the school's 1917 Rose Bowl hero Shy Huntington, lived and died by the toes of Manerud and second-team All-American Bill Steers as four other kicks either sailed wide of their mark or were blocked.

After both teams had first-quarter drop kicks blocked, Steers got Oregon on the scoreboard early in the second quarter on a three-pointer from the 25-yard line. But the Crimson came roaring back behind quarterback Billie Murray, who first returned an Oregon punt 25 yards before completing a pair of passes to the Bowl's player of the game, Eddie Casey, to set up a Fred Church's 13-yard touchdown run.

A 15-yard Harvard penalty later in the second period played a major role in the Ducks' second three-pointer, Manerud's successful 30-yard kick completing the day's scoring.

The Ducks' third-quarter field goal attempt fell short before both teams had attempts blocked in the final 15 minutes. Oregon still possessed a golden opportunity to take the lead when it started its final drive on Harvard's 18-yard line. The lack of a passing threat enabled Harvard to keep the offense out of the end zone en route to Oregon's final ill-fated drop kick.

The Crimson, which accumulated only nine first downs all afternoon, was then able to run out the clock before the final gun. The team amassed 272 yards on the ground, Hollis Huntington rushing for 122 yards in his third Rose Bowl in four years (he played for Mare Island in the 1918 contest).

Harvard	0	7	0	0	—	7	(Coach Bob Fisher)
Oregon	0	6	0	0	—	6	(Coach Shy Huntington)

- UO — Bill Steers 25 drop kick, 2nd
- HU — Fred Church 13 run (Arnold Horween kick), 2nd
- UO — Skeet Manerud 30 drop kick, 2nd


INDIVIDUAL LEADERS

RUSHING: (HU) A. Horween 19-75. (UO) H. Huntington 29-122, Steers 15-75.

PASSING: (HU) Murray 2-2-0-40, Felton 3-2-0-19.

RECEIVING: (HU) Casey 4-59.

TEAM STATISTICS	HU	UO
First Downs	9	18
Rushes-Yards	146	272
Passes	6-4-0	2-0-0
Passing Yards	59	0
Total Offense	205	272
Punting	8-28.9	7-30.8
Fumbles-Lost	3-2	3-1
Penalties	4-34	5-59



1917

ROSE BOWL

Oregon 14, Pennsylvania 0
Jan. 1, 1917
Pasadena, Calif.
Attendance: 27,000

Oregon All-American Shy Huntington turned in one of the more remarkable individual efforts in Rose Bowl history to lead the Ducks to victory over heavily favored Pennsylvania in the third-annual contest.

The win marked a significant turning point in the laurels of American football as it was finally conceded that western football had achieved parity with the East Coast powers.

The Quakers mustered the game's first legitimate scoring threat midway into the second quarter. After recovering their own blocked kick, Penn utilized a series of power runs up the middle to move the ball to the three-yard line.

Instead of continuing that successful pattern, the Ivy League champions chose to test the ends which resulted in a 10-yard loss by Oregon's Bricks Mitchell. The ensuing 29-yard field goal was not only unsuccessful, but provided the Ducks with the momentum needed to win the game.

Huntington's first of three interceptions late in the third quarter set up the Ducks' first score. The team moved from its own 30-yard line on a combination of passes to R.L. Tegert and Shy Huntington and Hollis Huntington and Orville Monteith runs. Shy capped the drive on the final play of the period with a 18-yard touchdown pass to Tegert.

Oregon's clinching score in the fourth quarter was also keyed by a Huntington pass theft as Johnny Parsons broke loose for a 45-yard run on the next play from scrimmage to the one-yard line. Huntington sprinted to the corner of the end zone on the following play and added his second extra point to put the game out of reach.

The contest came to a fitting conclusion when Huntington thwarted Pennsylvania's final 79-yard drive by picking off his third pass of the afternoon (he had a fourth interception nullified because of a penalty) and the Ducks then ran out the clock four plays later.

The elder Huntington was awarded back-of-the-game honors while team captain John Beckett was selected player of the game. In one of the few individual statistics available from the game, Huntington rushed 17 times for 69 yards.

Oregon	0	0	7	7	—	14	(Coach Hugo Bezdek)
Pennsylvania	0	0	0	0	—	0	(Coach Bob Folwell)

- UO — R.L. Tegert 15 pass from Shy Huntington (Huntington kick), 3rd
- UO — Huntington 1 run (Huntington kick), 4th

TEAM STATISTICS	PENN	UO
First Downs	8	13
Rushing Yards	198	111
Passes	9-2-2	27-12-5
Passing Yards	32	131
Total Offense	230	242
Punting	16-35.7	10-41.8
Fumbles-Lost	1-1	1-1
Penalties	4-37	6-95

AUTZEN STADIUM



Oregon's Autzen Stadium may have undergone a series of renovations over the course of the last six decades but the 48-year-old venue remains one of the loudest college football facilities in the country.

Consistently ranked among the nation's top 10 stadiums to watch a college football game, Autzen provides a distinct setting unlike any other collegiate facility in the country by accentuating the unique characteristics of the Pacific Northwest with an upgraded fan-friendly functionality.

The latest major project improved circulation and safety by reconfiguring the north side of the stadium's exterior berm and designing a regionally-inspired landscape aimed to reduce congestion. Amongst the approximate 350 conifer trees, Oregon grape, vine maples, and other native plant materials, new universally accessible pathways now lead fans from street level to the concourse.

Adding to the stunning brilliance of the athletic arena are a pair of 30-foot cascading water features on the east and west ends of the stadium next to 22-foot wide staircases designed to ease the pedestrian traffic flow in and out of the venue.

With per-game attendance figures averaging above 57,000 for an 12th straight season, the improved accessibility and an aesthetically pleasing landscape will ensure an enjoyable experience for a structure that was originally designed to accommodate 41,698 patrons.

The 2013 reconstruction was not the first facelift for Autzen Stadium, which was originally completed for approximately \$2.5 million in 1967. Prior to the 2002 season, the facility underwent a \$90 million improvement that added 12,000 seats and 32 luxury boxes to the stadium's south-side skyline. To accommodate the capacity that increased to 54,000 spectators, restoration encompassed much-needed restroom and concession facilities, a 10,000-square foot entertainment center (Club at Autzen), widened walkway and concourse areas, as well as new ticket distribution centers and guest services windows.

The result of the upgrade was a record number of fans flocking to the arena, which has witnessed

more than 6.8 million fans walking through the turnstiles to watch Oregon football over the past 24 seasons. Included was a single-season record 474,753 faithful onlookers who entered the stadium during the 2011 campaign.

The Ducks will enter 2015 boasting of a school-record 103 consecutive sellouts.

Autzen Stadium has a rich history that extends back to before Oregon football became a national powerhouse. Former Athletics Director Leo Harris spearheaded the drive to construct a modern and economical football theater to replace historic Hayward Field. Named in honor of Portland lumberman, sportsman and philanthropist Thomas J. Autzen, the stadium is situated on a 90-acre site adjacent to Eugene's Alton Baker Park.

One of the most significant improvements in the history of UO Athletics was completed prior to the 1988 season, in which the press box along the north rim of the stadium was relocated to the south side to make room for the \$2.3 million three-story luxury suite complex. The project added 11 individual skyboxes and a 460-seat master sky suite, with the revenue generated from the leases serving as the cornerstone for funding the construction of the adjacent Len Casanova Athletic Center.

Following Oregon's first outright Pacific-10 Conference championship in 1994, the school named



2014 PAC-12 HOME ATTENDANCE

Percentage of Stadium Capacity

School (Capacity)	Avg.	% of Cap.
Oregon (54,000)	57,422	106.3%
Utah (45,017)	46,437	101.4%
Stanford (50,424)	47,862	94.9%
Washington St. (32,740)	30,794	94.1%
Oregon State (45,674)	42,176	92.3%
Washington (70,138)	64,508	92.0%
Arizona (56,037)	50,710	90.5%
Arizona State (71,706)	57,179	84.5%
UCLA (91,500)	76,650	84.1%
USC (93,607)	73,272	78.3%
California (63,000)	47,669	76.3%
Colorado (53,613)	37,778	70.5%

the playing surface of Autzen Stadium after its winningest football coach at that time, Rich Brooks. Currently the field is a blend of polyethylene and polypropylene fibers designed to resist extreme temperature and weather conditions called Field-Turf.

Since its opening in 1967, Autzen Stadium has seen numbers increase for the Ducks. In the first game played at Autzen, nationally ranked Colorado defeated Oregon, 17-13, on Sept. 23 before a television audience. The Ducks have proceeded to accrue a home-field record of 90-16 (.849) since the turn of the century.

Oregon established a new stadium record for consecutive victories with its 11th straight triumph coming by way of a thrilling triple-overtime win over USC in 1999. UO extended that streak to a nation best 23 consecutive wins. Stanford eventually ended what became the second-longest streak in conference history with a 49-42 win on Oct. 20, 2001. As for Oregon, the 16 straight Pac-12 home wins from 2008 to 2011 is second only to USC's 23 between 2001 and 2007.

The Ducks went undefeated at Autzen Stadium for the first time ever with their 7-0 record in 1990 and since have duplicated the unbeaten feat in 1998, 1999, 2000, 2009, 2010 and 2013.

TOP ALL-TIME OREGON CROWDS

AUTZEN STADIUM

	Opponent	Attendance	Date
1.	Arizona State	+60,055	10-15-2011
2.	Washington	60,017	11-06-2010
3.	Arizona	59,990	11-26-2010
4.	USC	59,933	11-19-2011
5.	Stanford	59,818	10-02-2010
6.	Oregon State	59,802	11-26-2011
7.	Oregon State	59,597	12-03-2009
8.	USC	59,592	10-31-2009
9.	Michigan State	59,456	9-06-2014
10.	Arizona State	59,379	11-03-2007
11.	UCLA	^59,376	12-02-2011
12.	UCLA	59,372	10-21-2010
13.	USC	59,277	10-27-2007
14.	California	59,273	9-29-2007
15.	Oklahoma	59,269	9-16-2006
16.	UCLA	59,206	10-26-2013
17.	USC	59,129	9-24-2005
18.	Washington State	59,126	10-29-2011
19.	New Mexico	*59,104	9-04-2010
20.	Oregon State	59,050	12-01-2007

ALL VENUES

	Opponent	Attendance	Date
1.	Michigan (Ann Arbor)	109,733	9-08-2007
2.	Penn State (Rose Bowl)	102,247	1-02-1995
3.	Tennessee (Knoxville)	102,035	9-11-2010
4.	Ohio State (Rose Bowl)	98,202	1-01-1958
5.	Ohio State (Rose Bowl)	93,963	1-01-2010
6.	USC (Los Angeles)	93,607	11-03-2012
7.	USC (Los Angeles)	92,000	11-11-2006
8.	Florida State (Rose Bowl)	91,322	1-01-2015
9.	Wisconsin (Rose Bowl)	91,245	1-02-2012
10.	Ohio State (Columbus)	89,882	9-19-1987
11.	USC (Los Angeles)	88,726	10-30-2010
12.	Ohio State (Columbus)	88,524	9-10-1984
13.	LSU (Arlington)	87,711	9-03-2011
14.	Ohio State (Arlington)	\$85,698	1-12-2015
15.	Oklahoma (Norman)	84,574	9-18-2004
16.	USC (Los Angeles)	82,765	10-04-2008
17.	Ohio State (Columbus)	82,073	11-18-1961
18.	Michigan (Ann Arbor)	81,113	10-06-1973
19.	UCLA (Pasadena)	80,139	10-11-2014
20.	Wisconsin (Madison)	78,521	9-09-2000

+State of Oregon record • *Opening Day record • ^Pac-12 Championship
All-time crowds in excess of 50,000 at Autzen: 65

\$CFP National Championship Game

AUTZEN STADIUM RECORDS

INDIVIDUAL

(Oregon Best in Parenthesis if Not Record)

Most Yards Rushing—357, Rueben Mayes, Washington State, 10-27-84 (257, LaMichael James vs. Stanford, 10-2-10)
Most Rushing Attempts—41, Steve Broussard, Washington State, 10-7-89 (39, Jonathan Stewart vs. Oregon State, 12-1-07)
Most Touchdowns Rushing—5, Saladin McCullough vs. Arizona, 11-9-96
Longest Run—90, LaMichael James vs. Missouri State, 9-17-11
Most Pass Attempts—89, Connor Halliday, Washington State, 10-19-13 (55, Tony Graziani vs. Arizona State, 10-28-95)
Most Pass Completions—58, Connor Halliday, Washington State, 10-19-13 (36, Kellen Clemens vs. Washington, 10-15-05)
Best Completion Percentage—.882 (15-17), Kellen Clemens vs. Stanford, 10-25-03
Most Yards Passing—557, Connor Halliday, Washington State, 10-19-13 (456, Marcus Mariota vs. Tennessee, 9-14-13)
Longest Pass—93, Carson Palmer - Kareem Kelly, USC, 9-22-01 (90, Jason Maas - Pat Johnson vs. Oregon State, 11-22-97)
Most Touchdowns Passing—6, Darron Thomas vs. Nevada, 9-10-11; Joey Harrington vs. Arizona State, 11-3-01
Most Interceptions Thrown—5, Ty Detmer, BYU, 9-29-90; Tom Tunnicliffe, Arizona, 11-20-82; Eric Olson vs. Colorado, 9-23-67
Most Plays—94, Connor Halliday, Washington State, 10-19-13 (59, Dan Fouts vs. Stanford, 9-26-70)
Most Yards Total Offense—538, Connor Halliday, Washington State, 10-19-13 (483, Marcus Mariota vs. Tennessee, 9-14-13)
Most Receptions—14, Reggie Williams, Washington, 11-16-02; Trevor Insley, Nevada, 9-18-99; Brad Muster, Stanford, 9-21-85 (11, Cristin McLemore vs. Stanford, 9-21-95; Cristin McLemore vs. Stanford, 11-3-93; Greg Bauer vs. Stanford, 11-13-76; Bob Newland vs. Air Force, 11-7-70)
Most Yards Receiving—242, Tony Hartley vs. Washington, 11-7-98
Most Touchdowns Receiving—4, Keenan Howry vs. Arizona State, 11-3-01
Most Punt Returns—9, Harvey Winn vs. Arizona, 9-16-72
Most Punt Return Yards—186, Keenan Howry vs. Stanford, 10-20-01
Longest Punt Return—92, Thomas Henley, Stanford, 10-18-86 (87, Ronnie Harris vs. UNLV, 9-26-92)
Most Kickoff Returns—9, Josh Moore, Idaho, 9-15-90 (7, Tony Cherry vs. Washington State, 10-27-84; Tony Cherry vs. Arizona State, 11-10-84)
Most Kickoff Return Yards—240, Tony Cherry vs. Washington State, 10-27-84
Longest Kickoff Return—99, Jason Cooper vs. Nevada, 9-18-99
Best Punting Average—63.0, Josh Bidwell vs. Arizona State, 11-14-98
Most Punts—12, Chad Zinchini, Tennessee Tech, 9-15-12; Willie Lujan, Long Beach State, 9-10-88; Craig Schiller, Arizona, 11-20-82; Cameron Young, Texas Christian, 9-23-78 (11, Josh Bidwell vs. Arizona, 9-4-97; Henry Parks vs. Oregon State, 11-22-75; Alan Pitcaithley vs. UCLA, 11-15-69)
Longest Punt—80, Derek McLaughlin, Washington, 11-16-02 (76, Tommy Thompson vs. California, 11-7-92)
Most Field Goals Made—6, Paul Martinez vs. Montana, 9-10-05
Most Field Goals Attempts—6, Paul Martinez vs. Montana, 9-10-05; Tommy Thompson vs. Arizona State, 10-3-92; Jim Breech, California, 10-11-75
Longest Field Goal—56, Tommy Thompson vs. Washington, 10-17-92; Chris Sailor, UCLA, 10-17-97
Most Interceptions—3, Steve Smith vs. USC, 9-22-01; Herman O'Berry vs. California, 11-7-92; Daryle Smith vs. Brigham Young, 9-29-90; David Ortega, California, 10-31-87; Bob Green vs. San Jose State, 10-23-71
Most Interception Yards—97, Kenny Wheaton vs. Washington, 10-22-94
Longest Interception—97, Kenny Wheaton vs. Washington, 10-22-94
Most Touchdowns—5, Kenjon Barner vs. New Mexico, 9-4-10; Saladin McCullough vs. Arizona, 11-9-96
Most Points Scored—30, Kenjon Barner vs. New Mexico, 9-4-10; Saladin McCullough vs. Arizona, 11-9-96

TEAM

(Oregon Best in Parenthesis if Not Record)

Most Points Scored—72 vs. New Mexico, 9-4-10; vs. Nevada, 9-18-99
Fewest Points Allowed—0 vs. Arizona, 9-22-12; vs. Portland State, 9-18-10; vs. New Mexico, 9-4-10; vs. Stanford, 10-25-03; vs. Portland State, 9-21-02; vs. Stanford, 10-27-90; vs. Long Beach State, 9-10-88; by Oregon State, 11-21-87; by Oregon State, 11-19-83; vs. Pacific, 9-19-81; vs. Washington, 10-27-73
Most Touchdowns—10 vs. Colorado, 10-27-12; vs. Nevada, 9-18-99
Most Rushing Attempts—91 by UCLA, 11-17-79 (76 vs. Oregon State, 11-24-79)
Yards Rushing—528 vs. Portland State, 9-18-10
Fewest Yards Rushing—minus-47 by BYU, 9-27-90 (minus-2, vs. Washington, 10-22-83)
Most Touchdowns Rushing—7 vs. Nicholls, 8-31-13, vs. Colorado, 10-27-12; vs. Utah State, 9-6-2008; by UCLA, 11-8-75
Most Pass Attempts—89 by Washington State, 10-19-13 (58 vs. Washington State, 9-27-03)
Most Pass Completions—58 by Washington State, 10-19-13 (37 vs. Washington, 10-15-05)
Most Yards Passing—559 by Arizona State, 10-19-02 (471 vs. Tennessee, 9-14-13)
Fewest Yards Passing—minus-1 by Air Force, 10-20-79 (23 vs. San Jose State, 9-11-82)
Most Touchdowns Passes—6 vs. Nevada, 9-10-11; vs. Arizona State, 11-3-01; vs. Idaho, 11-1-69
Most Interceptions Thrown—7 vs. Washington State, 9-27-03
Most Plays—102 vs. Oregon State, 11-26-11
Most Yards Total Offense—772 vs. Nicholls, 8-31-13
Fewest Yards Total Offense—97 vs. Washington, 10-8-77
Most First Downs—38 vs. Oregon State, 11-26-11
First Downs Rushing—27 by UCLA, 11-8-75 (23 vs. Utah, 9-18-71)
First Downs Passing—31 by Washington State, 10-19-13 (21 vs. Colorado State, 9-14-96; vs. Air Force, 11-7-70)
Most Punts—12 by Tennessee Tech, 9-15-12; by Long Beach State, 9-10-88; by Arizona, 11-20-82; by Texas Christian, 9-23-78; vs. Oregon State, 11-22-75
Most Yards Punting—557 by Michigan State, 9-20-80 (467 vs. Oregon State, 11-22-75)
Most Punt Returns—9 vs. Arizona, 9-16-72
Most Punt Return Yards—186 vs. Stanford, 10-20-01
Most Kickoff Returns—12 by New Mexico, 9-4-10 (10 vs. Washington State, 9-27-03)
Most Kickoff Return Yards—280 vs. Washington State, 10-27-84
Most Interceptions—7 by Washington State, 9-27-03 (6 vs. Washington, 10-27-73)
Most Interception Yards—140 vs. Idaho State, 10-14-88
Most Fumbles—11 by Washington, 10-25-69 (9 vs. Idaho, 11-1-69)
Most Fumbles Lost—6 by USC, 10-28-72; vs. Washington State, 10-14-72; by Washington, 10-25-69
Most Penalties—21 by USC, 9-25-99 (13 vs. Nevada, 9-18-99; vs. San Jose State, 9-19-98)
Most Penalty Yards—178 by USC, 9-25-99 (134 vs. Washington State, 10-3-70)

YEAR-BY-YEAR ATTENDANCE

1967

California	31,000
Colorado*	27,500
Utah	17,118
Ohio State*	25,000
Washington*	33,500
Idaho*	16,000
USC	48,807
Washington State	18,200
Stanford	28,500
Oregon State*	40,100
Total	285,725
Average	28,572
Home Total	142,100
Home Average	28,420

1968

Colorado	44,723
Stanford*	25,000
Ohio State	70,191
Washington	52,500
Idaho*	17,250
Utah*	17,000
USC*	33,500
Washington State*	23,000
California	28,000
Oregon State	40,141
Total	351,305
Average	35,130
Home Total	115,750
Home Average	23,150

1969

Utah	18,663
Stanford	37,500
Washington State	21,092
San Jose State*	21,500
Air Force	36,820
Washington*	34,200
Idaho*	20,500
Army*	36,200
UCLA*	28,500
Oregon State*	42,500
Hawaii	21,717
Total	319,192
Average	29,017
Home Total	183,400
Home Average	30,567

1970

California* (Portland)	26,556
Illinois	33,246
Stanford*	38,400
Washington State*	21,800
UCLA	44,722
Idaho*	20,300
USC*	34,000
Washington	58,000
Air Force*	24,700
Army	39,455
Oregon State	40,299
Total	381,478
Average	34,679
Home Total	165,756
Home Average	27,693

1971

Nebraska	67,437
Utah*	27,000
Stanford	55,500
Texas	66,500
USC	50,111
Washington*	44,200
San Jose State*	14,000
Washington State	25,400
Air Force	26,435
California*	18,500
Oregon State*	43,000
Total	438,083
Average	38,916
Home Total	146,700
Home Average	23,340

1972

Missouri	41,236
Arizona*	30,000
Oklahoma	61,826
UCLA	30,209
Washington	61,000
Washington State*	23,000
Stanford*	27,500
USC*	32,000
California	23,000
San Jose State*	27,500
Oregon State	41,544
Total	408,815
Average	37,165
Home Total	140,200
Home Average	28,040

1973

Arizona State*	40,100
Air Force	34,541
Utah*	31,500
Michigan	81,113
California*	28,700
USC	53,155
Washington*	40,000
Washington State	19,800
UCLA*	21,200
Stanford	21,000
Oregon State*	39,700
Total	410,809
Average	37,346
Home Total	201,200
Home Average	33,533

1974

Nebraska	76,053
Air Force*	23,500
Utah	23,420
Northwestern	30,481
California	37,268
USC*	32,500
Washington	52,500
Washington State*	21,500
UCLA	32,713
Stanford*	18,500
Oregon State	32,156
Total	380,591
Average	34,599
Home Total	96,000
Home Average	24,000

1975

Oklahoma	70,261
San Jose State*	25,000
Minnesota	34,300
Washington*	28,500
California*	18,500
USC	50,542
Utah*	10,500
Washington State	18,100
UCLA*	1,500
Stanford	38,500
Oregon State*	35,000
Total	330,703
Average	30,064
Home Total	129,000
Home Average	25,800

1976

Colorado State*	37,800
USC*	40,600
Utah	14,586
Utah State*	17,300
California	29,946
Notre Dame	59,075
Washington	43,129
Washington State*	22,200
UCLA	32,470
Stanford*	18,000
Oregon State	35,611
Total	350,717
Average	31,883
Home Total	135,900
Home Average	27,180

1977

Georgia	45,000
TCU	15,031
Wisconsin*	30,773
Stanford	36,500
Washington*	29,500
USC	51,120
LSU	59,017
Washington State	27,200
UCLA*	20,000
California*	15,000
Oregon State*	34,068
Total	363,209
Average	33,019
Home Total	129,341
Home Average	25,868

1978

Colorado	45,389
USC*	31,000
TCU*	30,500
Wisconsin	63,988
California	40,350
BYU*	24,500
Washington	48,419
Washington State*	25,000
UCLA	37,314
Arizona*	26,200
Oregon State*	36,000
Total	408,660
Average	37,150
Home Total	137,200
Home Average	27,440

1979

Colorado	44,274
Michigan State	76,123
Washington*	42,500
Purdue	69,327
California*	36,636
Arizona	47,681
Air Force*	28,457
Washington State	18,650
Stanford	45,219
UCLA*	41,235
Oregon State*	36,536
Total	486,638
Average	44,240
Home Total	185,364
Home Average	37,073

1980

Stanford*	37,300
Kansas*	27,750
Michigan State*	30,431
Washington	51,008
California	35,000
USC*	42,733
UNLV*	31,651
Washington State*	30,093
UCLA	40,907
Oregon State	41,600
Arizona State	61,623
Total	430,106
Average	39,101
Home Total	199,958
Home Average	33,326

1981

Fresno State	28,697
Kansas	33,840
Pacific*	24,519
Washington*	40,695
Arizona State	63,935
Arizona*	24,264
Air Force*	23,290
UCLA*	24,272
Washington State	33,500
Stanford	36,106
Oregon State*	31,142
Total	364,260
Average	33,114
Home Total	168,182
Home Average	28,030

1982

Arizona State*	23,127
San Jose State*	17,629
Fresno State*	20,856
Washington	58,742
USC	47,181
California	31,736
Notre Dame*	40,381
UCLA	40,808
Washington State*	20,178
Arizona*	16,489
Oregon State	36,000
Total	353,127
Average	32,102
Home Total	138,660
Home Average	23,110

1983

Pacific*	26,273
Ohio State	88,524
Houston*	26,105
San Jose State	20,109
California*	27,102
Arizona	45,233
Washington*	44,303
Washington State	29,500
UCLA*	24,511
Stanford	31,420
Oregon State*	33,176
Total	396,256
Average	36,023
Home Total	181,470
Home Average	30,245

1984

Long Beach State*	23,044
Colorado*	25,047
California	40,500
Pacific*	28,505
Arizona	40,838
USC*	29,581
Washington	60,589
Washington State*	24,874
UCLA	44,420
Arizona State*	23,262
Oregon State	39,000
Total	379,661
Average	34,515
Home Total	154,314
Home Average	25,719

1985

Washington State	25,900
Colorado	30,373
Stanford*	33,494
Nebraska	75,947
Washington*	44,383
California*	27,465
San Diego State	15,432
San Jose State*	25,501
Arizona	35,292
Oregon State*	41,805
USC (Tokyo)	62,000
Total	417,592
Average	37,963
Home Total	172,648
Home Average	34,530

1986

San Jose State	23,115
Colorado*	26,155
Arizona*	28,773
Nebraska	76,185
USC	51,340
Arizona State*	28,522
Stanford*	28,226
Washington	58,466
California	32,000
Washington State*	25,137
Oregon State	36,204
Total	414,123
Average	37,647
Home Total	136,813
Home Average	27,363

1987

Colorado	40,521
Ohio State	89,882
San Diego State*	31,573
Washington*	44,421
USC*	39,587
UCLA	53,320
Stanford	38,500
California*	37,255
Arizona State	69,932
Washington State	14,089
Oregon State*	43,157
Total	502,237
Average	45,658
Home Total	195,998
Home Average	39,200

1988

Long Beach State*	29,238
Washington State	30,263
Stanford*	39,089
San Diego State	22,527
USC	63,452
Idaho State*	28,015
Washington*	45,978
UCLA*	42,509
Arizona	40,367
Oregon State	40,497
Hawaii	39,301
Total	455,824
Average	37,985
Home Total	219,417
Home Average	36,570

1989

California*	35,854
Iowa	67,700
Stanford	35,000
Arizona*	39,631
Washington State*	44,963
Washington	70,442
Arizona State	67,350
Long Beach State*	31,381
BYU	63,865
UCLA	46,433
Oregon State*	46,087
Tulsa (Shreveport)	44,621
Total	593,327
Average	49,444
Home Total	197,916
Home Average	39,583

1990

San Diego State*	35,118
Idaho*	29,637
Arizona	53,283
BYU*	45,022
Utah State*	32,554
Washington	73,498
Arizona State*	35,685
Stanford*	37,559
UCLA*	45,901
California	45,000
Oregon State	35,962
Colorado State (Anaheim)	41,450
Total	510,669
Average	42,556
Home Total	261,476
Home Average	37,353

1991

Washington State*	42,995
Texas Tech	36,308
Utah	27,867
USC*	45,948
New Mexico State*	34,536
California	46,000
Washington	72,318
Stanford*	41,949
Arizona State	48,170
UCLA	40,823
Oregon State*	42,141
Total	479,055
Average	43,550
Home Total	207,569
Home Average	41,514

1992

Hawaii*	32,650
Stanford	43,656
Texas Tech*	28,361
UNLV*	29,508
Arizona State*	30,121
USC	46,343
Washington*	47,612
Washington State	25,450
California*	34,651
UCLA*	33,771
Oregon State	35,547
Wake Forest (Shreveport)	31,337
Total	419,007
Average	34,917
Home Total	236,674
Home Average	33,811

1993

Colorado State	21,721
Montana*	33,183
Illinois	45,574
California	34,000
USC*	40,935
Arizona State	32,625
Washington	72,534
Washington State*	35,846
Arizona	57,309
Stanford*	31,214
Oregon State*	42,267
Total	447,208
Average	40,655
Home Total	183,445
Home Average	36,689

1994

Portland State*	30,505
Hawaii	40,492
Utah*	25,358
Iowa*	29,287
USC	44,232
Washington State	37,600
California*	30,678
Washington*	44,134
Arizona*	36,760
Arizona State*	41,683
Stanford	43,802
Oregon State	37,010
Penn State (Pasadena)	102,247
Total	543,788
Average	41,830
Home Total	238,405
Home Average	34,058

1995

Utah	30,701
Illinois*	44,201
UCLA	42,537
Stanford*	45,237
Pacific*	38,736
California	31,000
Washington State*	46,109
Arizona State*	44,772
Washington	74,054
Arizona	53,736
Oregon State*	46,114
Colorado (Dallas)	58,214
Total	555,441
Average	46,284
Home Total	265,169
Home Average	44,195

1996

Fresno State	39,312
Nevada*	41,606
Colorado State*	39,605
Washington State	30,124
Arizona State	54,618
UCLA*	45,779
Stanford	41,150
Washington*	46,226
Arizona*	40,721
California*	37,833
Oregon State	35,822
Total	452,796
Average	41,163
Home Total	251,770
Home Average	41,962

1997

Arizona*	38,035
Nevada	30,420
Fresno State*	38,288
Stanford	44,721
Washington State*	43,516
UCLA*	42,314
Utah*	39,389
USC	53,640
Washington	73,775
Arizona State	64,779
Oregon State*	45,735
Air Force (Las Vegas)	21,514
Total	536,126
Average	44,677
Home Total	247,277
Home Average	41,213

1998

Michigan State*	43,634
UTEP	25,906
San Jose State*	41,868
Stanford*	43,948
Washington State	37,196
UCLA	75,367
USC*	45,807
Arizona	44,931
Washington*	46,031
Arizona State*	43,723
Oregon State	37,777
Colorado (Honolulu)	38,803
Total	524,991
Average	43,749
Home Total	265,011
Home Average	44,169

1999

Michigan State.....	72,923
UTEP*	40,098
Nevada*	41,374
USC*	45,660
Washington	72,581
UCLA	55,674
Arizona	55,251
Arizona State*	45,445
Washington State*	44,090
California	38,000
Oregon State*	46,115
Minnesota (El Paso).....	48,757
Total	606,808
Average	50,567
Home Total.....	262,782
Home Average	43,797

2000

Nevada*	43,371
Wisconsin	78,521
Idaho*	43,770
UCLA*	45,470
Washington*	46,153
USC	54,031
Arizona*	45,950
Arizona State.....	53,085
Washington State	23,314
California*	45,845
Oregon State	36,044
Texas (San Diego)	63,278
Total	578,832
Average	48,236
Home Total.....	270,559
Home Average	45,093

2001

Wisconsin*	45,919
Utah*	45,712
USC*	45,765
Utah State.....	28,243
Arizona	45,258
California	34,552
Stanford*	46,021
Washington State	34,150
Arizona State*	46,064
UCLA	78,330
Oregon State*	46,075
Colorado (Tempe)	74,118
Total	570,207
Average	47,517
Home Total.....	275,556
Home Average	45,926

2002

Mississippi State*	56,386
Fresno State*	56,357
Idaho*	55,187
Portland State*	56,066
Arizona	47,356
UCLA	68,882
Arizona State*	56,432
USC*	56,754
Stanford*	56,436
Washington State	37,600
Washington*	57,112
Oregon State.....	37,154
Wake Forest (Seattle).....	38,241
Total	679,963
Average	52,305
Home Total.....	450,730
Home Average	56,341

2003

Mississippi State.....	52,856
Nevada*	56,471
Arizona	40,462
Michigan*	59,023
Washington State*	57,473
Utah	44,676
Arizona State	53,762
Stanford*	57,627
Washington	72,450
California*	57,511
UCLA	56,083
Oregon State*	58,102
Minnesota (El Paso).....	49,894
Total	716,390
Average	55,107
Home Total.....	346,207
Home Average	57,701

2004

Indiana*	57,550
Oklahoma.....	84,574
Idaho*	57,912
Arizona State*	58,208
Washington State	35,117
Arizona*	58,237
Stanford	33,250
Washington*	58,101
California	65,615
UCLA*	58,344
Oregon State	37,042
Total	603,950
Average	54,905
Home Total.....	348,352
Home Average	58,059

2005

Houston	19,981
Montana*	58,169
Fresno State*	58,201
USC*	59,129
Stanford	27,690
Arizona State	62,789
Washington*	58,269
Arizona	48,052
California*	58,309
Washington State	27,595
Oregon State*	58,525
Oklahoma (San Diego)	65,416
Total	602,125
Average	50,177
Home Total.....	350,602
Home Average	58,434

2006

Stanford*	58,450
Fresno State.....	42,281
Oklahoma*	59,269
Arizona State.....	58,526
California	72,516
UCLA*	58,618
Washington State	35,117
Portland State*	57,493
Washington*	58,408
USC	92,000
Arizona*	58,029
Oregon State	44,015
BYU (Las Vegas)	44,615
Total	739,337
Average	56,872
Home Total.....	350,267
Home Average	58,378

2007

Houston*	57,662
Michigan	109,733
Fresno State*	58,525
Stanford	35,019
California*	59,273
Washington State*	58,749
Washington	66,481
USC*	59,277
Arizona State*	59,379
Arizona	50,387
UCLA	72,434
Oregon State*	59,050
South Florida (El Paso)	49,867
Total	795,836
Average	61,218
Home Total.....	411,915
Home Average	58,845

2008

Washington*	58,778
Utah State*	58,060
Purdue	54,666
Boise State*	58,713
Washington State	30,927
USC	82,765
UCLA*	58,728
Arizona State.....	69,406
California	61,432
Stanford*	58,013
Arizona*	58,369
Oklahoma State (San Diego)	59,106
Total	755,282
Average	58,099
Home Total.....	350,661
Home Average	58,444

2009

Boise State.....	34,127
Purdue*	57,772
Utah*	58,017
California*	58,975
Washington State*	57,378
UCLA	77,819
Washington	67,809
USC*	59,592
Stanford	43,924
Arizona State*	58,475
Arizona	57,863
Oregon State*	59,597
Ohio State (Pasadena).....	93,963
Total	785,311
Average	60,409
Home Total.....	409,806
Home Average	58,544

2010

New Mexico*	59,104
Tennessee.....	102,035
Portland State*	58,086
Arizona State	60,326
Stanford*	59,818
Washington State	24,768
UCLA*	59,372
USC	88,726
Washington*	60,017
California	65,963
Arizona*	59,990
Oregon State	46,469
Auburn (Glendale).....	78,603
Total	823,277
Average	63,329
Home Total.....	356,387
Home Average	59,398

2011

LSU (Arlington)	87,711
Nevada*	58,818
Missouri State*	58,847
Arizona	56,096
California*	58,796
Arizona State*	60,055
Colorado	52,123
Washington State*	59,126
Washington	69,407
Stanford	50,360
USC*	59,933
Oregon State*	59,802
UCLA* (Pac-12 Champ.).....	59,376
Wisconsin (Pasadena)	91,245
Total	881,695
Average	62,978
Home Total.....	474,753
Home Average	59,344

2012

Arkansas State*	56,144
Fresno State*	55,755
Tennessee Tech*	57,091
Arizona*	58,344
Washington State (Seattle)	60,929
Washington*	58,792
Arizona State.....	71,004
Colorado*	57,521
USC	93,607
California	57,672
Stanford*	58,792
Oregon State	47,249
Kansas State (Glendale, Ariz.)	70,242
Total	803,142
Average	61,780
Home Total.....	402,439
Home Average	57,491

2013

Nicholls*	57,769
Virginia	58,502
Tennessee*	57,895
California*	56,987
Colorado	45,944
Washington	71,833
Washington State*	56,949
UCLA*	59,206
Stanford	51,545
Utah*	56,481
Arizona	45,777
Oregon State*	58,330
Total	677,218
Average	56,435
Home Total.....	403,617
Home Average	57,660

2014

South Dakota*	57,388
Michigan State*	59,456
Wyoming*	56,533
Washington State	32,952
Arizona*	56,032
UCLA	80,139
Washington*	57,858
California (Santa Clara)	55,575
Stanford*	58,794
Utah	47,528
Colorado*	55,891
Oregon State	45,722
Arizona (Santa Clara)	45,618
Florida State (Pasadena)	91,322
Ohio State (Arlington).....	85,689
Total	886,497
Average	59,100
Home Total.....	401,952
Home Average	57,422



Rob Mullens
director of athletics
sixth year
West Virginia University, 1991, '93

Rob Mullens has presided over one of the most successful eras in the University of Oregon's history with Duck student-athletes setting milestone records both on the field and in the classroom. He has guided Oregon to its best finish ever in the Directors' Cup, a national assessment of an athletic department's overall achievements. At the same time, Mullens has improved the Ducks' academic standards to where the University now averages more than 100 academic all-conference selections annually.

And just as important as the athletic and academic success, Oregon's philosophy of fiscal efficiency during Mullens' tenure has been recognized nationwide. The University is one of only a handful of institutions across the country that is self-sufficient as the Oregon brand continues to grow.

Those three pillars – student-athlete experience, academic excellence and broad-based competitive excellence – comprise the foundation of Mullens' core beliefs as he oversees nearly 500 student-athletes and a budget of close to \$98 million. Yet Mullens himself would tell you that it is the talented student-athletes, coaches and staff at the University of Oregon that are the department's most valuable assets.

Mullens was named the University's 12th director of intercollegiate athletics on July 15, 2010, after arriving from the University of Kentucky, where he served as deputy director of athletics and managed day-to-day operations for Kentucky's 22-sport athletics department, with an annual operating budget of \$79 million.

Since Mullens' arrival in Eugene, the Duck football team has claimed three conference championships in five seasons and played in the inaugural College Football Playoff Championship Game. The 2015 season saw the coronation of the University's first-ever Heisman Trophy winner, Marcus Mariota, as the Ducks won the Pac-12 title and then defeated undefeated Florida State in the Rose Bowl semifinal game.

Spurred by national championships in men's indoor and outdoor track and field, and women's indoor track and field, as well as top 10 national finishes by softball, football, men's and women's cross country and women's indoor track and field, the Ducks placed 13th in the 2014-15 Directors' Cup final standings, an all-time high for Oregon.

In the history of the Directors' Cup, Oregon is the only program with 18 or fewer NCAA sports to place among the top 15 nationally, a feat the Ducks have done four times. Oregon also ranked among the top 25 for a sixth time in seven years. Ten of the University's 27 all-time national championships have been won in the last five years.

Off the field, Mullens saw three-quarters of UO student-athletes earn degrees, and three garner Capitol One Academic All-America awards. All told, more than 100 student-athletes won academic all-conference awards. Since the opening of the John E. Jaqua Academic Center for Student Athletes in 2010, 29 UO student-athletes have earned Academic All-America honors.

Other highlights of Mullens' tenure include three Women's College World Series appearances for the softball team, a trip to the NCAA championship game in volleyball, three consecutive trips to the NCAA Tournament for men's basketball and a combined total of 10 national championships won by the Duck track and field and cross country squads.

Mullens arrived in Eugene as the Ducks opened their spectacular Matthew Knight Arena, which plays host to the school's men's and women's basketball teams, women's volleyball and acrobatics and tumbling, in addition to benefitting the entire Eugene-Springfield communities as a state-of-the-art venue for concerts, cultural forums and world-class entertainment. Other recent facilities include the Jaqua Center, the Hatfield-Dowling Football Complex and Pape' Field. In 2016, the softball team will open the brand new Jane Sanders Stadium.

Mullens' background is in accounting and auditing, and he promoted sound fiscal management and self-sufficiency at the University of Kentucky. During his total of eight years at Kentucky, the athletic department's operating budget expanded by nearly 70 percent. Fundraising for the department hit record levels each of the past seven years prior to his departure.

Prior to being named deputy director of athletics at Kentucky in 2006, Mullens began as the university's executive associate director of athletics in 2002. He served at the University of Maryland from 1996 to 2002, starting as assistant director of athletics for business and ultimately as executive senior associate director of athletics and chief of staff.

The West Virginia native was senior athletics business manager at the University of Miami (Fla.) from 1994 to 1996, and prior to that he was an accountant/auditor at Ernst & Young in Raleigh, N.C.

The 46-year-old Mullens earned a bachelor's degree in business administration and a master's in sport management from West Virginia University in 1991 and 1993, respectively. He and his wife, Jane, have two sons – Cooper and Tanner.



Michael Schill
university president
first year
Princeton, 1980
Yale, 1984

Michael H. Schill is the 18th president of the University of Oregon. He began his tenure on July 1, 2015. He previously served as the dean and Harry N. Wyatt Professor of Law at the University of Chicago Law School.

Prior to joining the University of Chicago in 2010, Schill served as the dean of the University of California, Los Angeles School of Law from 2004 to 2009. His other faculty appointments include tenured positions as professor of law and urban planning at New York University and professor of law and real estate at the University of Pennsylvania.

A nationally recognized expert in property, real estate, and housing law and policy, Schill is the author or co-author of three books and more than 40 scholarly articles. His work includes studies of the determinants of value in condominium and cooperative housing, the impacts of housing programs on property values, the enforcement of Fair Housing laws, mortgage securitization, and the deregulation of housing markets. His casebook, *Property*, co-authored with James Krier, Greg Alexander, and Lior Strahilevitz is one of the best-selling casebooks used in American law schools.

In 2004, Schill founded the Furman Center for Real Estate and Urban Policy at New York University. Under his and subsequent leadership, the Furman Center has become one of the nation's leading research centers on housing and the built environment.

In addition to serving as the president of the University of Oregon, Schill is a member of the Board of Governors of Argonne National Laboratory, a member of the Board of Trustees of Ithaka, the nonprofit organization that owns JSTOR, and is a Fellow of the American Academy of Arts and Sciences.

Schill graduated with an AB in public policy from Princeton University in 1980 and a JD from the Yale Law School in 1984.

Schill also holds a tenured faculty appointment in the University of Oregon School of Law.

PAC-12 BOWL INFORMATION

The Pac-12 is in the second year of a six-year agreement with seven bowl partners that should provide the Conference with a competitive post-season bowl experience.

The lineup is led by the Rose Bowl Game presented by Northwestern Mutual, which is the destination for the Pac-12 champion. In addition to the Rose Bowl, Pac-12 bowl partners include the Valero Alamo Bowl in San Antonio, the National University Holiday Bowl in San Diego, the Foster Farms Bowl in Santa Clara, Calif., the Hyundai Sun Bowl in El Paso, the Royal Purple Las Vegas Bowl, and the Cactus Bowl in Tempe.

If a Pac-12 team is in the top four of the College Football Playoff poll following the 2015 season it would not necessarily have a team in the Rose Bowl. The displaced Pac-12 Champion and any other Pac-12 team ranked high enough would fill a berth in one of two CFP semifinals - the Good-year Cotton Bowl Classic in Arlington, Texas or the Capital One Orange Bowl in Miami Gardens, Fla.

When the Rose Bowl does not host a semifinal game, the Pac-12 champion would play in the Rose Bowl unless it was ranked in the top four and would play in one of the semifinal games.

2015-16 COLLEGE FOOTBALL BOWL SCHEDULE

Date	Bowl	Location	TV	Time (ET)	Matchup
TBA	Arizona Bowl	Tucson, AZ	TBA	TBA	Mountain West vs. C-USA
Dec. 19	AutoNation Cure Bowl	Orlando, FL	CBSSN	12:00 p.m.	American vs. Sun Belt
	Gildan New Mexico Bowl	Albuquerque, NM	ESPN	2:00 p.m.	C-USA vs. Mountain West
	Royal Purple Las Vegas Bowl	Las Vegas, NV	ABC	3:30 p.m.	Mountain West/BYU vs. Pac-12
	Raycom Media Camellia Bowl	Montgomery, AL	ESPN	5:30 p.m.	MAC vs. Sun Belt
	R+L Carriers New Orleans Bowl	New Orleans, LA	ESPN	9:00 p.m.	Mountain West vs. Sun Belt
Dec. 21	Miami Beach Bowl	Miami, FL	ESPN	2:30 p.m.	American vs. C-USA
Dec. 22	Famous Idaho Potato Bowl	Boise, ID	ESPN	3:30 p.m.	MAC vs. Mountain West
	Boca Raton Bowl	Boca Raton, FL	ESPN	7:00 p.m.	American vs. MAC
Dec. 23	San Diego County Credit Union Poinsettia Bowl	San Diego, CA	ESPN	4:30 p.m.	Mountain West vs. Army
	GoDaddy Bowl	Mobile, AL	ESPN	8:00 p.m.	MAC vs. Sun Belt
Dec. 24	Popeyes Bahamas Bowl	Nassau, Bahamas	ESPN	12:00 p.m.	C-USA vs. MAC
	Hawai'i Bowl	Honolulu, HI	ESPN	8:00 p.m.	American vs. Mountain West/BYU
Dec. 26	St. Petersburg Bowl	St. Petersburg, FL	ESPN	11:00 a.m.	C-USA vs. American
	Hyundai Sun Bowl	El Paso, TX	CBS	2:00 p.m.	ACC/Notre Dame vs. Pac-12
	Zaxby's Heart of Dallas Bowl	Dallas, TX	ESPN	2:20 p.m.	Big-12 vs. C-USA
	New Era Pinstripe Bowl	Bronx, NY	ABC	3:30 p.m.	ACC/Notre Dame vs. Big Ten
	Independence Bowl	Shreveport, LA	ESPN	5:45 p.m.	ACC/Notre Dame vs. SEC
	Foster Farms Bowl	Santa Clara, CA	ESPN	9:15 p.m.	Big Ten vs. Pac-12
Dec. 28	Military Bowl presented by Northrop Grumman	Annapolis, MD	ESPN	2:30 p.m.	ACC/Notre Dame vs. American
	Quick Lane Bowl	Detroit, MI	ESPN2	5:00 p.m.	ACC/Notre Dame vs. Big Ten
Dec. 29	Lockheed Martin Armed Forces Bowl	Fort Worth, TX	ESPN	2:00 p.m.	Mountain West vs. Big Ten
	Russell Athletic Bowl	Orlando, FL	ESPN	5:30 p.m.	ACC/Notre Dame vs. Big 12
	AdvoCare V100 Texas Bowl	Houston, TX	ESPN	9:00 p.m.	Big 12 vs. SEC
Dec. 30	Birmingham Bowl	Birmingham, AL	ESPN	12:00 p.m.	American vs. SEC
	Belk Bowl	Charlotte, NC	ESPN	3:30 p.m.	ACC/Notre Dame vs. SEC
	Franklin American Mortgage Music City Bowl	Nashville, TN	ESPN	7:00 p.m.	ACC/Notre Dame or Big Ten vs. SEC
	National University Holiday Bowl	San Diego, CA	ESPN	10:30 p.m.	Big Ten vs. Big Ten vs. Pac-12
Dec. 31	Chick-fil-A Peach Bowl	Atlanta, GA	ESPN	12:00 p.m.	New Year's Six
	Goodyear Cotton Bowl Classic	Arlington, TX	ESPN	4:00 or 8:00 p.m.	Playoff Semifinal Game
	Capital One Orange Bowl	Miami Gardens, FL	ESPN	4:00 or 8:00 p.m.	Playoff Semifinal Game
Jan. 1	Outback Bowl	Tampa, FL	ESPN2	12:00 p.m.	Big Ten vs. SEC
	Buffalo Wild Wings Citrus Bowl	Orlando, FL	ABC	1:00 p.m.	Big Ten vs. SEC
	Fiesta Bowl	Glendale, AZ	ESPN	1:00 p.m.	New Year's Six
	Rose Bowl Game	Pasadena, CA	ESPN	5:00 p.m.	Big Ten vs. Pac-12 (New Year's Six)
	Allstate Sugar Bowl	New Orleans, LA	ESPN	8:30 p.m.	SEC vs. Big 12 (New Year's Six)
Jan. 2	TaxSlayer Bowl	Jacksonville, FL	ESPN	12:00 p.m.	ACC/Notre Dame or Big Ten vs. SEC
	AutoZone Liberty Bowl	Memphis, TN	ESPN	3:20 p.m.	Big 12 vs. SEC
	Valero Alamo Bowl	San Antonio, TX	ESPN	6:45 p.m.	Big 12 vs. Pac-12
	Cactus Bowl	Phoenix, AZ	ESPN	10:15 p.m.	Big 12 vs. Pac-12
	College Football Playoff National Championship	Glendale, AZ	ESPN	8:30 p.m.	Semi Winner vs. Semi Winner